

2000 JEEP WRANGLER (TJ)

PARTS CATALOG

ILLUSTRATION AND TEXT
(CHASSIS - BODY - TRIM)

SUPERSEDES
October 2001
ENGLISH



Jeep

CHRYSLER • PLYMOUTH • DODGE • JEEP

THE MOPAR DIFFERENCE

INDEX TO INFORMATION PAGES

The use of this Parts Catalog and the arrangement of information herein is explained in the General Information Section as indexed below.

Abbreviations	INF-13
Alphabetic Index	INF-10
Body Code Plate Interpretation	INF-12
Catalog Groups - Titles & Contents	INF-2
How to Use This Catalog and Locate Parts	INF-8
Illustration Index	INF-10
Illustration Numbering Index	INF-9
Index.....	INF-1
Logical Illustration Index.....	INF-3
Logical Illustrations	INF-9
Numerical Index	INF-10
Page Numbering.....	INF-9
Part Packages	INF-10
Standard Parts.....	INF-10
Symbols Used in this Catalog.....	INF-9
VIN Plate Decoding Information	INF-11

CATALOG GROUPS - TITLES & CONTENT

Group	Content
001	Mopar Accessories
002	Front Suspension & Drive
003	Rear Axle
004	Parking Brake
005	Service Brakes
006	Clutch
007	Cooling
008	Electrical
009	Engine Mounting
011	Exhaust
013	Frames and Bumpers
014	Fuel
016	Propeller Shafts and U-Joints
017	Rear Suspension
019	Steering
022	Wheels, Covers and Jacks
024	Air Conditioning & Heater
025	Emission Systems
08A	Instrument Panel and Radios and Consoles
2.5L4	Engine 2.5L Four Cylinder
21P	Speedometer Pinions
231	Transfer Case Model 231
23D	Wiper/Lock Cylinder and Keys
30RH	Automatic Transmission 3 Speed
32RH	Automatic Transmission 3 Speed
3550	Manual Transmission 5 Speed
4.0L	Engine 4.0L Six Cylinder
AISIN	Manual Transmission 5 Speed
DTJ	Doors and Related Parts
ETJ	Exterior Ornamentation
ITJ	Interior Trim
STJ	Body Sheet Metal Except Doors

LOGICAL ILLUSTRATION INDEX

Group	Logical Illustration	Logical Illustration Name
001	100	Audio & Electronics
001	1000	4 - Wheeling & Off Road
001	200	Carriers & Cargo Hauling
001	300	Driving Convenience
001	400	Exterior Appearance
001	500	Exterior Protection
001	600	Fog Lights & Electrical
001	800	Interior Storage
001	900	Security
002	100	Front Suspension & Strut
002	200	Front Axle Drive Shafts
002	300	Front Axle Housing
002	400	Front Axle Assembly
002	600	Front Axle Differential
003	100	Rear Axle
003	200	Differential and Housing
003	400	Rear Axle Shafts
004	100	Parking Brake Lever and Cables
005	100	Front Brakes
005	200	Rear Brakes
005	300	Power Brake Booster
005	400	Brake Master Cylinder
005	500	Brake Lines and Hoses
005	600	Brake Pedals
006	100	Clutch
006	200	Clutch Housing
006	300	Clutch Controls
006	400	Clutch Pedals
007	100	Radiator and Related Parts
007	200	Water Pump and Related Parts
007	300	Tank, Coolant Engine
007	400	Pulleys and Related Parts
007	500	Drive Belts

007	600	Lines, Transmission Oil Cooler
007	700	Grilles
008	100	Starters
008	1000	Battery Tray and Cables
008	1100	Lamps - Front, Rear and Courtesy
008	1200	Wiring-Engine & Related Parts
008	1300	Wiring-Headlamp to Dash
008	1400	Wiring-Instrument Panel
008	1500	Wiring-Body & Accessories
008	1600	Wiring Repair
008	1900	Spark Plugs-Cables-Coils
008	200	Alternators
008	300	Distributor
008	400	Modules
008	500	Relays
008	600	Sensors
008	700	Single Board Engine Controllers
008	800	Switches
008	900	Horns
009	100	Engine Mounting
011	100	Exhaust System
011	200	Heat Shields
013	100	Frames
013	200	Front Bumper and Fascia
013	300	Rear Bumper and Fascia
013	500	Body Hold Down
014	100	Tank, Fuel
014	1000	Speed Control
014	1100	Accelerator Pedal
014	200	Fuel Tank Filler Tube
014	300	Fuel Lines
014	400	Fuel Rail
014	500	Fuel Pump and Sending Unit
014	600	Throttle Body
014	700	Throttle Controls
014	800	Air Cleaner

016	100	Propeller Shaft
017	100	Rear Suspension
017	200	Rear Stabilizer
019	100	Steering Wheel
019	200	Steering Column
019	300	Steering Gear
019	400	Steering Linkage
019	500	Power Steering Pump
019	700	Power Steering Hoses
022	100	Wheels and Hardware
022	200	Wheel Covers and Center Caps
022	300	Jack Stowage
022	400	Spare Tire Stowage
024	100	Air Conditioner and Heater Units
024	200	Air Conditioner and Heater Plumbing
024	300	Air Conditioner and Heater Controls
024	400	Air Conditioning Compressor
024	600	Air Ducts and Outlets
025	100	Emission Labels
025	300	Vacuum Canister
025	400	Emission Harness
08A	100	Instrument Panel
08A	200	Instrument Panel Cluster
08A	300	Radio, Antenna, and Speakers
08A	400	Consoles
2.5L4	200	Cylinder Head
2.5L4	300	Cylinder Block
2.5L4	400	Crankshaft, Piston and Drive Plate
2.5L4	500	Camshafts & Valves
2.5L4	600	Timing Belt and Cover
2.5L4	700	Engine Oiling
2.5L4	800	Manifolds
2.5L4	900	Crankcase Ventilation
21P	100	Speedometer Pinions
231	100	Transfer Case Assembly
231	1200	Gearshift Controls

231	200	Case and Related Parts
231	400	Gear Train
231	900	Fork and Rails
23D	100	Lock Cylinders and Keys
23D	200	Windshield Wiper and Washer Systems
23D	300	Rear Wiper and Washer System
30RH	100	Transmission Assembly
30RH	1200	Gearshift Controls
30RH	200	Case and Extension
30RH	300	Oil Pump
30RH	400	Gear Train
30RH	500	Bands, Reverse and Kickdown
30RH	600	Governor
30RH	700	Valve Body
32RH	100	Transmission Assembly
32RH	1200	Gearshift Controls
32RH	200	Case and Extension
32RH	300	Oil Pump
32RH	400	Gear Train
32RH	500	Bands, Reverse and Kickdown
32RH	600	Governor
32RH	700	Valve Body
3550	100	Transmission Assembly
3550	1200	Gearshift Controls
3550	200	Case and Extension
3550	400	Gear Train
3550	900	Fork and Rails
4.0L	200	Cylinder Head
4.0L	300	Cylinder Block
4.0L	400	Crankshaft, Piston and Torque Converter
4.0L	500	Camshafts & Valves
4.0L	600	Timing Belt and Cover
4.0L	700	Engine Oiling
4.0L	800	Manifolds
4.0L	900	Crankcase Ventilation
AISIN	100	Transmission Assembly

AISIN	1200	Gearshift Controls
AISIN	200	Case and Extension
AISIN	400	Gear Train
AISIN	900	Forks and Rails
DTJ	100	Front Door
DTJ	500	Exterior Mirror
DTJ	600	Weatherstrips and Seals
ETJ	200	Moldings and Ornamentation
ETJ	300	Decals and Tapestripes
ITJ	100	Headliner and Visor
ITJ	300	Carpet and Tonneau Cover
ITJ	400	Door Trim Panels- Front and Sliding
ITJ	500	Front Seats and Attaching Parts
ITJ	600	Rear Seats and Attaching Parts
ITJ	700	Seat Belts-Front and Rear
ITJ	800	Adjusters, Covers, Shields, and Risers
STJ	1100	Folding Top
STJ	1300	Tailgate
STJ	1600	Luggage Rack
STJ	200	Floor Pans
STJ	300	Plugs
STJ	400	Front Fenders
STJ	500	Hood and Hood Release
STJ	600	Cowl and Dash Panel
STJ	700	Glass and Rear View Mirror
STJ	800	Aperture Panel

HOW TO USE THIS CATALOG AND LOCATE PARTS

This Catalog is divided into Part Groups in which illustrations for parts of a similar function and/or location are published. The Group contents listing on the next page shows the type of parts contained in each group. Tabs are provided or available to separate each group.

Several methods may be used to locate a specific part:

Option 1: From the Group Contents listing. Select the group which would most logically contain the part to be found. Open the catalog to the beginning of that group. The first page of the group will contain the part. Turn to the selected illustration and locate the part by reviewing the illustration item numbers and associated text information following the illustration.

Option 2: If the "noun" name of the part you seek is known, an alphabetical index of Nouns and illustration titles is provided to assist in finding the part. Several keys may be found in this index.

RESERVOIR, Power Steering Oil Pump Group 19	Group Reference
ALTERNATOR All Engines 8-210	Illustration Reference
BELT, Front Seat Imdl/710/3	Illustration/Item Reference

Group by Model _____	}
Illustration Number _____	
Item _____	

Option 3: If the part number is known but the applications need to be determined, refer to the numerical index. This index shows the group, illustration number and each part listed in the catalog. Multiple references mean the part is listed more than once.

Option 4: Other options such as group identifiers exist in these catalogs. For Example, Group 23 Body has been broken in sections, i.e. 23A Sheet Metal now is S(model code). Example: SGS for model GS. Group 23C Doors now is D(model code) ex. DGS. Group 23 Exterior Ornamentation now is E(model code). This same logic applies to the Interior Trim Section (ex. IGS).

The Group 9 Engine sections in prior parts catalogs had been numbered 9A, 9B, 9C, etc. There was no real meaning to this numbering scheme. In this new MACS produced catalog the group numbering scheme is as follows: 2.5LD means 2.5 Liter Diesel Engine; 2.0L means 2.0 Liter Four Cylinder Gas Engine; 3.3L6T means 3.3 Liter Six Cylinder Transverse Mounted Engine; and 3.8L means 3.8 Liter Six Cylinder Engine. Also note that Engine Mounting parts are located in Group 9.

PAGE NUMBERING

Two-part page numbers are used throughout this catalog. The first part of the page designation indicates one major group or section. The second part indicates the actual page number in the group. For example:

2-1 indicates Group 2, Front Suspension, Page 1
3-4 indicates Group 3, Axle Rear, Page 4

In the maintenance of the Loose Leaf Parts Catalog Revision Service, it may become necessary to add information beyond the capacity of the page. In this event, an "A" page will be used. For example, if it becomes necessary, because of change, to add several part numbers to page 2-1 and space does not permit the addition, you will be given Page 2-1A. Page 2-1A should be filed immediately following Page 2-1.

Figure and Item Numbers are also commonly used to identify locations in the Catalog, i.e., 14-910/8 refers to Group 14, illustration 910, Item Number 8. Illustration Numbers are always ascending sequential within the Groups.

SYMBOLS USED IN THIS CATALOG

The Following symbols are commonly used with Part Number and Quantity information in this Catalog:

AR - Indicates the quantity required may vary or is to be determined by the user.

PAR - Indicates "Paint As Required"

BLANK - Indicates "All Condition"

- = "Not Illustrated"

LOGICAL ILLUSTRATIONS

Refer to Illustration in front of each group. This will give assistance to as how each group is broken down and what Specific Illustration should be referenced.

ILLUSTRATION NUMBERING INDEX

Illustration numbers in this Catalog are Group standards. This indicates group and consistent content. EXAMPLE: 8-100 is a Logical Illustration for Starters. 8-101 to 8-199 are Specific Illustrations used for Starters for all Catalogs. 8-200 will contain Alternators for all Catalogs and so on. Always refer to group index in front of each group.

ILLUSTRATION INDEX

This index is a compilation of catalog parts description data with reference to illustrations, figures and key numbers as shown:

Fender ic; Model.....Group: S(Model)Illustration 410
(Fender is located in Sheet Metal Section (S) in Illustration 410)

The first page of each group contains a listing of all illustrations and group breakdown within that group. Also refer to illustrations alphabetically listed in information section.

ALPHABETIC INDEX

This index is a compilation of catalog parts description data with a reference to the location of the item by Group, Figure, and Key Number as shown in the following example:

Housing, w/Pump.....Group 7 Illustration 210 Item 10
(Housing, w/Pump.....7-210/10)

The index will be expanded progressively as data is added to computer files. To locate a part by name refer to the Alphabetical Index. This index indicates the group and illustration and item number where the part is located. Alphabetical Index can be found in INF section of this Catalog.

NUMERICAL INDEX

A listing of Part Numbers contained in the catalog. The numbers are in numerical sequence with reference to the group and Illustration and item number where the part is located.

PARTS PACKAGES

Service Parts Packages, containing all parts needed for specific service operation, are listed in their respective groups with related parts. The listing will show adaptability and model application.

STANDARD PARTS

Important attaching standard parts such as bolts, nuts, etc, are generally listed in the text of the respective major parts groups.

VIN PLATE DECODING INFORMATION

1	2	3	4	5	6	7	8	9	10	11	12 thru 17
Country	Make	Vehicle Type	Other	Line	Series	Body Style	Engine	Check Digit	Model Year	Assy. Plant	Sequence No.

The following table interprets the VIN Plate positions shown above.

Position	Interpretation	Codes = Description
1	Country of Origin	1 = U.S.
2	Make	J = Jeep
3	Vehicle type	4 = MPV
4	GVWR & Pass. Safety	D=0-1360 kg (0-3000 lbs) E=1361-1814 kg (3001-4000 lbs) F=1815-2267 kg (4001-5000 lbs) G=2268-2721 kg (5001-6000 lbs) H=2722-3175 kg (6001-7000 lbs) J=3176-3628 kg (7001-8000 lbs) K=3629-4082 kg (8001-9000 lbs) L=4083-4535 kg (9001-10000 lbs) M=4536-6350 kg (10001-14000 lbs)
5	Vehicle Line	A = Wrangler 4x4 Left Hand Drive 4 = Wrangler 4x4 Right Hand Drive
6	Series	2 = SE 4 = Sport 5 = Sahara
7	Body Style	9 = Open Body
8	Engine	P = 2.5L Gas Unleaded (EPE) S = 4.0L Gas Unleaded (ERH) H = 2.5L Gas Leaded (EPE) V = 4.0L Leaded (ERH)
9	Check Digit	
10	Model Year	Y = 2000
11	Assembly Plant	P = Toledo #2
12 thru 17	Vehicle Build Sequence	Model Year Assembly Sequence

BODY CODE PLATE INTERPRETATION

The Body Code Plate is located on the Left Front Side Shield or Wheel Housing or the Upper Radiator Support. The Plate contains 7 rows of data. The bottom 3 rows are reserved for the specific information as depicted below. Starting at the fourth row (following the reserved portion), other Sales Codes used to build a specific vehicle are listed in the ascending order by ALPHA sequence.

1	2	3	4	5	6	7	8	9	10	11	12	13	14	15	16	17	18	19	20	21	
22	23	24	25	26	27	28	29	30	31	32	33	34	35	36	37	38	39				
40	41	42	43	44	45	46	47	48	49	50	51	52	53	54	55	56	57	58	59	60	

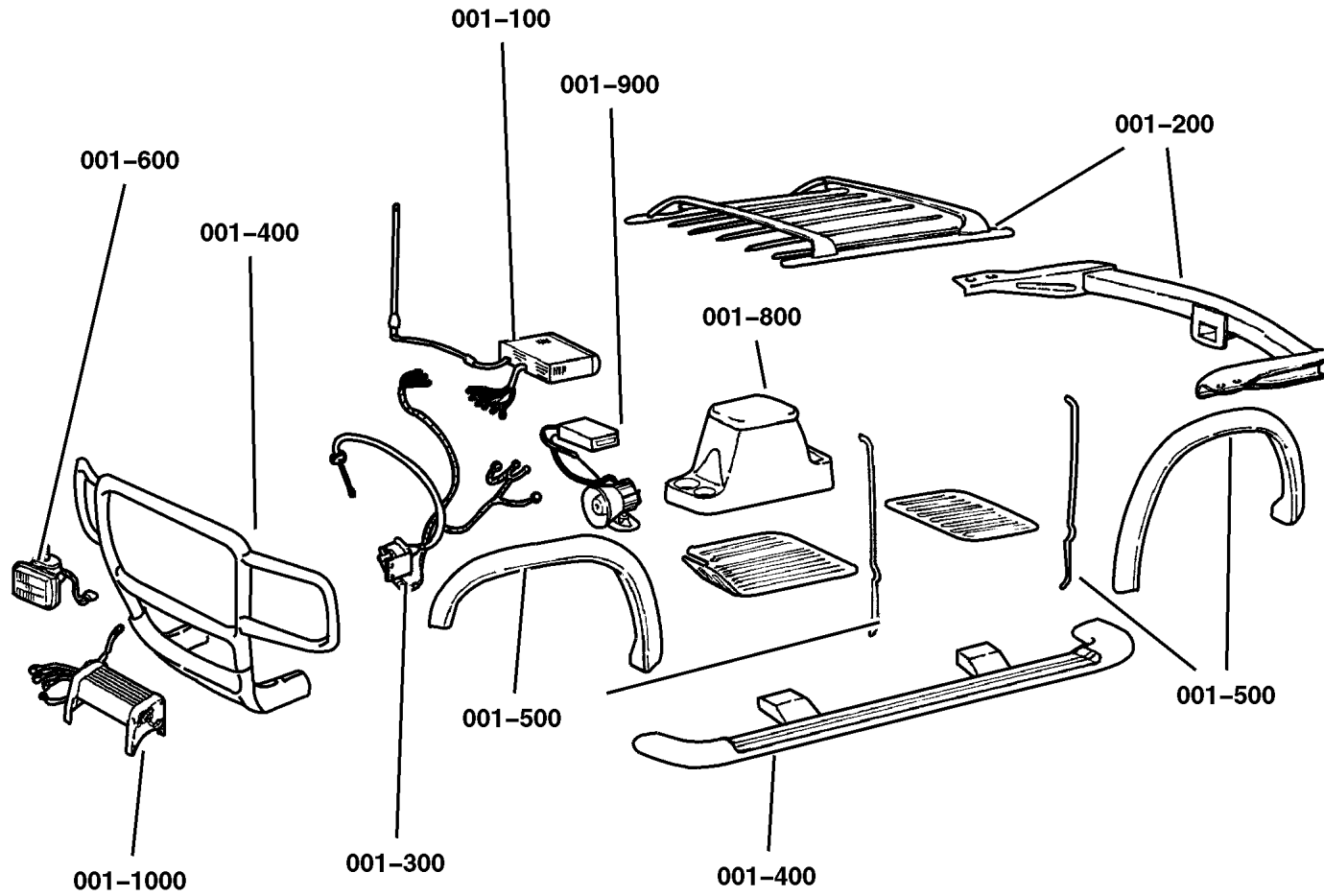
1-12	VEHICLE ORDER NUMBER
13-15	VINYL ROOF CODE/DOOR COMBO CODES
16-18	VEHICLE SHELL CAR LINE
19	PRICE CLASS
20-21	BODY TYPE
22-24	PAINT PROCEDURE
25-28	PRIMARY PAINT
29-32	SECONDARY PAINT
33-36	INTERIOR TRIM CODE
37-39	ENGINE CODES
40-42	TRANSMISSION CODES
43	MARKET CODES
44-46	VEHICLE IDENTIFICATION NUMBER (VIN) For definition of the Elements and the individual position see Vin Plate Defined.

ABBREVIATIONS

A/C	Air Conditioner
ABS	Anti-Lock Brakes System
AR	As Required
ATC	Automatic Temperature Control
AWD	All Wheel Drive
BUX	Built Up Export
CV	Constant Velocity
DOHC	Dual (or Double) OverHead Cam
EFI	Electronic Fuel Injection
EGR	Exhaust Gas Recirculation
ECU	Electronic Control Unit
FWD	Front Wheel Drive
HEX	HEXagon
HCU	Hydraulic Control Unit
I/D	Inside Diameter
L	Liter
LED	Light Emitting Diode
MAP	Manifold Absolute Pressure
MPH	Miles Per Hour
O/D	Outside Diameter
P/S	Power Steering
PSI	Pounds per Square Inch
PSF	Pounds per Square Foot
PRNODL	Park, Reverse, Neutral, Overdrive, Drive, Low
PRNDL	Park, Reverse, Neutral, Drive, Low
PTO	Power Take Off
RFI	Radio Frequency Interference
RPM	Revolutions Per Minute
RTV	Room Temperature Vulcanizer (sealant)
T/BODY	Throttle BODY
U/BODY	Under BODY
SOHC	Single OverHead Cam
PAR	Paint As Required

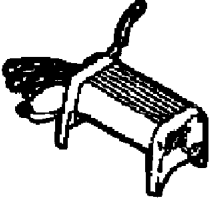
Group - 001

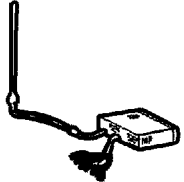
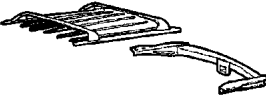

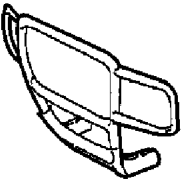
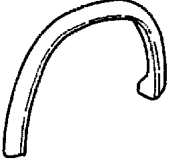



Component Parts for Mopar Accessories



Group - 001

Component Parts for Mopar Accessories

<p>001-1000 4 - Wheeling & Off Road</p> 			
---	--	--	--

<p>001-100 Audio & Electronics</p> 	<p>001-200 Carriers & Cargo Hauling</p> 	<p>001-300 Driving Convenience</p> 	<p>001-400 Exterior Appearance</p> 
<p>001-500 Exterior Protection</p> 	<p>001-600 Fog Lights & Electrical</p> 	<p>001-800 Interior Storage</p> 	<p>001-900 Security</p> 

GROUP 1 - Component Parts for Mopar Accessories

Illustration Title	Group-Fig. No.
Audio & Electronics	
Player Kit - 6 Disc	Fig. 001-110
Player Kit - 12 Disc	Fig. 001-120
Antenna Kit	Fig. 001-150
Speaker Kit - Radio Instrument Panel	Fig. 001-160
Carriers & Cargo Hauling	
Mounting Kit - Tonneau	Fig. 001-210
Bike Carrier - Hitch Mount	Fig. 001-220
Trailer Tow - Receiver Kit	Fig. 001-250
Driving Convenience	
Speed Control Kit	Fig. 001-310
Exterior Appearance	
Bumper Kit - Front Tubular	Fig. 001-410
Bumper Kit - Rear Tubular	Fig. 001-420
Extension Kit - Bumper Front	Fig. 001-430
Side Step Kit	Fig. 001-440
Exterior Protection	
Shield Kit - Air Front	Fig. 001-510
Trim Kit - Door	Fig. 001-520
Molding Kit - Rocker Guard	Fig. 001-530
Hardware Package - Door	Fig. 001-540
Hardtop Wiring Kit	Fig. 001-550
Fog Lights & Electrical	
Light Kit - Fog	Fig. 001-610
Light Kit - Off Road	Fig. 001-620
Wiring Kit - Auxiliary Lights Fog	Fig. 001-630
Installation Package - Off Road Off Road	Fig. 001-640
Heater Kit - Engine Block	Fig. 001-650
Interior Storage	
Console Kit - Floor	Fig. 001-820
Security	
Alarm - EVS Base System	Fig. 001-910
4 - Wheeling & Off Road	
Guard - Rock Rails	Fig. 001-1020
Winch Kit - Power	Fig. 001-1030

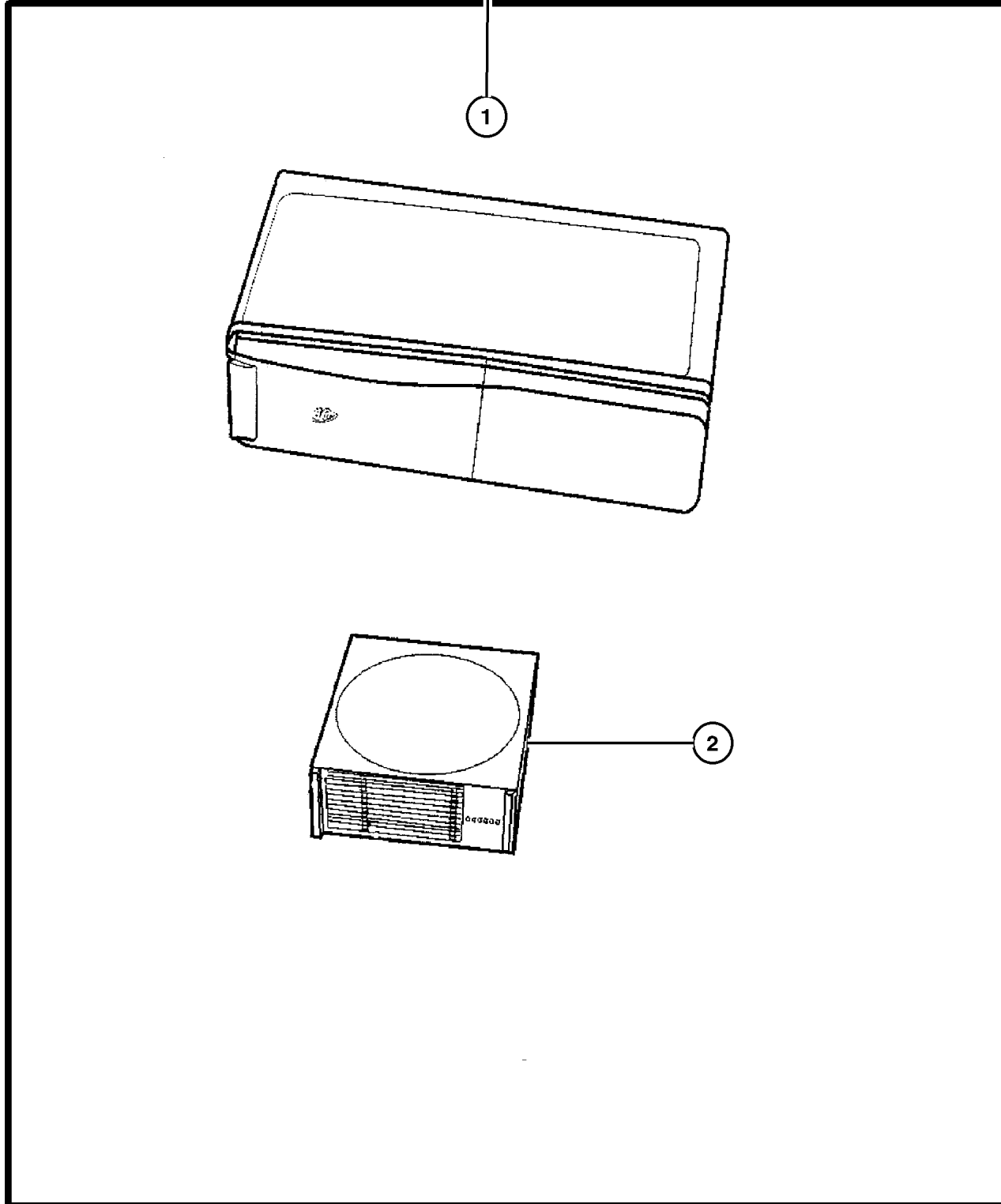


Player Kit - 6 Disc
Figure 001-110

ITEM	PART NUMBER	QTY	LINE	BODY	DESCRIPTION
------	-------------	-----	------	------	-------------

NOTE; Use with CD-Controlled radios. For radios without CD Changer controls, use FM-Modulator Kit 82202292

1	8220 2700	1			PLAYER KIT, CD Changer - 6 Disc
2	#4797 433	1			MAGAZINE, CD Changer



JEEP WRANGLER (TJ)

SERIES
H=Sport
L=SE
P=Sahara

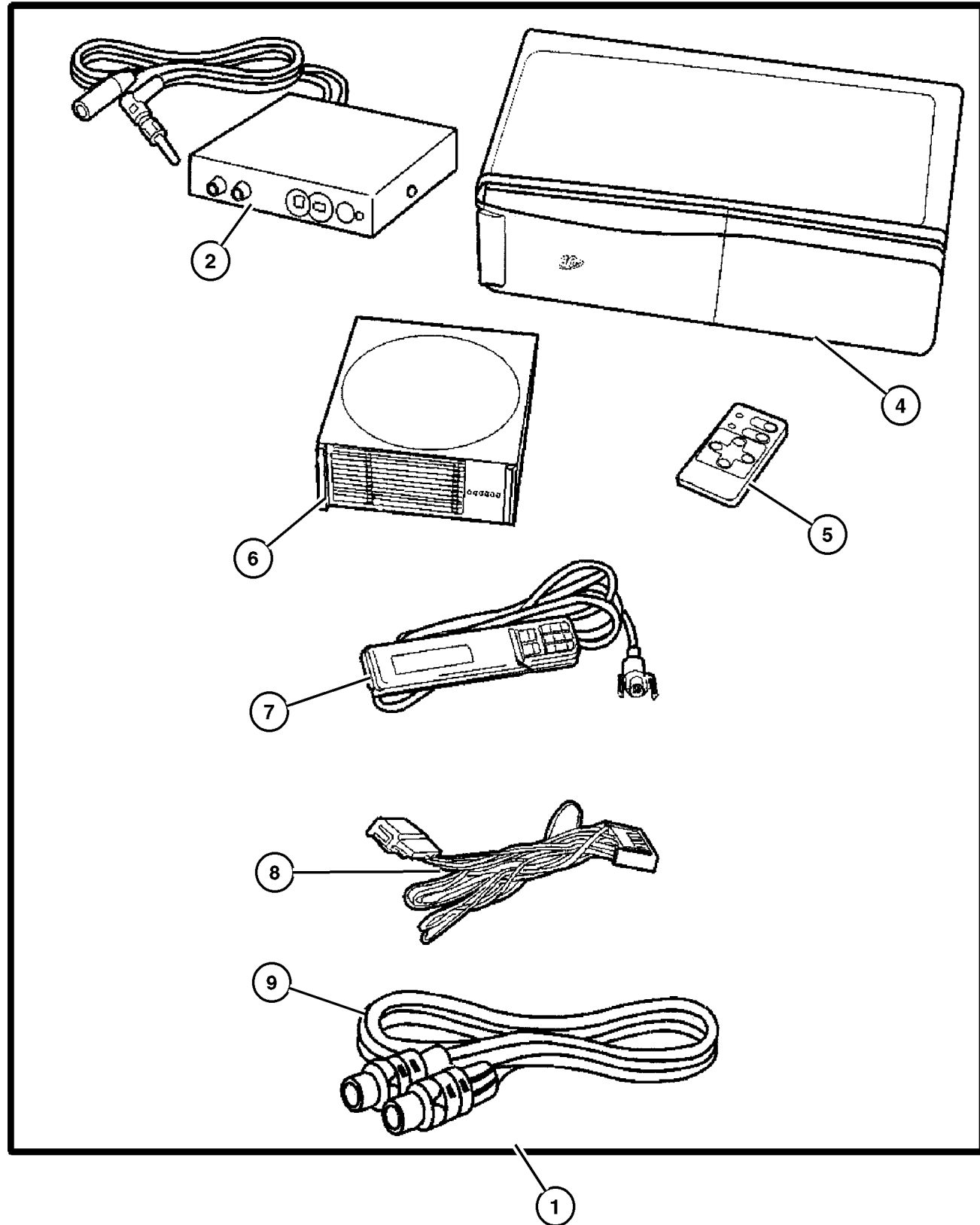
LINE
J = Wrangler 4WD
U = Wrangler 4WD (RHD)

BODY
77=93.4 WB

ENGINE
EPE, EP0 = 2.5L Power Tech
ERH, ER0 = 4.0L Power Tech

TRANSMISSION
DGG, DGD = 32RH 3 Spd. Auto.
DDQ = 5 Spd. Manual
DDD = 5 Speed HD Manual
DG0 = Auto Trans.
DBB = Manual Trans.
DDO = All 5 Speed Manual

Player Kit - 12 Disc
Figure 001-120



ITEM	PART NUMBER	QTY	LINE	BODY	DESCRIPTION
------	-------------	-----	------	------	-------------

NOTE; For radio without CD controls. Pentastar Logo, Includes RF Modulator, Power Cord, Din Cord, Hand Held and IR Remote Controller and Operating manual, 12 Disc Magazine.

1	8220 4730	1	J	77	PLAYER KIT, CD Changer - 12 Disc
2	5013 804AA	1	J	77	MODULATOR, FM
-3	5013 800AA	1	J	77	HARDWARE KIT, Mounting
4	5013 806AA	1	J	77	CHANGER, CD
5	5013 802AA	1	J	77	CONTROLLER, CD Wireless
6	5013 805AA	1	J	77	MAGAZINE, CD Changer
7	5013 803AA	1	J	77	CONTROLLER, CD Wired
8	4465 117	1	J	77	ADAPTOR, A/C
9	5013 801AA	1	J	77	DIN CORD, CD Player

JEEP WRANGLER (TJ)

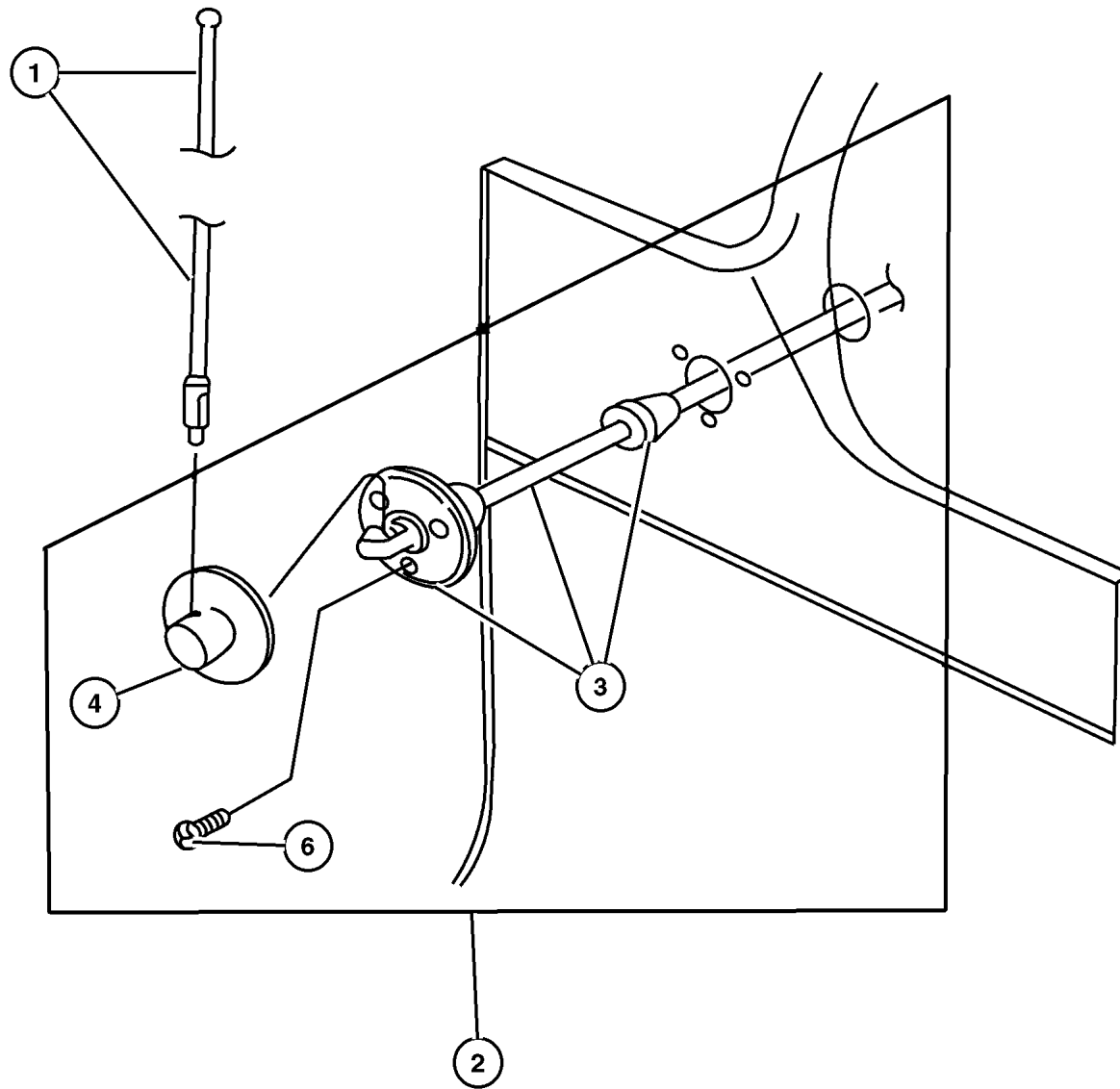
SERIES	LINE	BODY	ENGINE	TRANSMISSION
H=Sport	J = Wrangler 4WD	77=93.4 WB	EPE, EP0 = 2.5L Power Tech	DGG, DGD = 32RH 3 Spd. Auto.
L=SE	U = Wrangler 4WD (RHD)		ERH, ER0 = 4.0L Power Tech	DDQ = 5 Spd. Manual
P=Sahara				DDD = 5 Speed HD Manual
				DG0 = Auto Trans.
				DBB = Manual Trans.
				DDO = All 5 Speed Manual

AR = Use as required - = Non illustrated part # = New this model year

February 6, 2002

Antenna Kit Figure 001-150

ITEM	PART NUMBER	QTY	LINE	BODY	DESCRIPTION
1	5600 9081	1			MAST, Antenna
2	8220 2317	1	J	77	ANTENNA PACKAGE, Radio - Manual
3	5600 8788	1			ANTENNA, Base Cable And Bracket
4	5603 8504	1			COVER, Antenna Opening
-5	5600 8786	1			CABLE, Antenna, Extension with 90 Degree Male End.
6					SCREW, Oval Head, .164-18x.75, (NOT SERVICED)



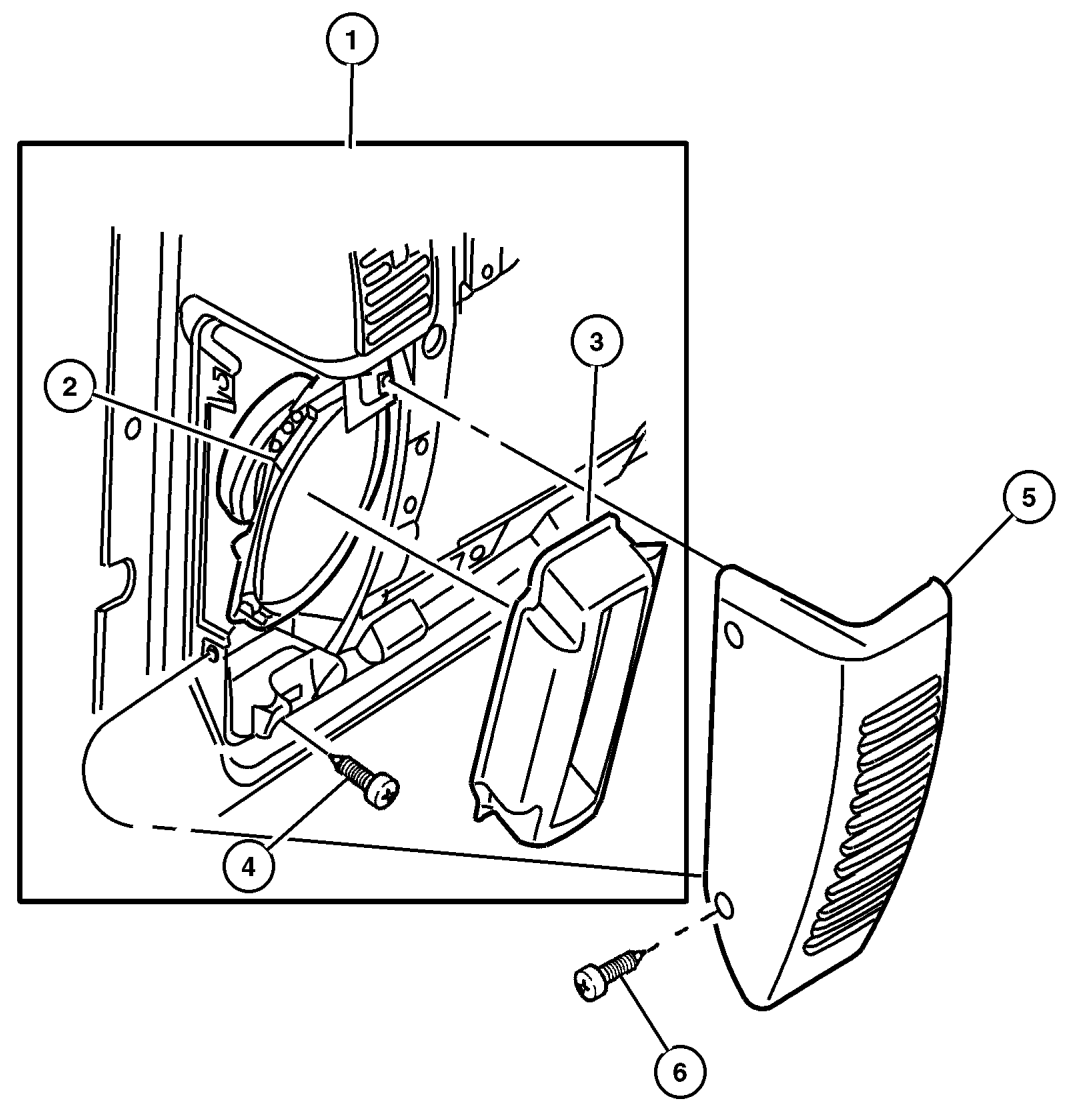
JEEP WRANGLER (TJ)				
SERIES	LINE	BODY	ENGINE	TRANSMISSION
H=Sport	J = Wrangler 4WD	77=93.4 WB	EPE, EP0 = 2.5L Power Tech	DGG, DGD = 32RH 3 Spd. Auto.
L=SE	U = Wrangler 4WD (RHD)		ERH, ER0 = 4.0L Power Tech	DDQ = 5 Spd. Manual
P=Sahara				DDD = 5 Speed HD Manual
				DG0 = Auto Trans.
				DBB = Manual Trans.
				DD0 = All 5 Speed Manual

AR = Use as required - = Non illustrated part # = New this model year

February 6, 2002

Speaker Kit - Radio Instrument Panel Figure 001-160

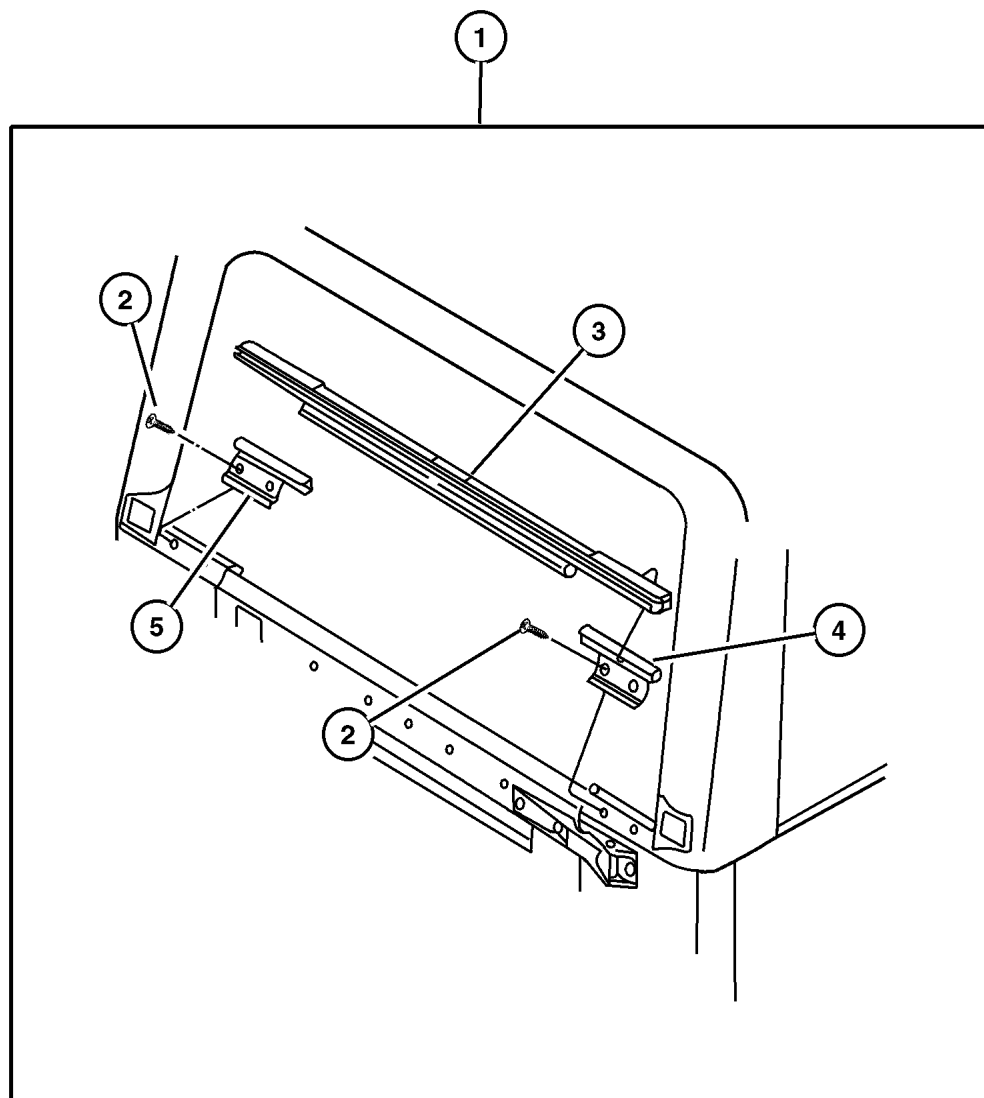
ITEM	PART NUMBER	QTY	LINE	BODY	DESCRIPTION
1	8220 2638	1			SPEAKER PACKAGE, Radio
2	56008 795AC	1			SPEAKER, Instrument Panel
3	5600 9426	1			BAFFLE, Speaker
4	6032 723	1			SCREW, Self Tapping, M4.2x1.69x19.05
5					BEZEL, Speaker, See Group 8A, (NOT SERVICED)
6					SCREW, Piercing, .164-15x1.25, See Group 8A, (NOT SERVICED)



JEEP WRANGLER (TJ)				
SERIES	LINE	BODY	ENGINE	TRANSMISSION
H=Sport	J = Wrangler 4WD	77=93.4 WB	EPE, EP0 = 2.5L Power Tech	DGG, DGD = 32RH 3 Spd. Auto.
L=SE	U = Wrangler 4WD (RHD)		ERH, ER0 = 4.0L Power Tech	DDQ = 5 Spd. Manual
P=Sahara				DDD = 5 Speed HD Manual
				DG0 = Auto Trans.
				DBB = Manual Trans.
				DDO = All 5 Speed Manual

Mounting Kit - Tonneau Figure 001-210

ITEM	PART NUMBER	QTY	LINE	BODY	DESCRIPTION
1	8220 3316	1	J	77	MOUNTING KIT, Tonneau
2	6035 026	1	J	77	SCREW AND WASHER, Tapping, .164-18x.375
3	5517 6232	1	J	77	RETAINER, Soft Top Rail
4	5517 6470	1	J	77	CLIP, Tailgate Opening, Right
5	5517 6471	1	J	77	CLIP, Tailgate Opening, Left

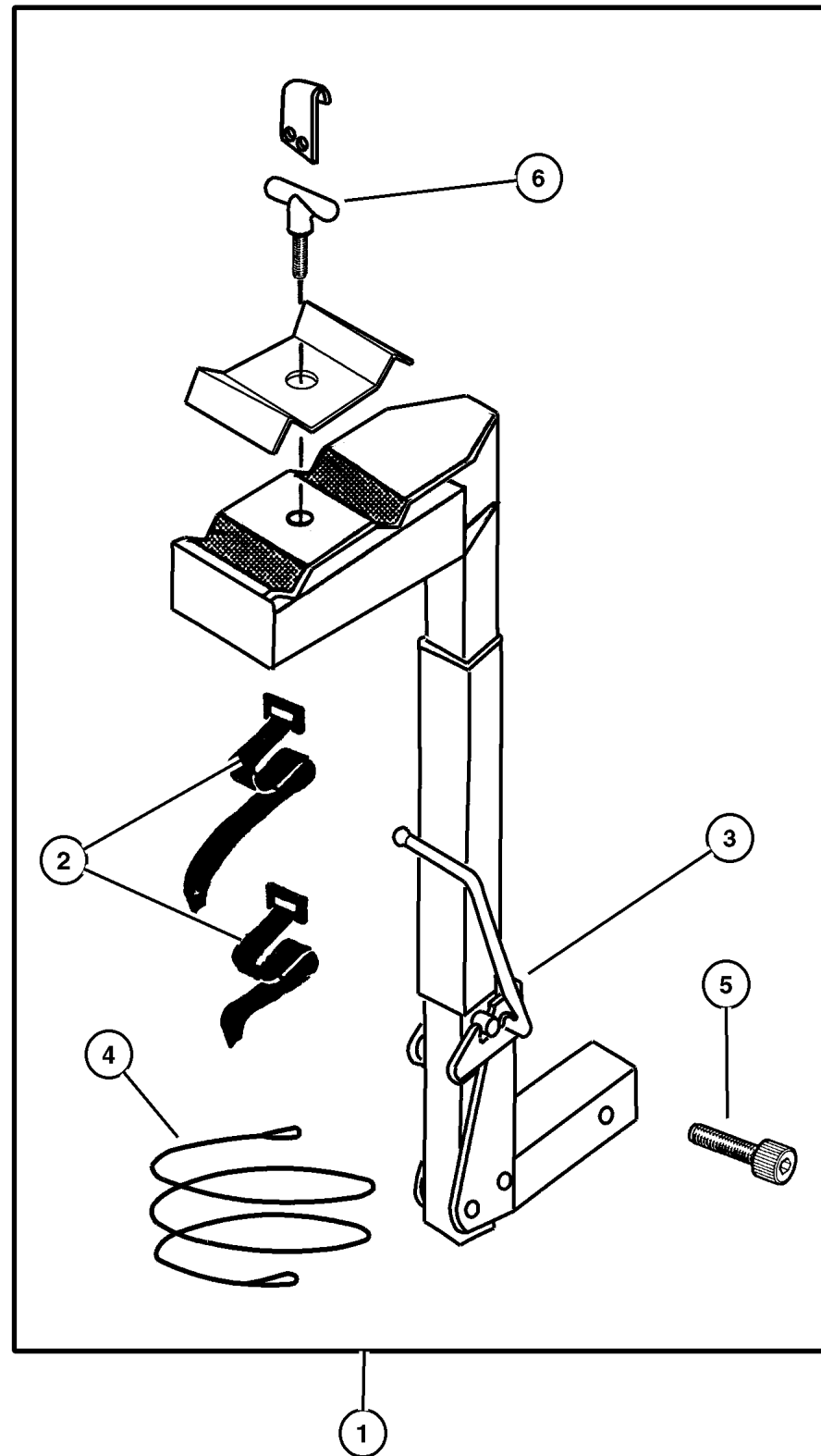


JEEP WRANGLER (TJ)				
SERIES	LINE	BODY	ENGINE	TRANSMISSION
H=Sport	J = Wrangler 4WD	77=93.4 WB	EPE, EP0 = 2.5L Power Tech	DGG, DGD = 32RH 3 Spd. Auto.
L=SE	U = Wrangler 4WD (RHD)		ERH, ER0 = 4.0L Power Tech	DDQ = 5 Spd. Manual
P=Sahara				DDD = 5 Speed HD Manual
				DG0 = Auto Trans.
				DBB = Manual Trans.
				DDO = All 5 Speed Manual

AR = Use as required - = Non illustrated part # = New this model year

February 6, 2002

**Bike Carrier - Hitch Mount
Figure 001-220**



ITEM	PART NUMBER	QTY	LINE	BODY	DESCRIPTION
------	-------------	-----	------	------	-------------

NOTE: Folds down for access to rear deck, has anti theft bolts. manual, 12 Disc Magazine.

1	8220 4452	1	J	77	CARRIER PACKAGE, Bike
2	4762 880	1	J	77	STRAP KIT, Velcro
3	4762 881	1	J	77	STRAP KIT, Bike Carrier Latch
4	4762 882	1	J	77	LOCK KIT, Bike Carrier Handle
5	5016 774AA	1	J	77	BOLT KIT, Security
6	5016 610AA	1	J	77	HARDWARE KIT, Accessory

JEEP WRANGLER (TJ)

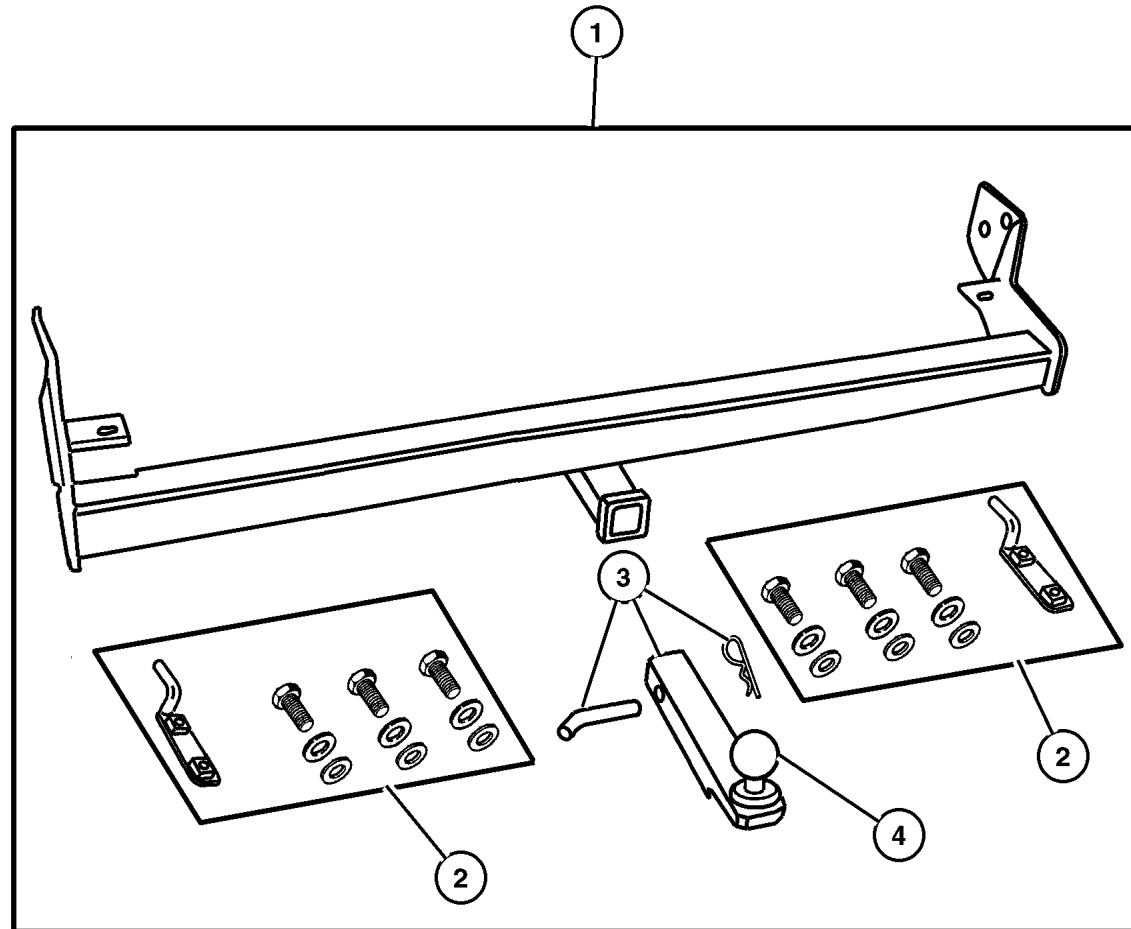
SERIES	LINE	BODY	ENGINE	TRANSMISSION
H=Sport	J = Wrangler 4WD	77=93.4 WB	EPE, EP0 = 2.5L Power Tech	DGG, DGD = 32RH 3 Spd. Auto.
L=SE	U = Wrangler 4WD (RHD)		ERH, ER0 = 4.0L Power Tech	DDQ = 5 Spd. Manual
P=Sahara				DDD = 5 Speed HD Manual
				DG0 = Auto Trans.
				DBB = Manual Trans.
				DD0 = All 5 Speed Manual

AR = Use as required - = Non illustrated part # = New this model year

February 6, 2002

Trailer Tow - Receiver Kit
Figure 001-250

ITEM	PART NUMBER	QTY	LINE	BODY	DESCRIPTION
1	8220 4119	1	J	77	RECEIVER KIT, Trailer Tow
2					HARDWARE KIT, Hitch, Serviced in Kit, (NOT SERVICED)
3	4549 284	1	J	77	DRAWBAR, Attachment, Includes Drawbar Pin and Clip
4	8240 1104	1	J	77	BALL KIT, Trailer Tow

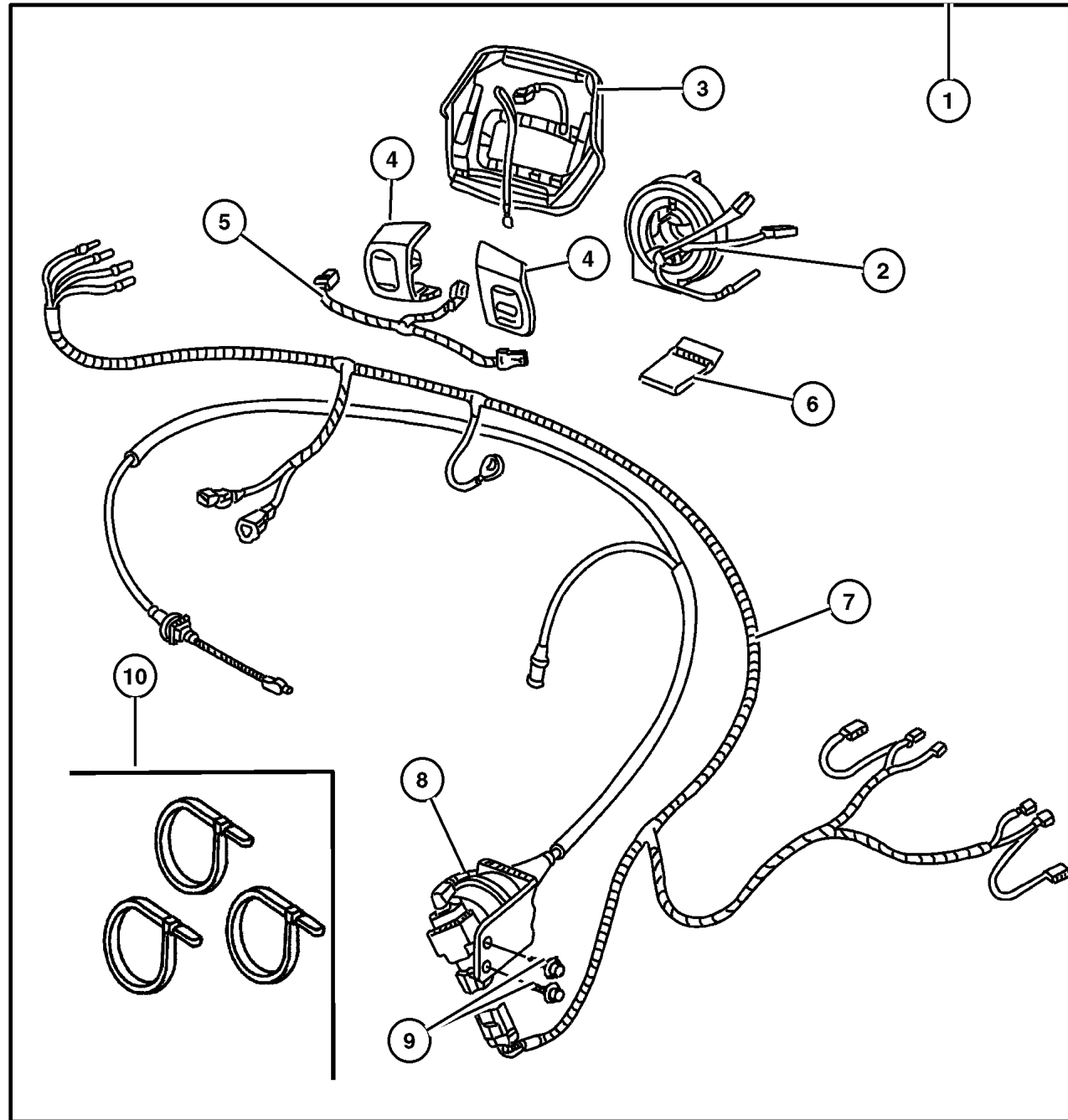


JEEP WRANGLER (TJ)				
SERIES	LINE	BODY	ENGINE	TRANSMISSION
H=Sport	J = Wrangler 4WD	77=93.4 WB	EPE, EP0 = 2.5L Power Tech	DGG, DGD = 32RH 3 Spd. Auto.
L=SE	U = Wrangler 4WD (RHD)		ERH, ER0 = 4.0L Power Tech	DDQ = 5 Spd. Manual
P=Sahara				DDD = 5 Speed HD Manual
				DG0 = Auto Trans.
				DBB = Manual Trans.
				DDO = All 5 Speed Manual

AR = Use as required - = Non illustrated part # = New this model year

February 6, 2002

**Speed Control Kit
Figure 001-310**



ITEM	PART NUMBER	QTY	LINE	BODY	DESCRIPTION
1	8220 4704	1	J	77	CONTROL PACKAGE, Speed Control
2	56047 105AA	1	J	77	CLOCKSPRING
3	4798 297	1			COVER, Air Bag Module
4					SWITCH, Speed Control
	56007 530AD	1	J	77	Right
	56007 531AD	1	J	77	Left
5	5600 9437	1	J	77	WIRING, Steering Wheel
6					FASTENER, Trim Cover, (NOT SERVICED)
7					WIRING, Speed Control, (NOT SERVICED)
8					SERVO, Speed Control, (NOT SERVICED)
9					SCREW, Hex Head, M6x1x20, (NOT SERVICED)
10	6015 756	1			STRAP, Tie

JEEP WRANGLER (TJ)

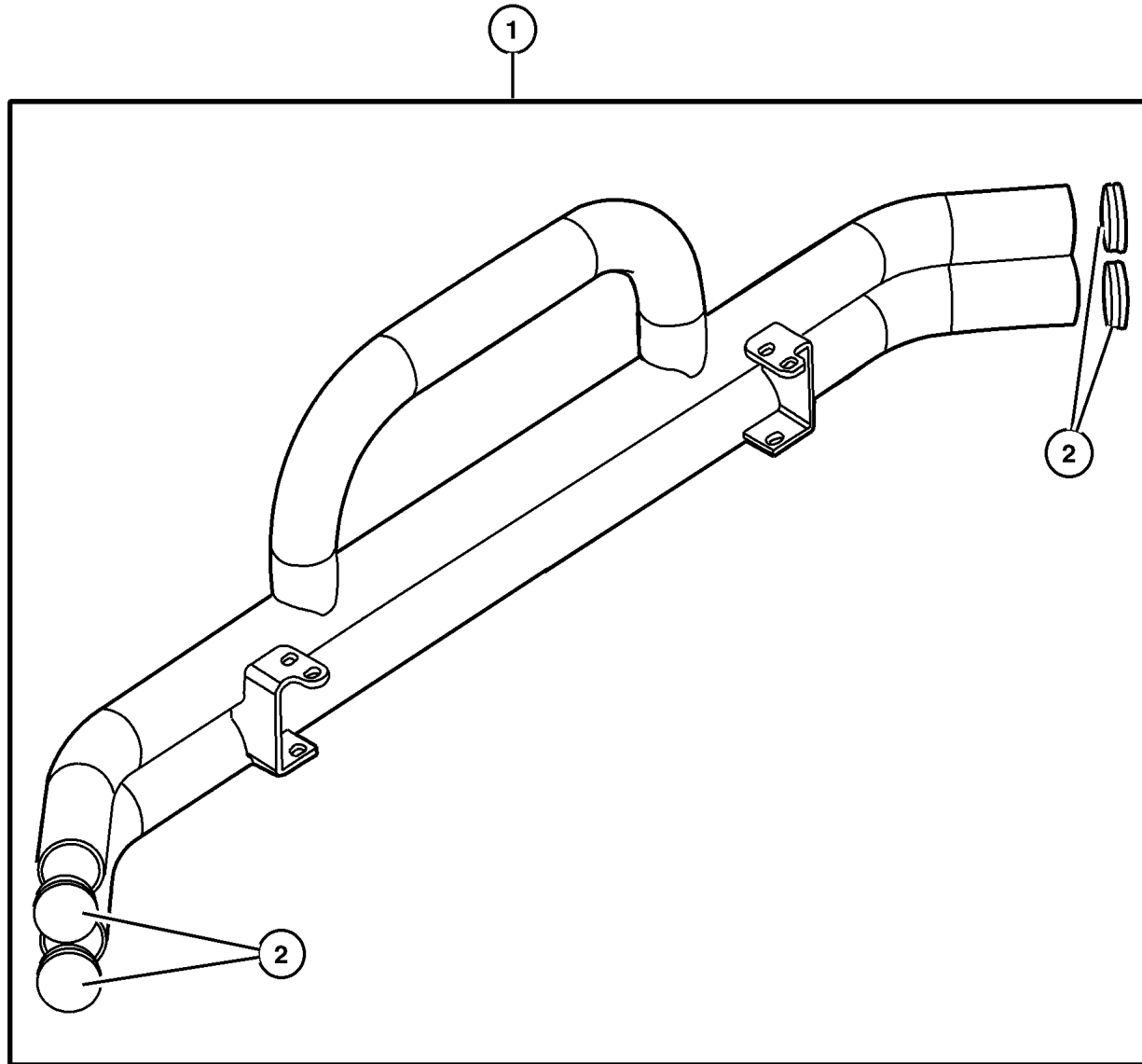
SERIES	LINE	BODY	ENGINE	TRANSMISSION
H=Sport	J = Wrangler 4WD	77=93.4 WB	EPE, EP0 = 2.5L Power Tech	DGG, DGD = 32RH 3 Spd. Auto.
L=SE	U = Wrangler 4WD (RHD)		ERH, ER0 = 4.0L Power Tech	DDQ = 5 Spd. Manual
P=Sahara				DDD = 5 Speed HD Manual
				DG0 = Auto Trans.
				DBB = Manual Trans.
				DD0 = All 5 Speed Manual

AR = Use as required - = Non illustrated part # = New this model year

February 6, 2002

Bumper Kit - Front Tubular
Figure 001-410

ITEM	PART NUMBER	QTY	LINE	BODY	DESCRIPTION
1					BUMPER KIT, Tubular
	8220 2173	1	J	77	Black painted Steel
	8220 4269	1	J	77	Chromed Steel
	8220 2174	1	J	77	Natural anodized Aluminum
	8220 2175	1	J	77	Black anodized Aluminum
2					END CAP, Bumper
	4897 576AA	1			Use for Kits 82202173 and 82204269
	4897 577AA	1			Use for Kits 82202174 and 82202175



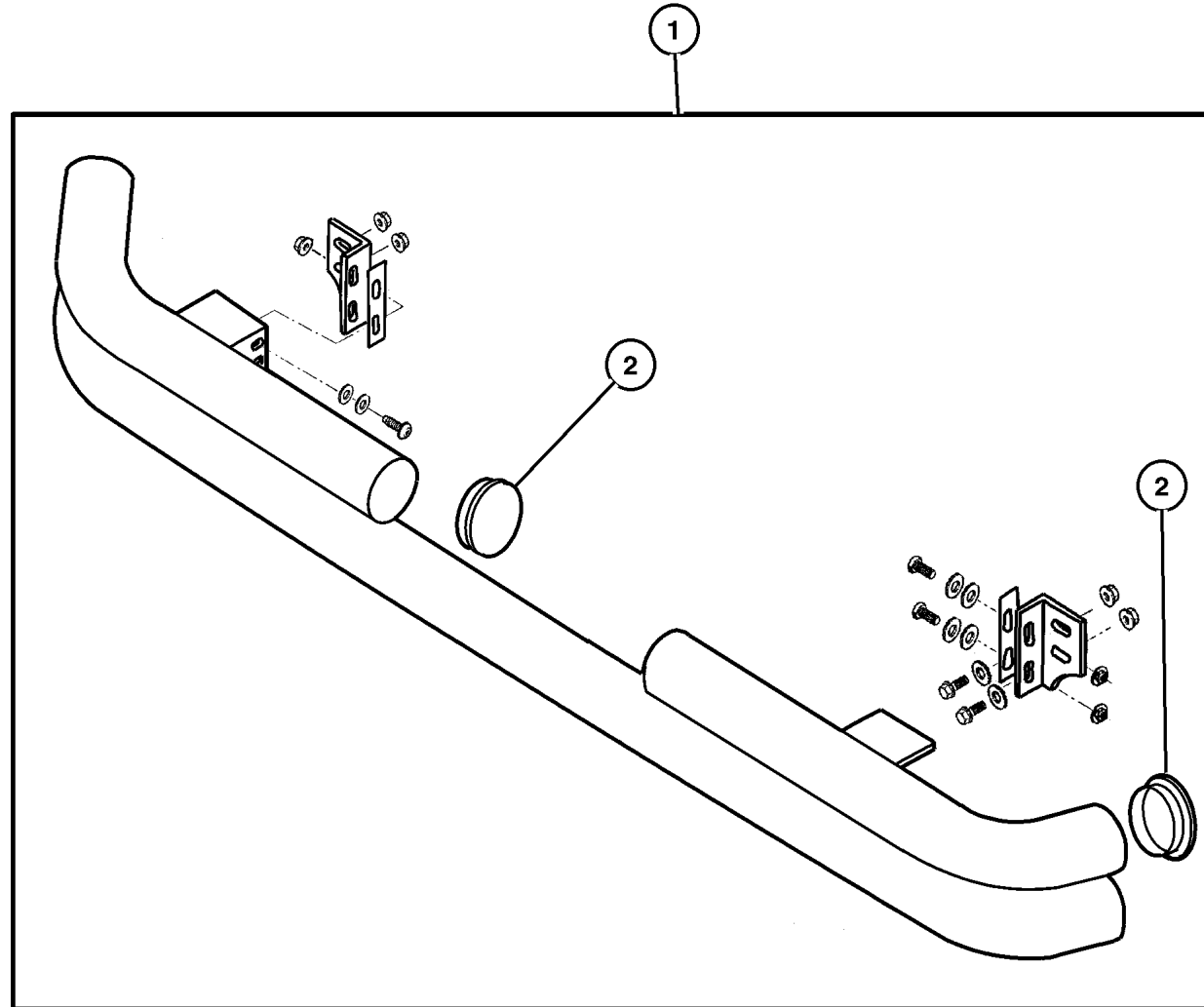
JEEP WRANGLER (TJ)				
SERIES	LINE	BODY	ENGINE	TRANSMISSION
H=Sport	J = Wrangler 4WD	77=93.4 WB	EPE, EP0 = 2.5L Power Tech	DGG, DGD = 32RH 3 Spd. Auto.
L=SE	U = Wrangler 4WD (RHD)		ERH, ER0 = 4.0L Power Tech	DDQ = 5 Spd. Manual
P=Sahara				DDD = 5 Speed HD Manual
				DG0 = Auto Trans.
				DBB = Manual Trans.
				DD0 = All 5 Speed Manual

AR = Use as required - = Non illustrated part # = New this model year

February 6, 2002

Bumper Kit - Rear Tubular
Figure 001-420

ITEM	PART NUMBER	QTY	LINE	BODY	DESCRIPTION
NOTE; Total of 6 End Caps are Required. manual, 12 Disc Magazine.					
1					BUMPER KIT, Tubular-Rear
	8220 3290	1	J	77	Black painted Steel
	8220 3293	1	J	77	Natural anodized Aluminum
	8220 3294	1	J	77	Black anodized Aluminum
	8220 3295	1	J	77	Chromed Steel
2					END CAP, Bumper
	4897 576AA	1			Used for Kits 82203290 and 82203295
	4897 577AA	1			Used for Kits 82203293 and 82203294



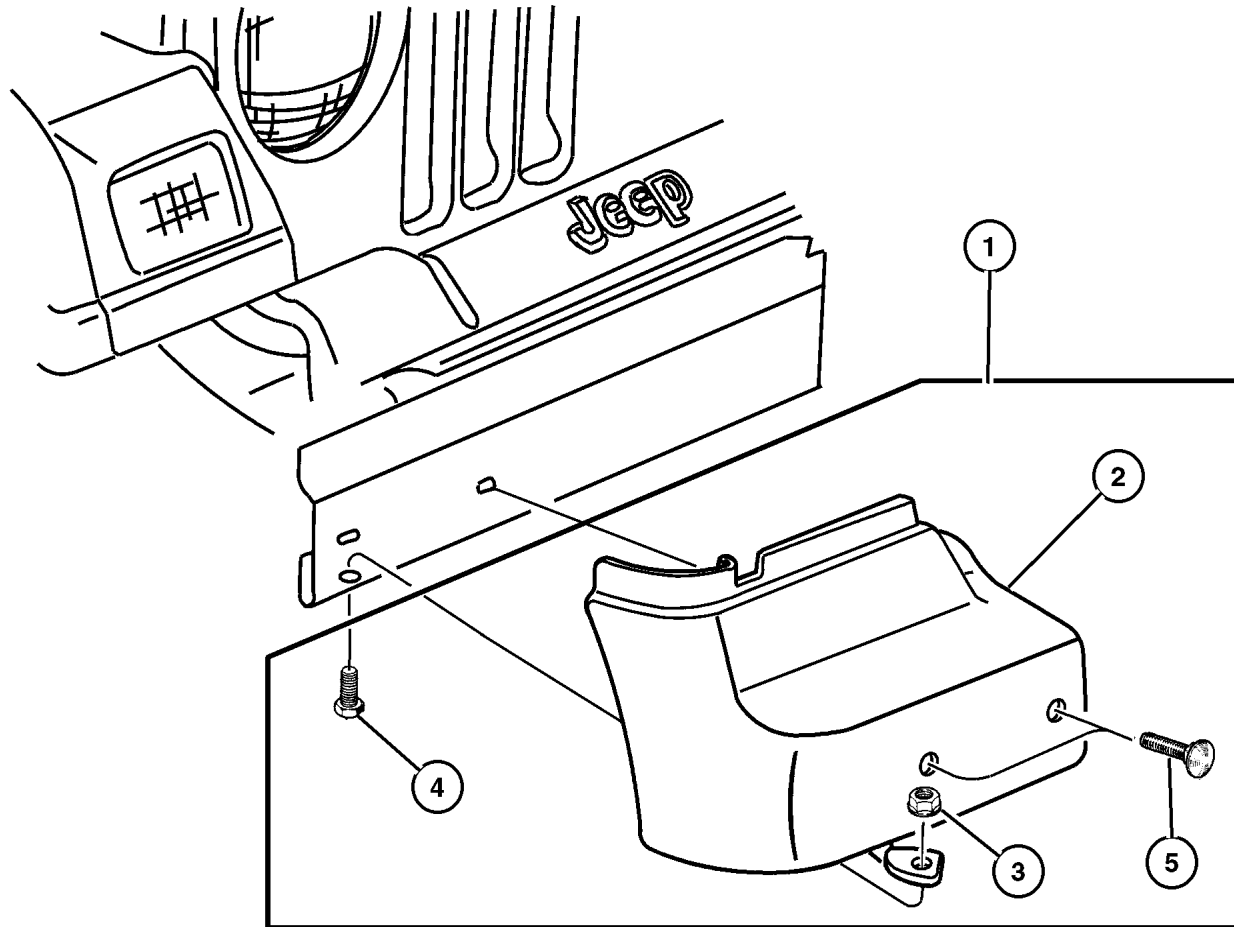
JEEP WRANGLER (TJ)		BODY	ENGINE	TRANSMISSION
SERIES	LINE	77=93.4 WB	EPE, EP0 = 2.5L Power Tech	DGG, DGD = 32RH 3 Spd. Auto.
H=Sport	J = Wrangler 4WD		ERH, ER0 = 4.0L Power Tech	DDQ = 5 Spd. Manual
L=SE	U = Wrangler 4WD (RHD)			DDD = 5 Speed HD Manual
P=Sahara				DG0 = Auto Trans.
				DBB = Manual Trans.
				DD0 = All 5 Speed Manual

AR = Use as required - = Non illustrated part # = New this model year

February 6, 2002

Extension Kit - Bumper Front
Figure 001-430

ITEM	PART NUMBER	QTY	LINE	BODY	DESCRIPTION
1	8220 2378	1	J	77	EXTENSION PACKAGE, Front Bumper
2					COVER, Bumper
	55155 668AB	1	J	77	Right
	55155 669AB	1	J	77	Left
3	6035 739	6	J		NUT
4	6504 212	4			SCREW, Large Round Washer Head Lock, M6x1.00x20.00
5	6504 723	4			BOLT



JEEP WRANGLER (TJ)

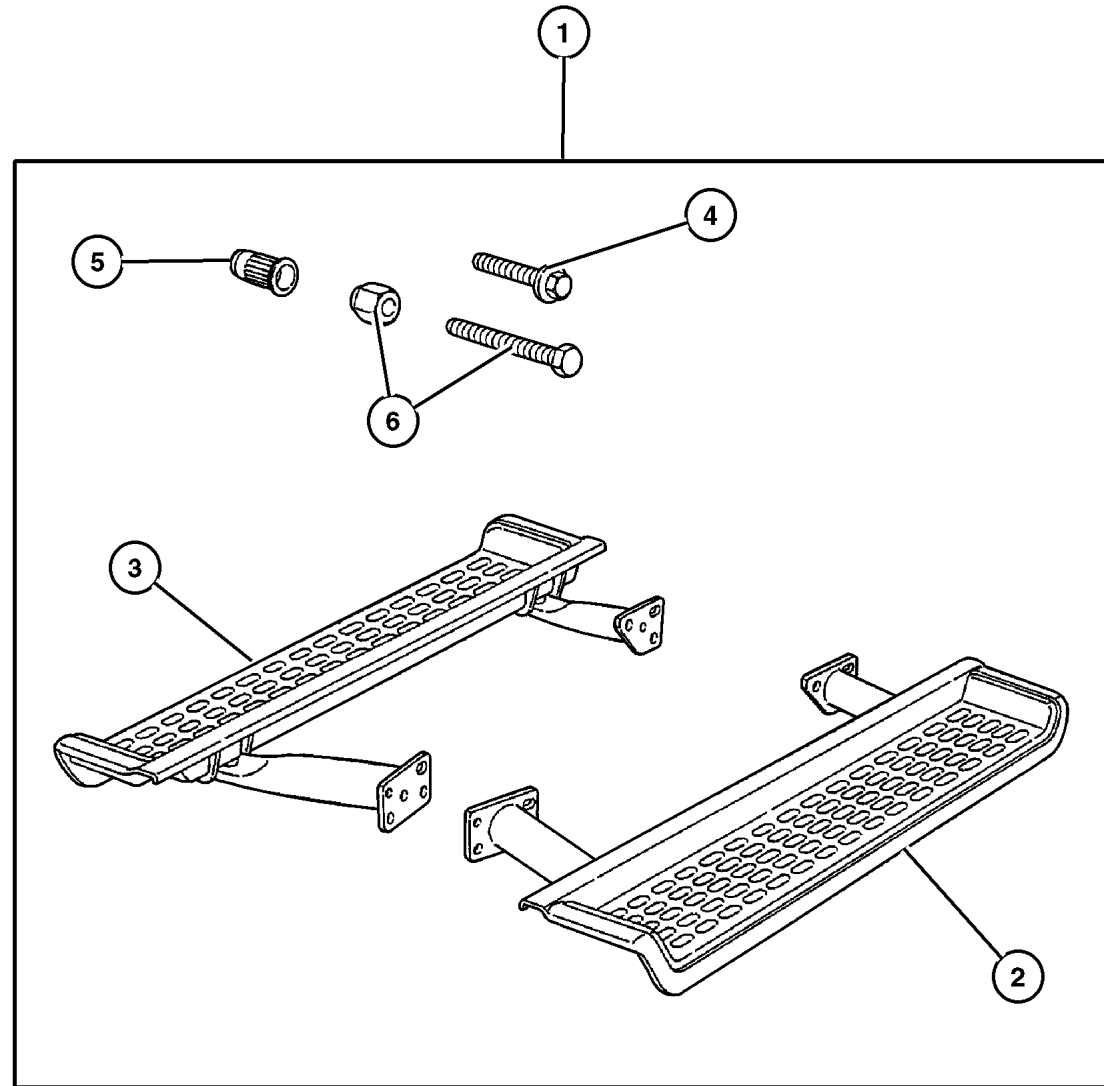
SERIES	LINE	BODY	ENGINE	TRANSMISSION
H=Sport	J = Wrangler 4WD	77=93.4 WB	EPE, EP0 = 2.5L Power Tech	DGG, DGD = 32RH 3 Spd. Auto.
L=SE	U = Wrangler 4WD (RHD)		ERH, ER0 = 4.0L Power Tech	DDQ = 5 Spd. Manual
P=Sahara				DDD = 5 Speed HD Manual
				DG0 = Auto Trans.
				DBB = Manual Trans.
				DDO = All 5 Speed Manual

AR = Use as required - = Non illustrated part # = New this model year

February 6, 2002

Side Step Kit Figure 001-440

ITEM	PART NUMBER	QTY	LINE	BODY	DESCRIPTION
1	8220 4304	1	J	77	STEP PACKAGE, Side
2	5517 5158	1	J	77	STEP PAD, Side Step, Right
3	5517 5159	1	J	77	STEP PAD, Side Step, Left
4	6501 648	14			SCREW, Hex Flange Head, M8x1.25x25.00
5	6504 397	14			NUT, M8-1.25
6	5011 659AA	1	J	77	RIVNUT, Installation, Tool



JEEP WRANGLER (TJ)

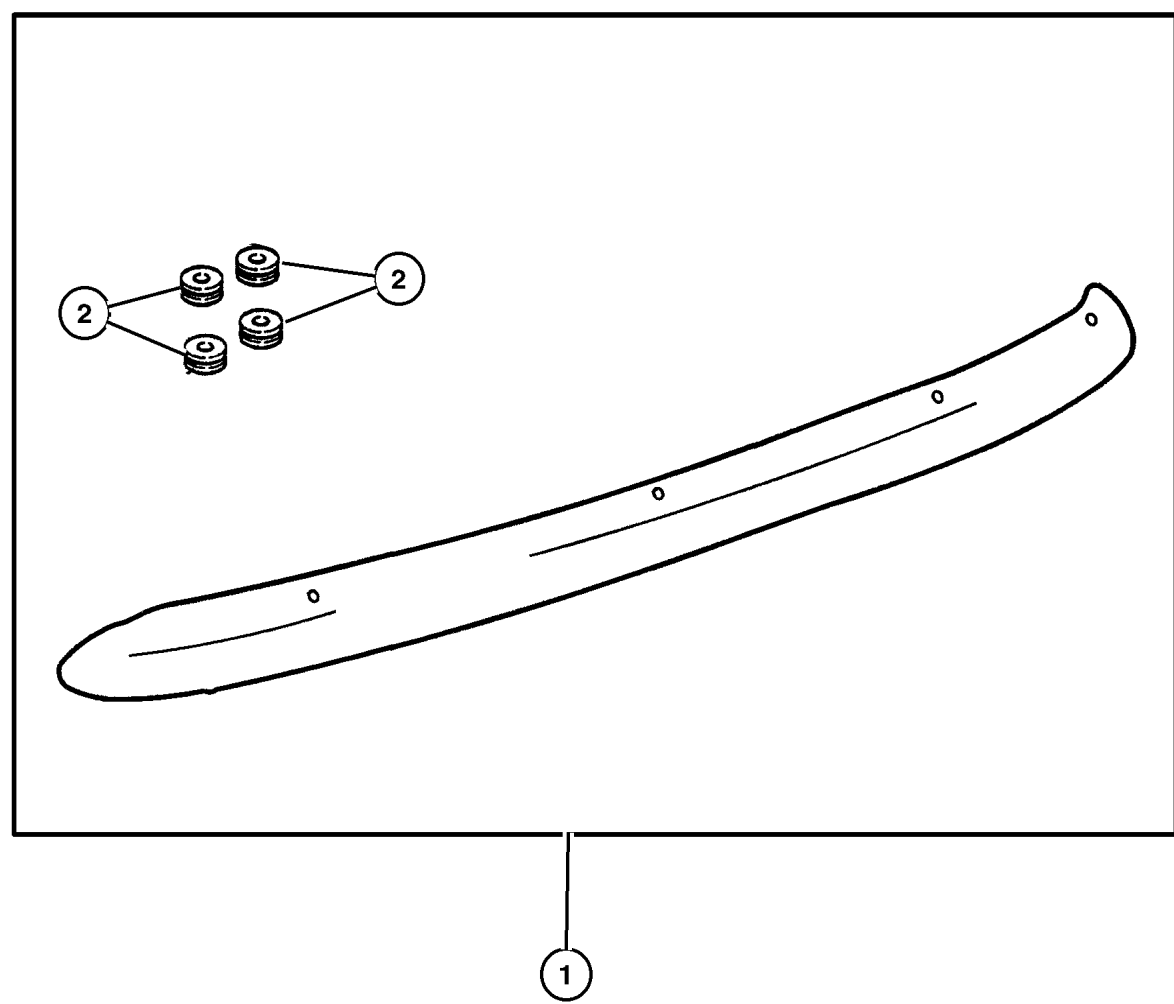
SERIES	LINE	BODY	ENGINE	TRANSMISSION
H=Sport	J = Wrangler 4WD	77=93.4 WB	EPE, EP0 = 2.5L Power Tech	DGG, DGD = 32RH 3 Spd. Auto.
L=SE	U = Wrangler 4WD (RHD)		ERH, ER0 = 4.0L Power Tech	DDQ = 5 Spd. Manual
P=Sahara				DDD = 5 Speed HD Manual
				DG0 = Auto Trans.
				DBB = Manual Trans.
				DD0 = All 5 Speed Manual

AR = Use as required - = Non illustrated part # = New this model year

February 6, 2002

Shield Kit - Air Front
Figure 001-510

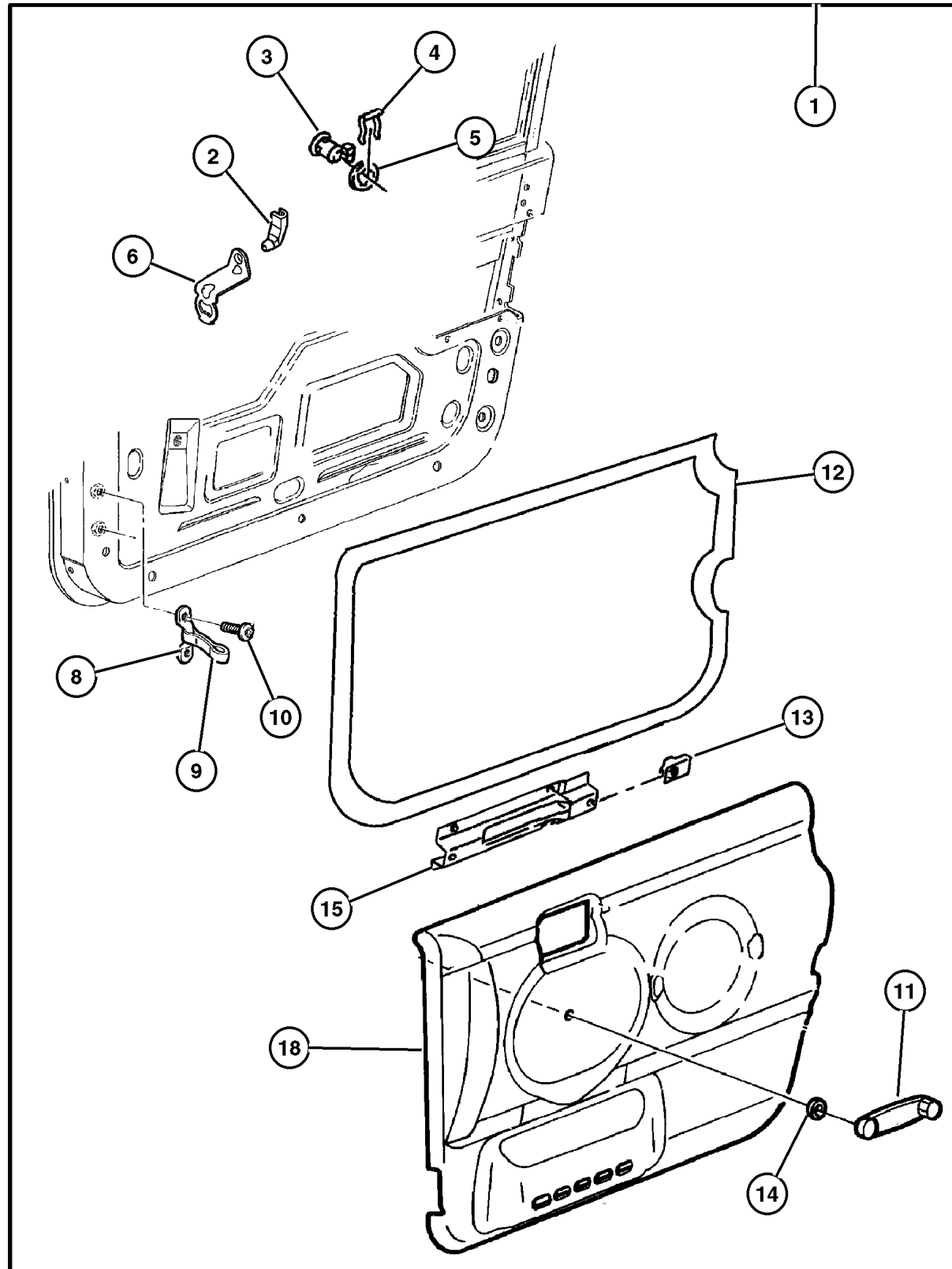
ITEM	PART NUMBER	QTY	LINE	BODY	DESCRIPTION
1	8220 2160	1	J	77	SHIELD KIT, Air - Front
2	5014 754AA	1	J	77	SPACER, Air Deflector



JEEP WRANGLER (TJ)				
SERIES	LINE	BODY	ENGINE	TRANSMISSION
H=Sport	J = Wrangler 4WD	77=93.4 WB	EPE, EP0 = 2.5L Power Tech	DGG, DGD = 32RH 3 Spd. Auto.
L=SE	U = Wrangler 4WD (RHD)		ERH, ER0 = 4.0L Power Tech	DDQ = 5 Spd. Manual
P=Sahara				DDD = 5 Speed HD Manual
				DG0 = Auto Trans.
				DBB = Manual Trans.
				DD0 = All 5 Speed Manual

AR = Use as required - = Non illustrated part # = New this model year

Trim Kit - Door
Figure 001-520



ITEM	PART NUMBER	QTY	LINE	BODY	DESCRIPTION
1					TRIM PACKAGE, Front Door
	8220 5113	1	J	77	Agate
	8220 5114	1	J	77	Camel
2					CLIP, Latch
	4658 444	1	J	77	Purple, Right
	4658 445	1	J	77	Orange, Left
3	4778 123	1	J	77	CYLINDER, Door Lock
4	55176 401AB	2			RETAINER, Door Lock Cylinder
5	5507 4799	2			GASKET, Door Lock Cylinder, Black
6	5507 6307	1	J	77	LEVER, Door Lock
-7	6504 417	4			NUT, Hex, M8x1.25, Hinge Pin
8	5501 3666	2			FOOTMAN LOOP, Hold Down
9	5517 6339	2			CHECK, Front Door
10	6036 102AA	4			SCREW, .19-24.50
11	FW80 PX9	2			HANDLE, Window Regulator
12					WATERSHIELD, Front Door
	#55175 786AE	1			Right
	#55175 787AE	1			Left
13	6504 993AA	4			NUT
14	5507 6218	2			SPACER, Door Handle
15	55175 848AC	2			BRACKET, Grab Handle
-16	6504 617	6			SCREW, M4.2-1.41x13
-17	3420 1872	4			NUT, Snap In, M4.2 x 1.41
18					PANEL, Door Trim
	5DY66 1K5AB	1			Camel, Right
	5DY66 LAZAB	1			Agate, Right
	5DY67 1K5AB	1			Camel, Left
	5DY67 LAZAB	1			Agate, Left

JEEP WRANGLER (TJ)

SERIES
H=Sport
L=SE
P=Sahara

LINE
J = Wrangler 4WD
U = Wrangler 4WD (RHD)

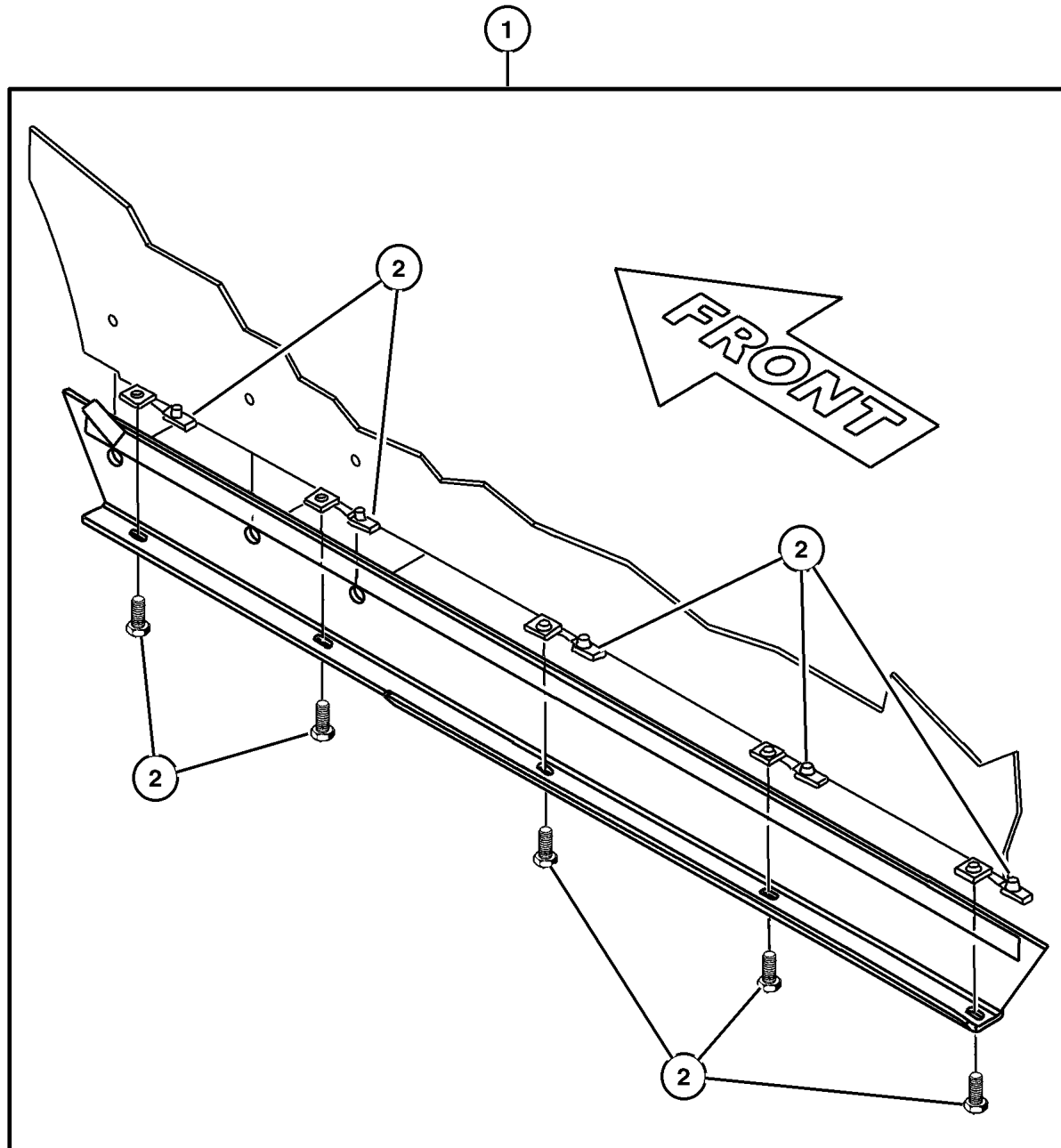
BODY
77=93.4 WB

ENGINE
EPE, EP0 = 2.5L Power Tech
ERH, ER0 = 4.0L Power Tech

TRANSMISSION
DGG, DGD = 32RH 3 Spd. Auto.
DDQ = 5 Spd. Manual
DDD = 5 Speed HD Manual
DGO = Auto Trans.
DDB = Manual Trans.
DDO = All 5 Speed Manual

Molding Kit - Rocker Guard
Figure 001-530

ITEM	PART NUMBER	QTY	LINE	BODY	DESCRIPTION
1	8220 4733	1	J	77	MOLDING KIT, Lowerside, Includes two rocker guards and complete hardware kit
2	5019 779AA	1	J	77	HARDWARE KIT, Bodyside Guard, Contains hardware for installation of one rocker guard



JEEP WRANGLER (TJ)

SERIES
H=Sport
L=SE
P=Sahara

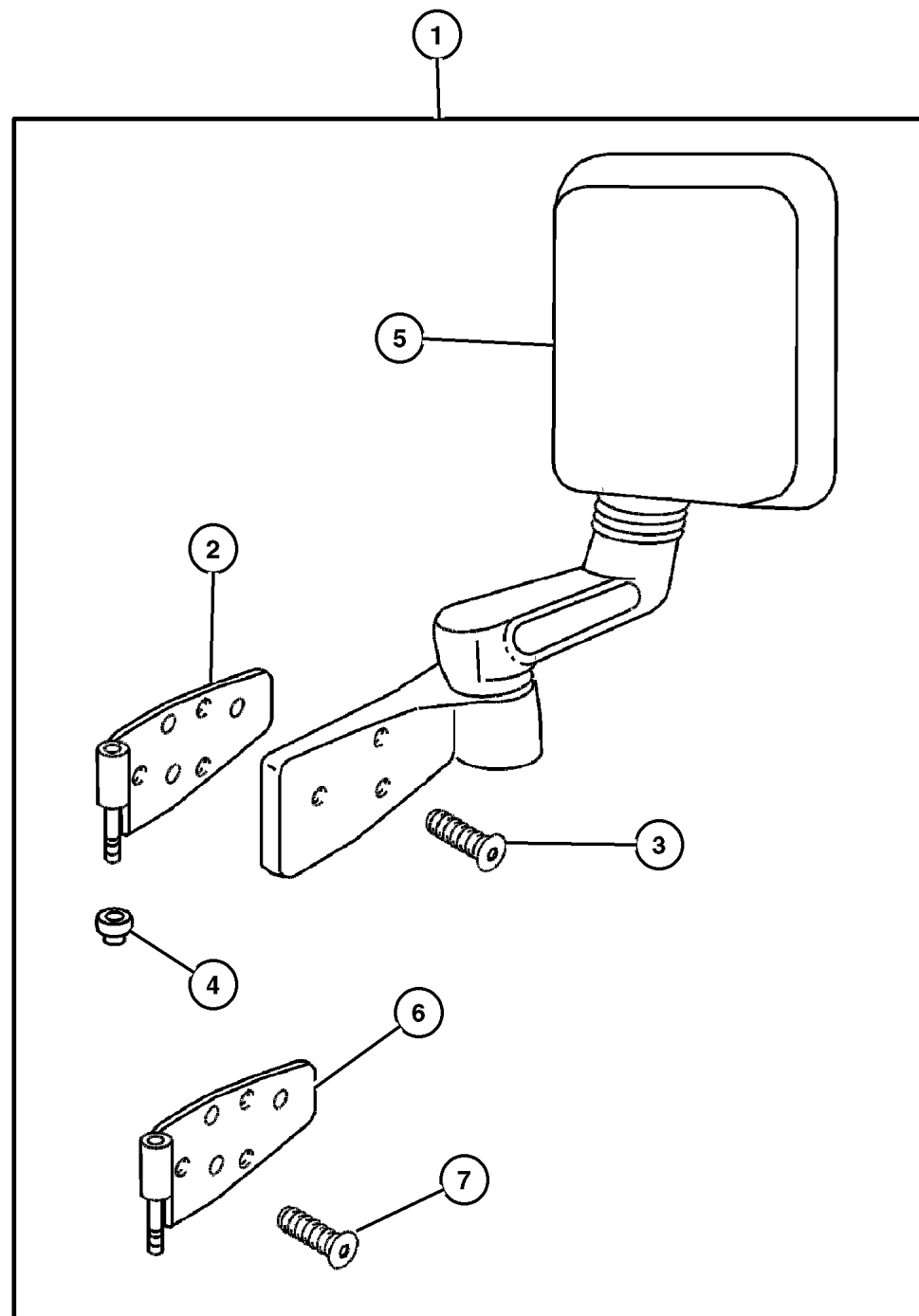
LINE
J = Wrangler 4WD
U = Wrangler 4WD (RHD)

BODY
77=93.4 WB

ENGINE
EPE, EP0 = 2.5L Power Tech
ERH, ER0 = 4.0L Power Tech

TRANSMISSION
DGG, DGD = 32RH 3 Spd. Auto.
DDQ = 5 Spd. Manual
DDD = 5 Speed HD Manual
DG0 = Auto Trans.
DBB = Manual Trans.
DD0 = All 5 Speed Manual

Hardware Package - Door
Figure 001-540



ITEM	PART NUMBER	QTY	LINE	BODY	DESCRIPTION
1	8220 3488	1	J	77	HARDWARE PACKAGE, Door, Hinge And Mirror
2					HINGE, Door Half
	5517 6368	1			Upper Right
	5517 6369	1			Upper Left
3	6034 566	6			SCREW, Tapping Flange Head, .25-20x.875
4	6504 417	4			NUT, Hex, M8x1.25
5					MIRROR, Outside Rearview
	5515 4882	1	J		Right
	5515 4883	1	J		Left
6					HINGE, Door Half
	5517 6366	1			Lower Right
	5517 6367	1			Lower Left
7	6035 757	4			SCREW

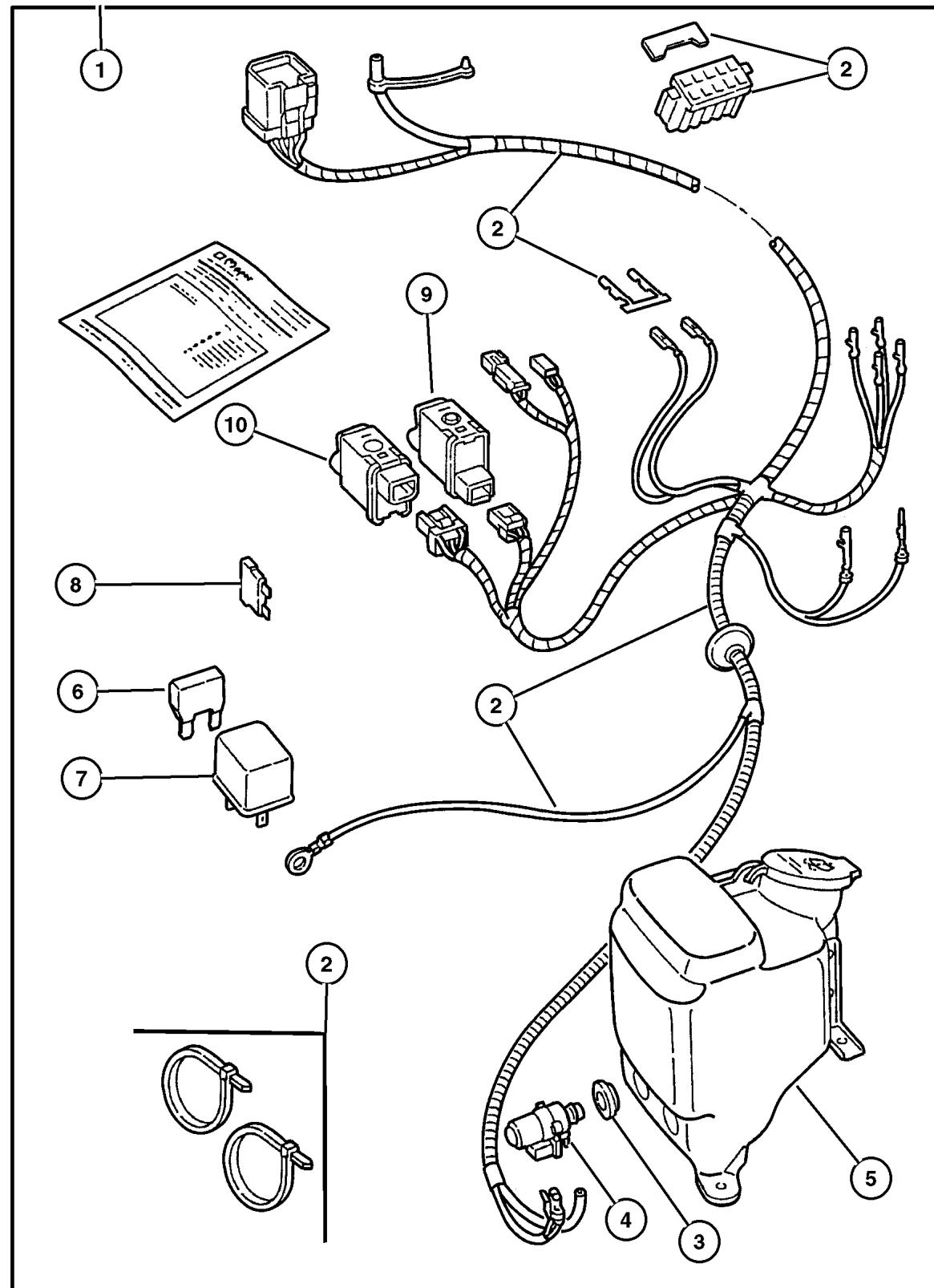
JEEP WRANGLER (TJ)

SERIES	LINE	BODY	ENGINE	TRANSMISSION
H=Sport	J = Wrangler 4WD	77=93.4 WB	EPE, EP0 = 2.5L Power Tech	DGG, DGD = 32RH 3 Spd. Auto.
L=SE	U = Wrangler 4WD (RHD)		ERH, ER0 = 4.0L Power Tech	DDQ = 5 Spd. Manual
P=Sahara				DDD = 5 Speed HD Manual
				DG0 = Auto Trans.
				DBB = Manual Trans.
				DDO = All 5 Speed Manual

AR = Use as required - = Non illustrated part # = New this model year

February 6, 2002

Hardtop Wiring Kit Figure 001-550



ITEM	PART NUMBER	QTY	LINE	BODY	DESCRIPTION
1	8220 5621	1	J	77	WIRING PACKAGE, Enclosure
2					WIRING KIT, Enclosure, Serviced in package, (NOT SERVICED)
3	5013 755AA	1	J	77	GROMMET, Washer Reservoir
4	4797 695	1	J	77	PUMP, Washer, Windshield
5	4874 393	1	J	77	RESERVOIR, Washer
6	6101 641	1	J	77	FUSE, Maxi, 40 AMP, Amber
7	4638 094	1	J	77	RELAY PACKAGE, Electrical
8	6101 486	1	J	77	FUSE, Mini, 10 AMP, Red
9	5600 7250	1	J	77	SWITCH, Electric Back Light
10	5600 7249	1	J	77	SWITCH, Wiper and Washer
-11	6102 077AA	1	J	77	FUSE CARTRIDGE, 40 Amp

JEEP WRANGLER (TJ)

SERIES	LINE	BODY	ENGINE	TRANSMISSION
H=Sport	J = Wrangler 4WD	77=93.4 WB	EPE, EP0 = 2.5L Power Tech	DGG, DGD = 32RH 3 Spd. Auto.
L=SE	U = Wrangler 4WD (RHD)		ERH, ER0 = 4.0L Power Tech	DDQ = 5 Spd. Manual
P=Sahara				DDD = 5 Speed HD Manual
				DG0 = Auto Trans.
				DBB = Manual Trans.
				DD0 = All 5 Speed Manual

AR = Use as required - = Non illustrated part # = New this model year


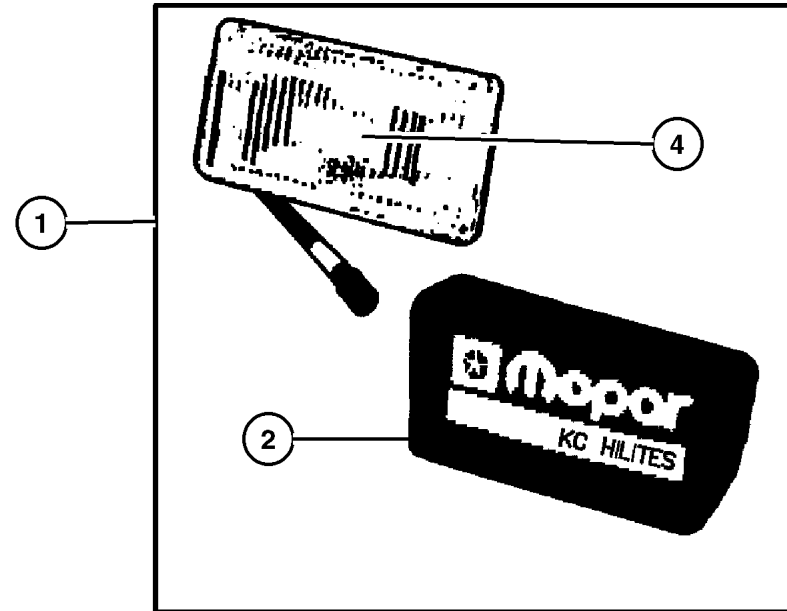
February 6, 2002

**Light Kit - Fog
Figure 001-610**

ITEM	PART NUMBER	QTY	LINE	BODY	DESCRIPTION
------	-------------	-----	------	------	-------------

NOTE: Light Packages - use 55 watt Bulb only. Complete kit including lights for mounting on a Brush Guard. manual, 12 Disc Magazine.

1					LIGHT KIT, Fog, 5 x 7'
	8220 1228	1	J	77	Black Plastic
	8220 1229	1	J	77	Black Chrome
	8220 1230	1	J	77	Bright Chrome
2	4720 332	1			COVER, Fog Lamp
-3	4728 646	1			BULB PACKAGE, 55 Watt
4	4720 329	1			LENS, Fog Lamp
5	8220 4418	1	J	77	LIGHT PACKAGE, Fog, Round, OEM Type
-6	4864 773	1	J	77	RETAINER, Fog Lamp Bulb
-7	L00H 355W	1	J	77	BULB, Fog Lamp, H-3 55 WATT



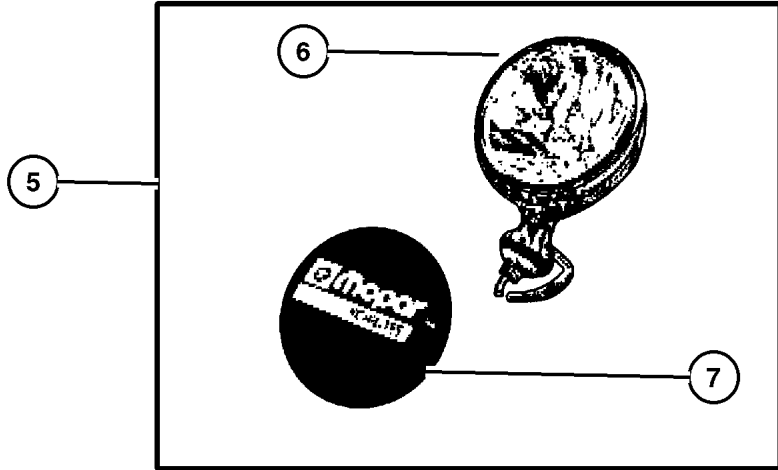

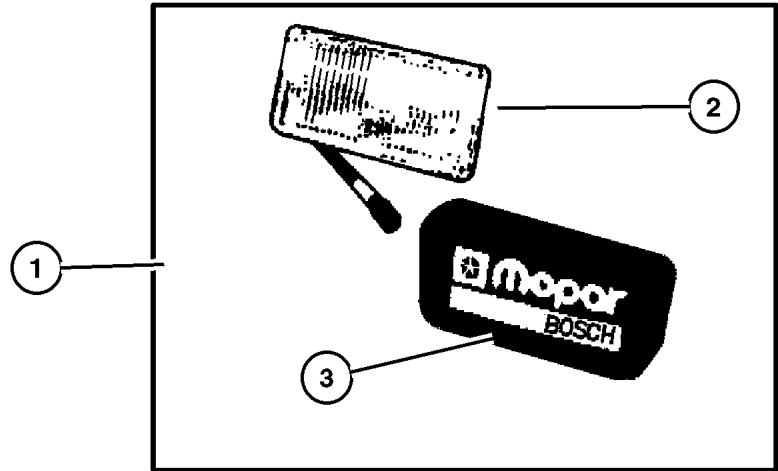
JEEP WRANGLER (TJ)

SERIES	LINE	BODY	ENGINE	TRANSMISSION
H=Sport	J = Wrangler 4WD	77=93.4 WB	EPE, EP0 = 2.5L Power Tech	DGG, DGD = 32RH 3 Spd. Auto.
L=SE	U = Wrangler 4WD (RHD)		ERH, ER0 = 4.0L Power Tech	DDQ = 5 Spd. Manual
P=Sahara				DDD = 5 Speed HD Manual
				DG0 = Auto Trans.
				DBB = Manual Trans.
				DD0 = All 5 Speed Manual

AR = Use as required - = Non illustrated part # = New this model year

February 6, 2002

Light Kit - Off Road
Figure 001-620



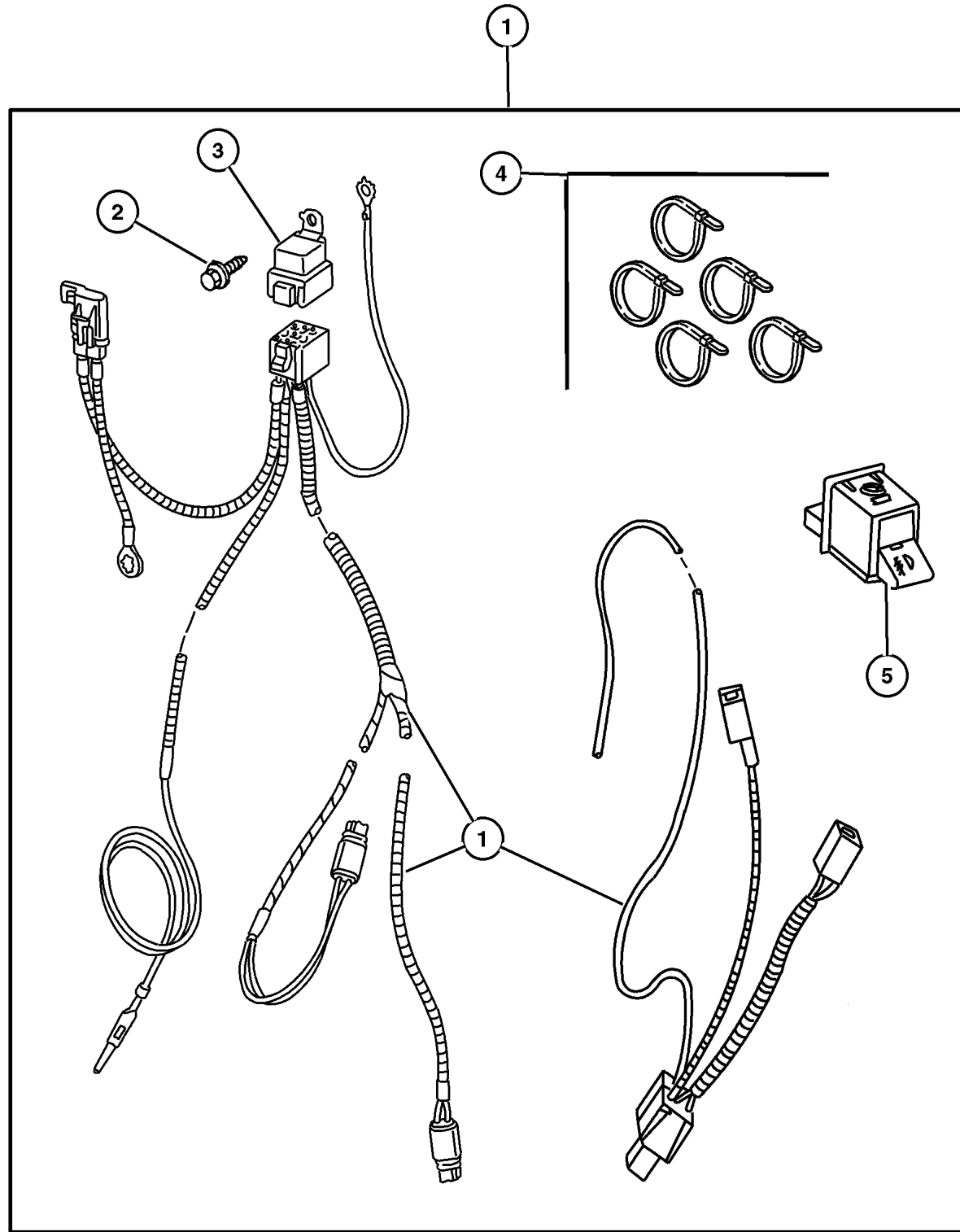
ITEM	PART NUMBER	QTY	LINE	BODY	DESCRIPTION
1					LIGHT KIT, Off Road, 5 x 7'
	8220 1775	1	J	77	Black Chrome
	8220 1776	1	J	77	Chrome
	8220 1252	1	J	77	Black Plastic
2	4720 330	1			LENS, Fog Lamp
3	4720 332	1			COVER, Fog Lamp
4					LIGHT KIT, Off Road, 6 x 9'
	8220 3691	1	J	77	Black Powder Coat
	8220 3692	1	J	77	Chrome
5					LIGHT KIT, Off Road, 6' Round
	8220 1777	1	J	77	Black Chrome
	8220 1778	1	J	77	Chrome
6	4720 333	1			LENS, Fog Lamp
7	4720 327	1			COVER, Off Road Lamp
-8	4419 298	1			BULB, 100 Watt
-9	L00H 355W	1			BULB, Fog Lamp, H-3 55 WATT

JEEP WRANGLER (TJ)
 SERIES LINE BODY ENGINE TRANSMISSION
 H=Sport J = Wrangler 4WD 77=93.4 WB EPE, EP0 = 2.5L Power Tech DGG, DGD = 32RH 3 Spd. Auto.
 L=SE U = Wrangler 4WD (RHD) ERH, ER0 = 4.0L Power Tech DDQ = 5 Spd. Manual
 P=Sahara DDD = 5 Speed HD Manual
 DG0 = Auto Trans.
 DBB = Manual Trans.
 DDO = All 5 Speed Manual

AR = Use as required - = Non illustrated part # = New this model year

February 6, 2002

Wiring Kit - Auxiliary Lights Fog
Figure 001-630



ITEM	PART NUMBER	QTY	LINE	BODY	DESCRIPTION
1	8220 2394	1	J	77	INSTALL PACKAGE, Fog Light
2	0154 552	1	J	77	SCREW, Hex Head, .190-16x.625
3	4638 271	1	J	77	RELAY PACKAGE, Electrical
4	6015 756	1	J	77	STRAP, Tie
5	5600 7247	1	J	77	SWITCH, Fog Lamp

JEEP WRANGLER (TJ)

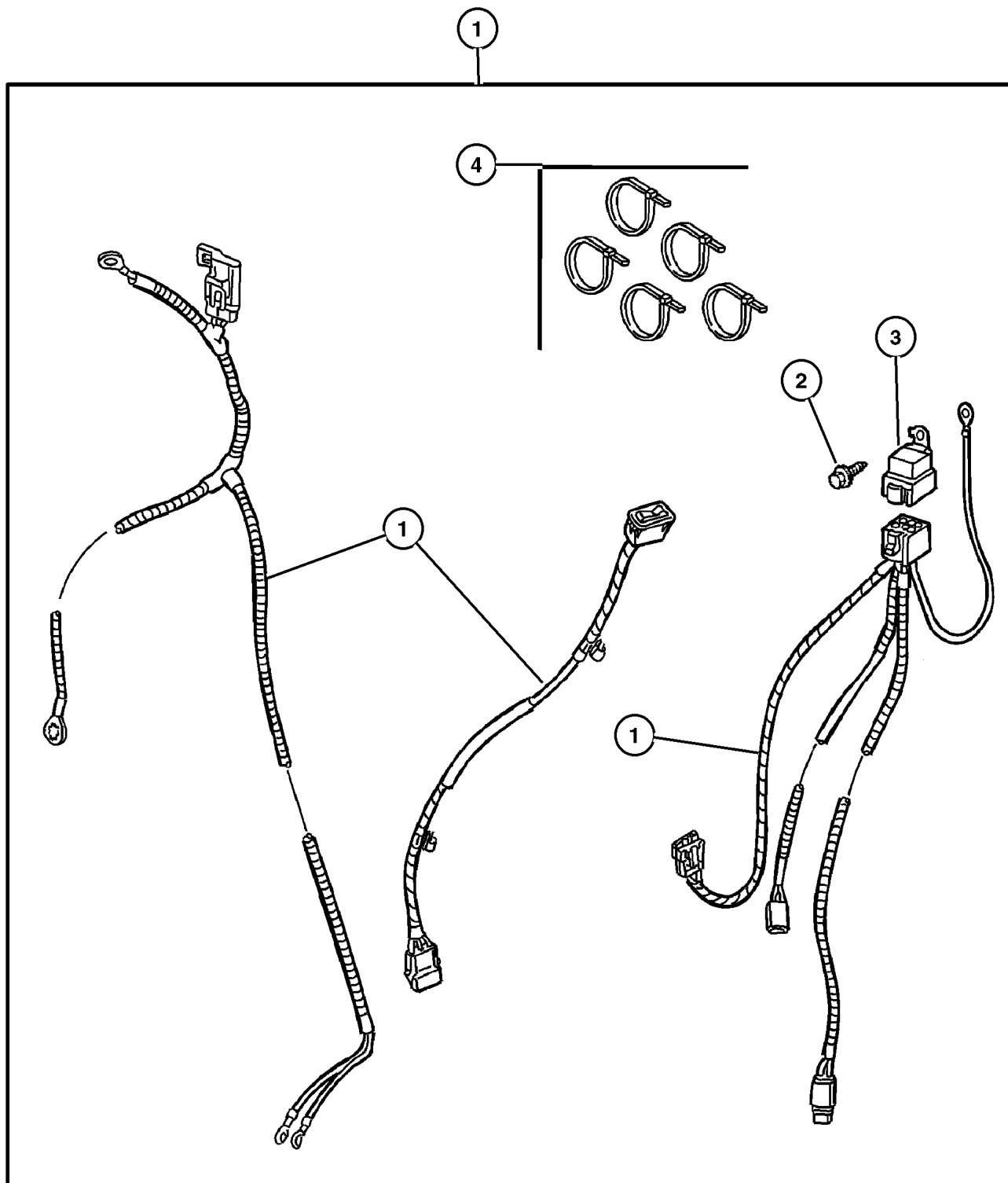
SERIES	LINE	BODY	ENGINE	TRANSMISSION
H=Sport	J = Wrangler 4WD	77=93.4 WB	EPE, EP0 = 2.5L Power Tech	DGG, DGD = 32RH 3 Spd. Auto.
L=SE	U = Wrangler 4WD (RHD)		ERH, ER0 = 4.0L Power Tech	DDQ = 5 Spd. Manual
P=Sahara				DDD = 5 Speed HD Manual
				DG0 = Auto Trans.
				DBB = Manual Trans.
				DD0 = All 5 Speed Manual

AR = Use as required - = Non illustrated part # = New this model year

February 6, 2002

**Installation Package - Off Road Off Road
Figure 001-640**

ITEM	PART NUMBER	QTY	LINE	BODY	DESCRIPTION
1	8220 2526	1	J	77	INSTALLATION PACKAGE, Off Road Light, Includes: Light Switch 5269430
2	0154 552	1	J	77	SCREW, Hex Head, .190-16x.625
3	4638 271	1	J	77	RELAY PACKAGE, Electrical
4	6015 756	1	J	77	STRAP, Tie



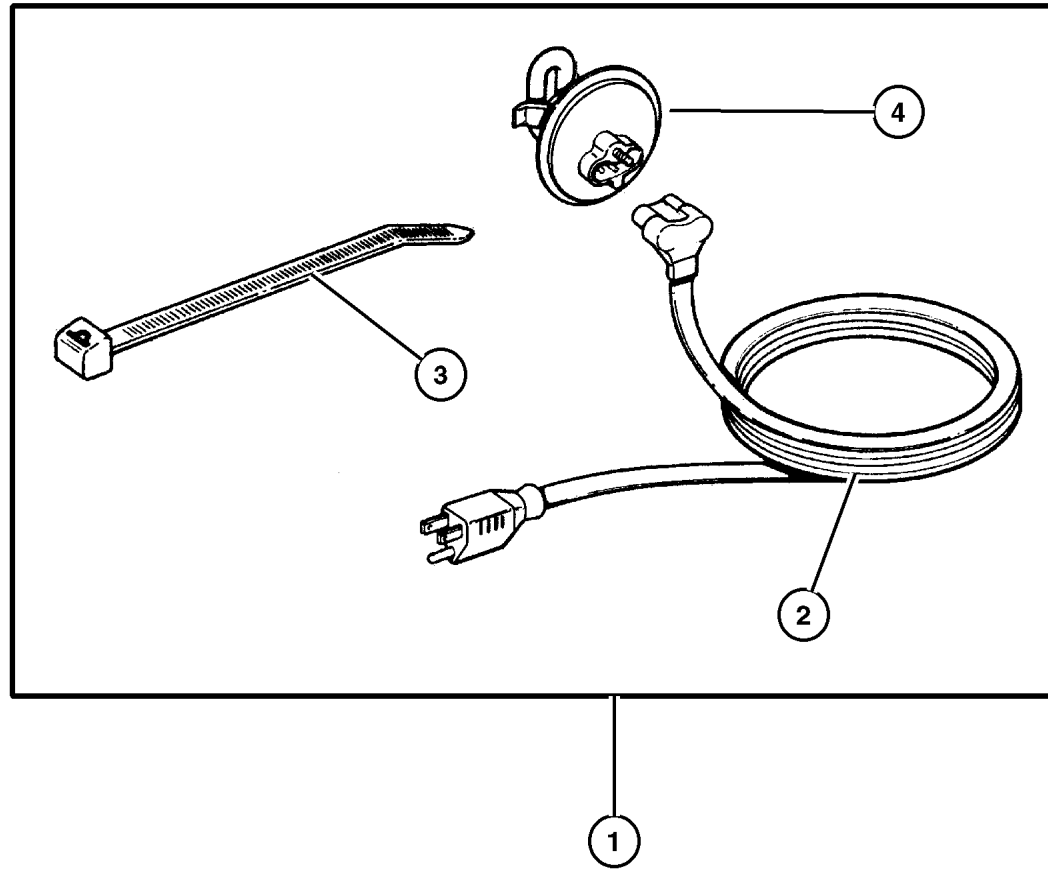
JEEP WRANGLER (TJ)				
SERIES	LINE	BODY	ENGINE	TRANSMISSION
H=Sport	J = Wrangler 4WD	77=93.4 WB	EPE, EP0 = 2.5L Power Tech	DGG, DGD = 32RH 3 Spd. Auto.
L=SE	U = Wrangler 4WD (RHD)		ERH, ER0 = 4.0L Power Tech	DDQ = 5 Spd. Manual
P=Sahara				DDD = 5 Speed HD Manual
				DG0 = Auto Trans.
				DBB = Manual Trans.
				DDO = All 5 Speed Manual

AR = Use as required - = Non illustrated part # = New this model year

February 6, 2002

**Heater Kit - Engine Block
Figure 001-650**

ITEM	PART NUMBER	QTY	LINE	BODY	DESCRIPTION
1					HEATER PACKAGE, Engine Block
	8220 1505	1			2.5L Engine
	8220 1506	1			4.0L Engine
2					CORD, Engine Block Heater
	5300 0878	1	J	77	2.5L Engine
	J575 2677	1	J	77	4.0L Engine
3	6015 756	3			STRAP, Tie
4					HEATER, Engine Block, Serviced only in package, (NOT SERVICED)



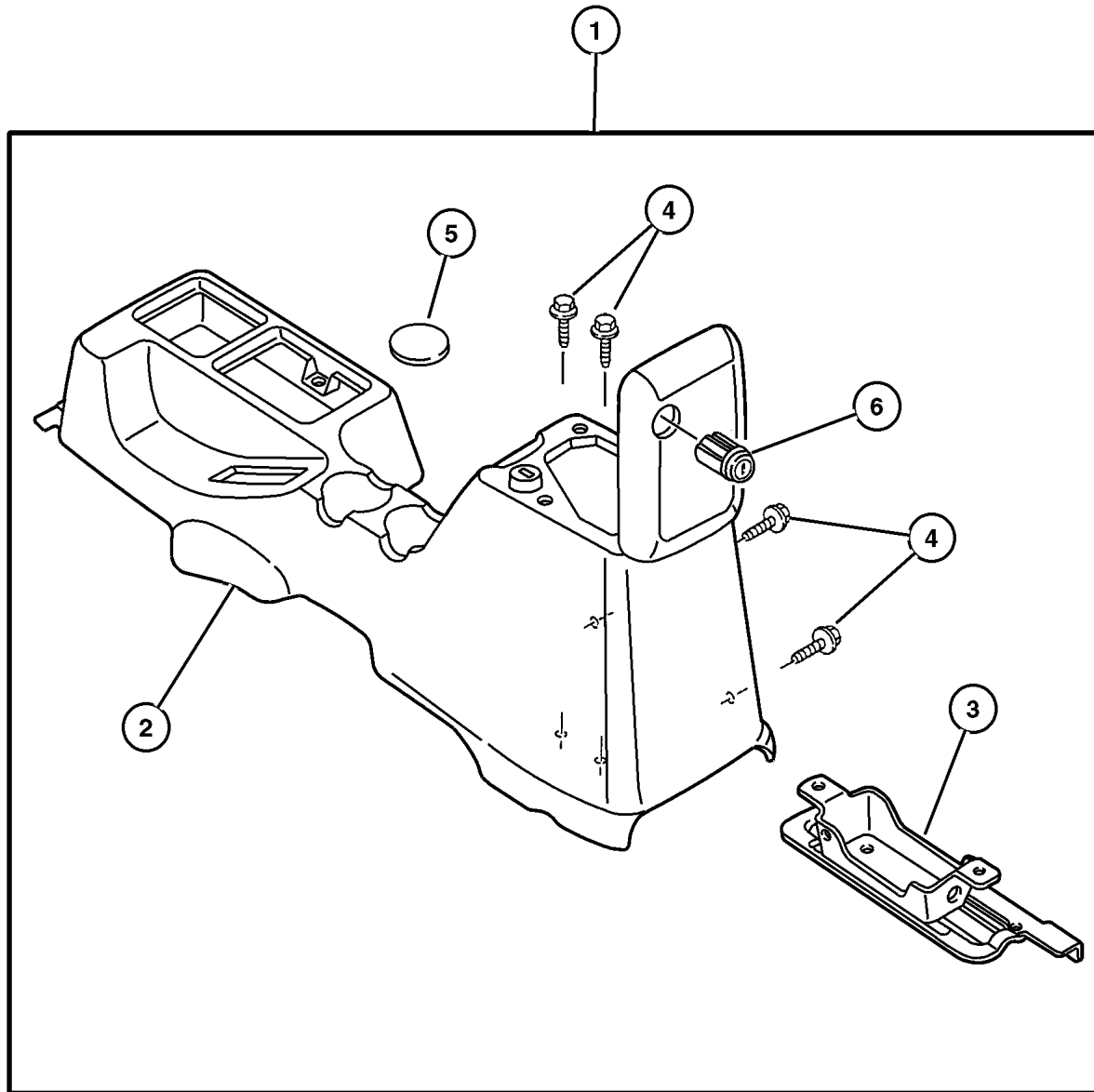
JEEP WRANGLER (TJ)				
SERIES	LINE	BODY	ENGINE	TRANSMISSION
H=Sport	J = Wrangler 4WD	77=93.4 WB	EPE, EP0 = 2.5L Power Tech	DGG, DGD = 32RH 3 Spd. Auto.
L=SE	U = Wrangler 4WD (RHD)		ERH, ER0 = 4.0L Power Tech	DDQ = 5 Spd. Manual
P=Sahara				DDD = 5 Speed HD Manual
				DG0 = Auto Trans.
				DBB = Manual Trans.
				DD0 = All 5 Speed Manual

AR = Use as required - = Non illustrated part # = New this model year

February 6, 2002

Console Kit - Floor
Figure 001-820

ITEM	PART NUMBER	QTY	LINE	BODY	DESCRIPTION
1					CONSOLE PACKAGE, Center
	8220 4774	1	J	77	Agate
	8220 4775	1	J	77	Camel/Tan
2					CONSOLE, Floor
	SJ87 1AZAA	1	J		Agate
	SJ87 1K5AA	1	J		Camel/Tan
3	5212 8204	1			BRACKET, Parking Lever
4					SCREW, Hex Flange Head, M6.3x1.8x25.4, (NOT SERVICED)
5	5511 5669	2			MAT, Floor
6	4746 305	1			CYLINDER, Console Lock



JEEP WRANGLER (TJ)

SERIES
H=Sport
L=SE
P=Sahara

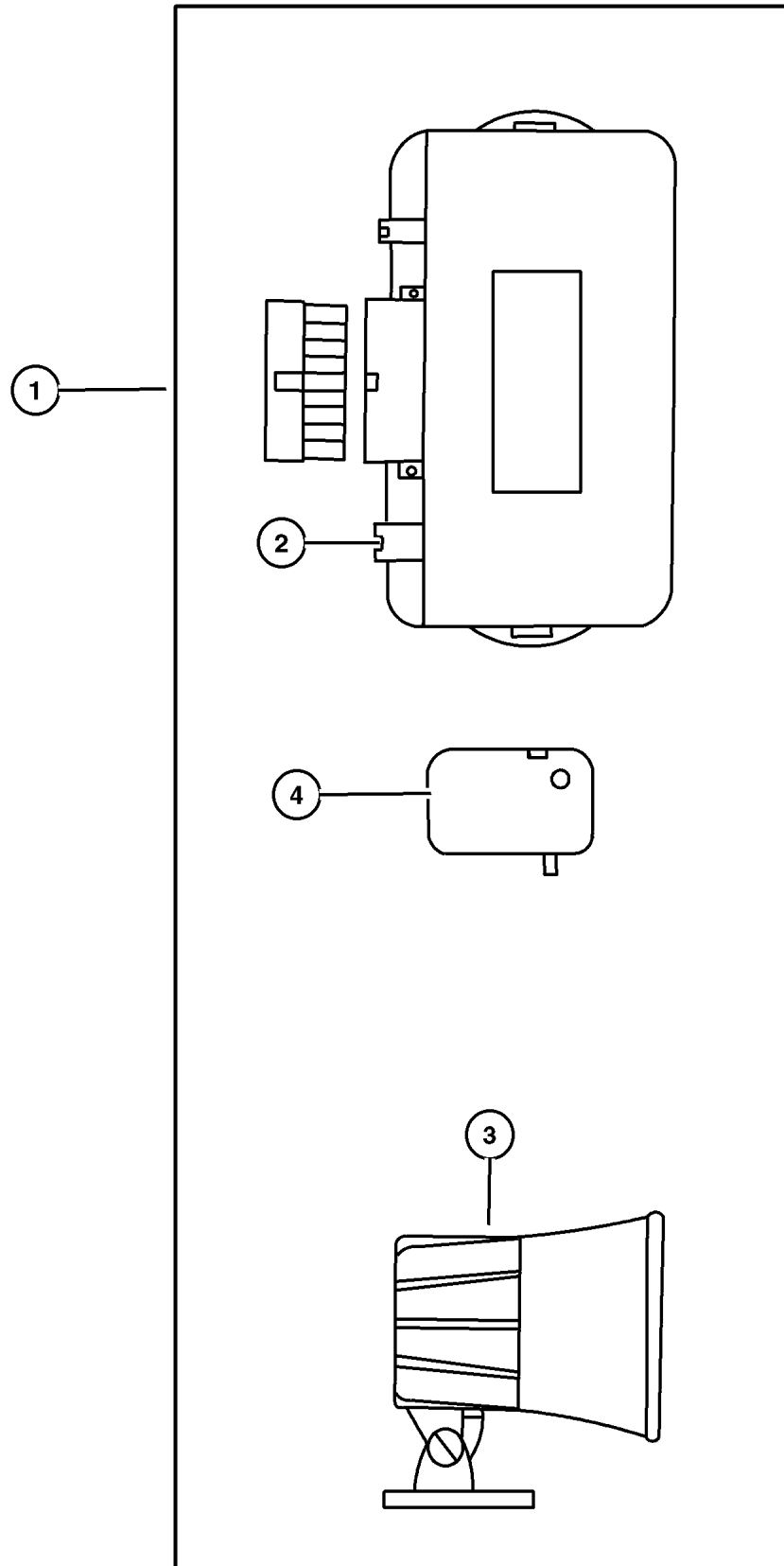
LINE
J = Wrangler 4WD
U = Wrangler 4WD (RHD)

BODY
77=93.4 WB

ENGINE
EPE, EP0 = 2.5L Power Tech
ERH, ER0 = 4.0L Power Tech

TRANSMISSION
DGG, DGD = 32RH 3 Spd. Auto.
DDQ = 5 Spd. Manual
DDD = 5 Speed HD Manual
DGO = Auto Trans.
DBB = Manual Trans.
DDO = All 5 Speed Manual

**Alarm - EVS Base System
Figure 001-910**



ITEM	PART NUMBER	QTY	LINE	BODY	DESCRIPTION
------	-------------	-----	------	------	-------------

NOTE: Item # 6 -Wiring Harness is an Optional Feature Ordered Separately manual, 12 Disc Magazine.

1	8220 3763	1	J	77	MODULE KIT, Alarm without Keyless
2	5012 164AA	1	J	77	MODULE, Security Alarm
3	8220 3198	1	J	77	SIREN, Alarm
4	4886 374AA	1	J	77	TRANSMITTER, Alarm or Keyless
-5	4636 141	1	J	77	BATTERY, Transmitter
-6	8220 4216	1	J	77	WIRING KIT, Park and Headlight

JEEP WRANGLER (TJ)

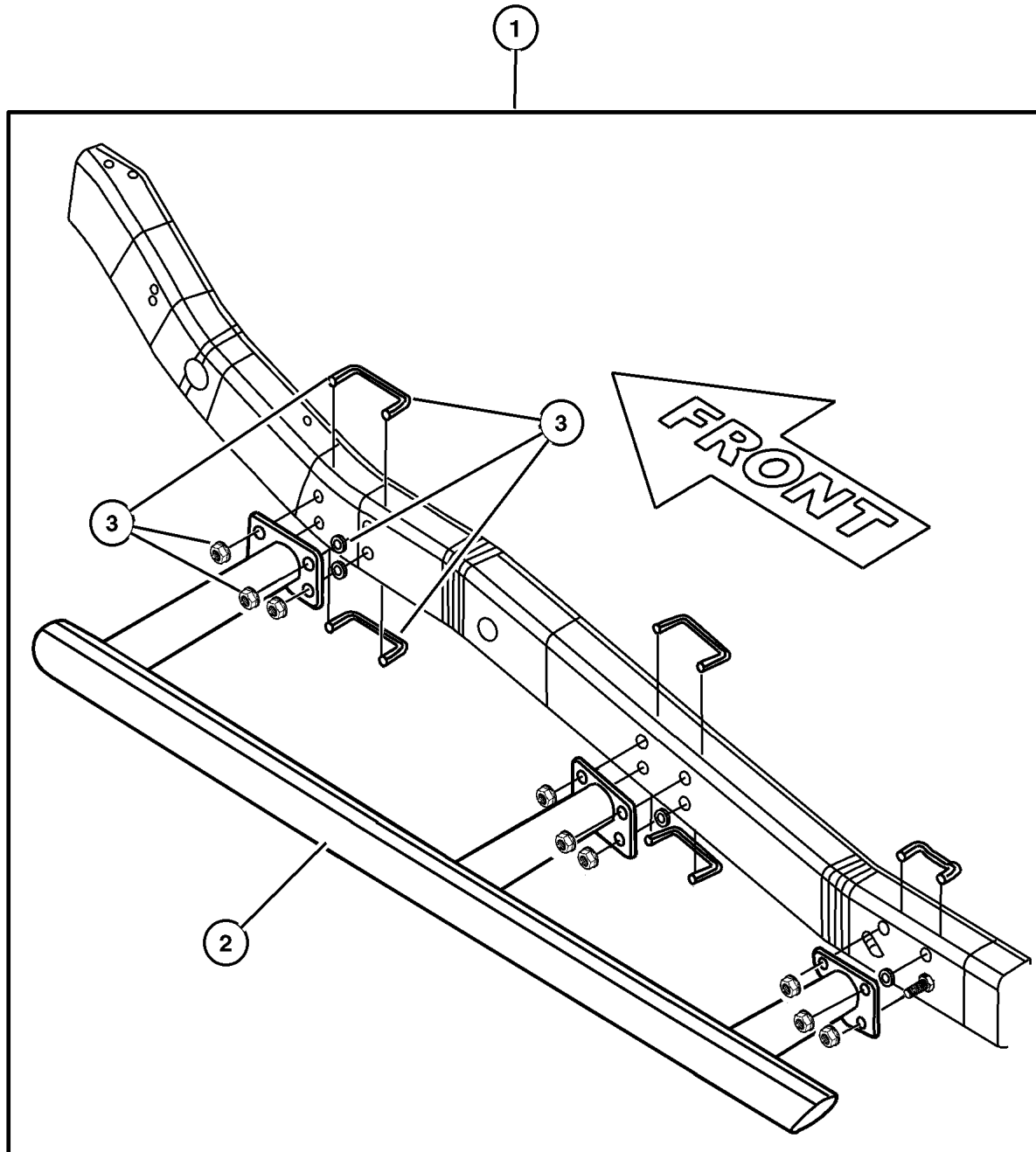
SERIES	LINE	BODY	ENGINE	TRANSMISSION
H=Sport	J = Wrangler 4WD	77=93.4 WB	EPE, EP0 = 2.5L Power Tech	DGG, DGD = 32RH 3 Spd. Auto.
L=SE	U = Wrangler 4WD (RHD)		ERH, ER0 = 4.0L Power Tech	DDQ = 5 Spd. Manual
P=Sahara				DDD = 5 Speed HD Manual
				DG0 = Auto Trans.
				DBB = Manual Trans.
				DDO = All 5 Speed Manual

AR = Use as required - = Non illustrated part # = New this model year

February 6, 2002

Guard - Rock Rails
Figure 001-1020

ITEM	PART NUMBER	QTY	LINE	BODY	DESCRIPTION
1	8220 4729	1	J	77	GUARD KIT, Bodyside, Contains two rails and all hardware necessary
2	5019 780AA	1	J	77	GUARD, Bodyside Right
	5019 781AA	1	J	77	Left
3	5019 778AA	1			HARDWARE KIT, Bodyside Guard, Contains hardware necessary to install one rail



JEEP WRANGLER (TJ)

SERIES
H=Sport
L=SE
P=Sahara

LINE
J = Wrangler 4WD
U = Wrangler 4WD (RHD)

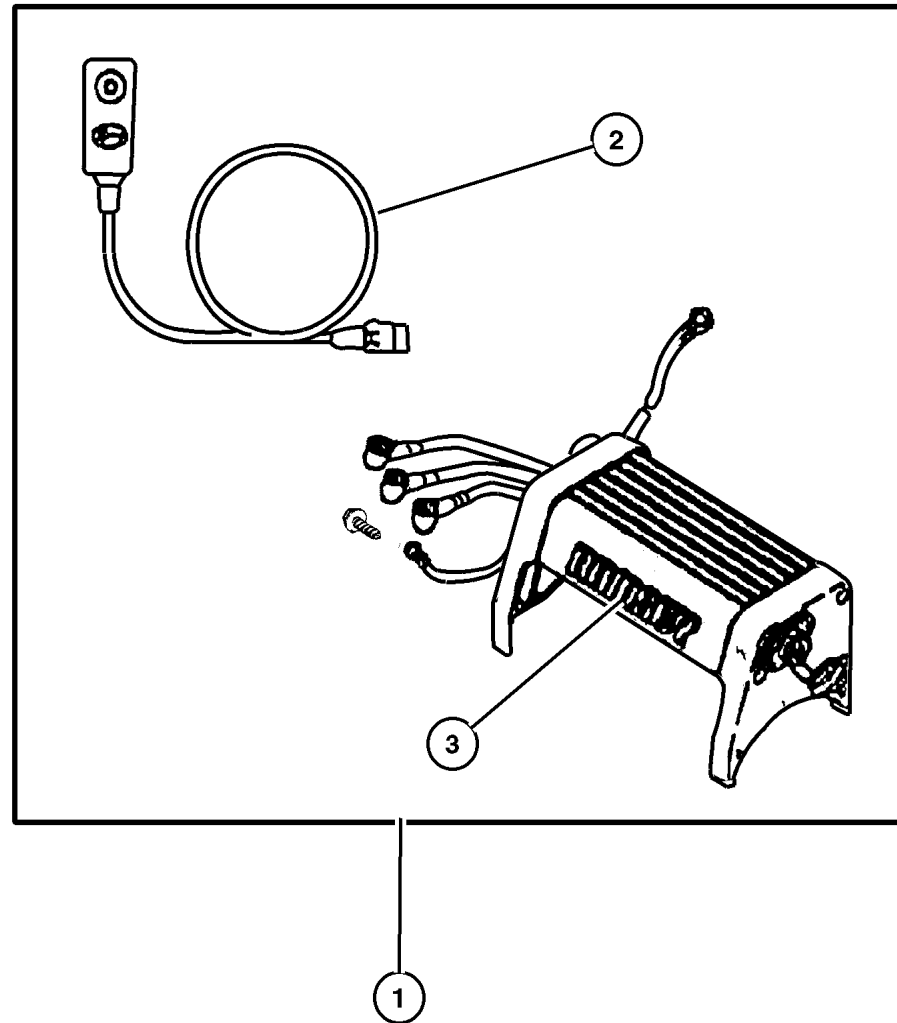
BODY
77=93.4 WB

ENGINE
EPE, EP0 = 2.5L Power Tech
ERH, ER0 = 4.0L Power Tech

TRANSMISSION
DGG, DGD = 32RH 3 Spd. Auto.
DDQ = 5 Spd. Manual
DDD = 5 Speed HD Manual
DGO = Auto Trans.
DBB = Manual Trans.
DDO = All 5 Speed Manual

Winch Kit - Power
Figure 001-1030

ITEM	PART NUMBER	QTY	LINE	BODY	DESCRIPTION
1					WINCH KIT, Power, Ramsey
	8220 4129	1	J	77	9000H Series with 95 feet Cable
	8220 4130	1	J	77	6000H Series
	8220 4131	1	J	77	8000H Series with 95 feet Cable
	8220 4134	1	J	77	8000HX Series
2	5018 221AA	1	J	77	CABLE KIT, Winch, Switch Assembly is 12 feet long. Use only with Power Winch
3					SOLENOID, Winch
	5018 363AA	1	J	77	Use for Kits 82204129, 82204130 and 82204131
	5018 366AA	1	J	77	Use for Kit 82204134
-4					WINCH KIT, Warn
	8220 2191	1	J	77	8000 Pound capacity
	8220 2612	1	J	77	9000 Pound capacity
-5					CABLE KIT, Winch
	5018 241AA	1	J	77	Use for Kit 82202612
	5018 824AA	1	J	77	Use for Kit 82202191
-6	5018 823AA	1	J	77	SOLENOID, Winch, Use for Kit 82202191



JEEP WRANGLER (TJ)

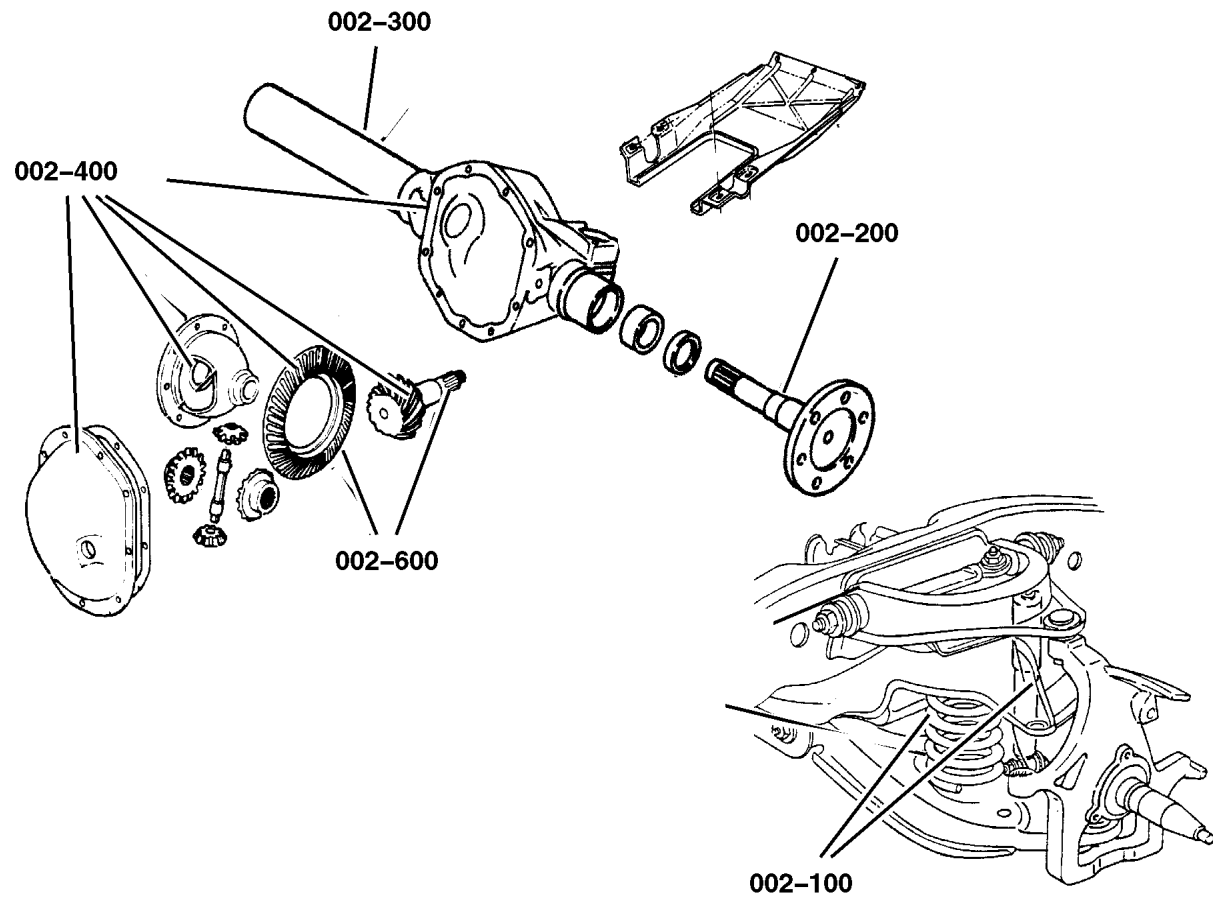
SERIES	LINE	BODY	ENGINE	TRANSMISSION
H=Sport	J = Wrangler 4WD	77=93.4 WB	EPE, EP0 = 2.5L Power Tech	DGG, DGD = 32RH 3 Spd. Auto.
L=SE	U = Wrangler 4WD (RHD)		ERH, ER0 = 4.0L Power Tech	DDQ = 5 Spd. Manual
P=Sahara				DDD = 5 Speed HD Manual
				DG0 = Auto Trans.
				DBB = Manual Trans.
				DD0 = All 5 Speed Manual

AR = Use as required - = Non illustrated part # = New this model year

February 6, 2002

Group – 002

Front Suspension & Drive



GROUP 2 - Front Suspension & Drive

Illustration Title

Group-Fig. No.

Front Suspension

Suspension, Front Spring with Control Arms and Track Bar Fig. 002-110

Bar, Front Sway Fig. 002-120

Front Axle Drive Shafts

Shafts, Front Axle Fig. 002-210

Front Axle Housing

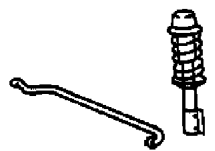
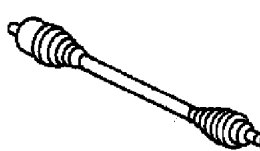
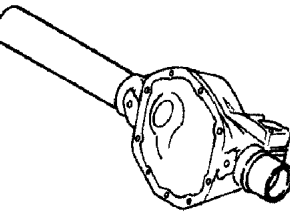
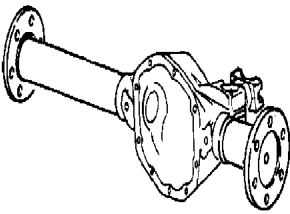
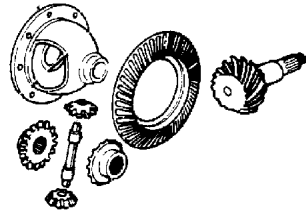
Housing, Front Axle 4 Wheel Drive Fig. 002-310

Front Axle Assembly

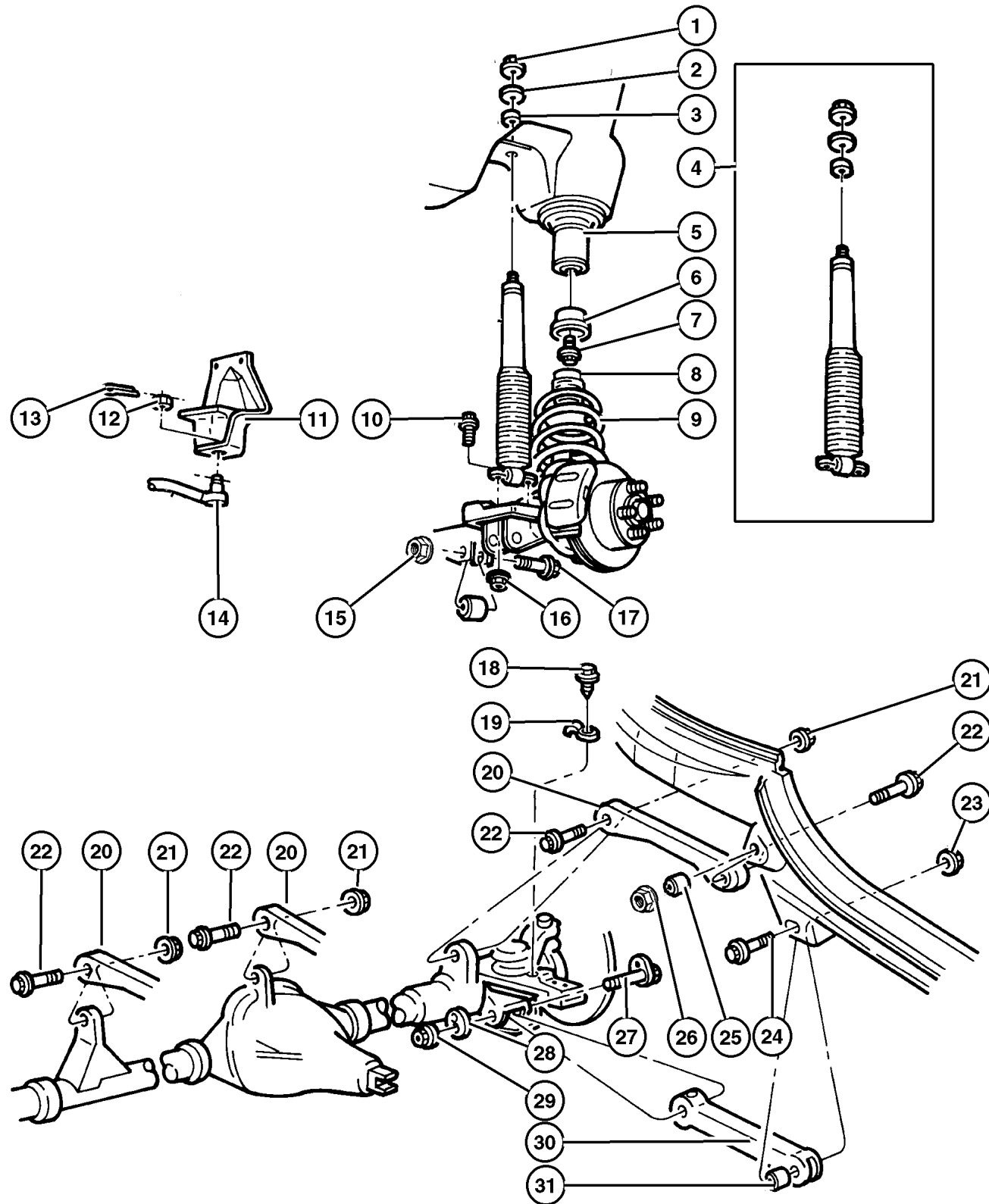
Axle Assembly, Front 4 Wheel Drive Fig. 002-410

Front Axle Differential

Differential, Front Axle Fig. 002-610

<p>002-100 Front Suspension</p> 	<p>002-200 Front Axle Drive Shafts</p> 	<p>002-300 Front Axle Housing</p> 	<p>002-400 Front Axle Assembly</p> 
<p>002-600 Front Axle Differential</p> 			

Suspension, Front Spring with Control Arms and Track Bar Figure 002-110



ITEM	PART NUMBER	QTY	LINE	BODY	ENGINE	TRANS	DESCRIPTION
Note: Sales Codes; manual, 12 Disc Magazine.							
[SDA]=Gas Charged/Normal Duty manual, 12 Disc Magazine.							
[SDU]=High Pressure Gas Charged manual, 12 Disc Magazine.							
[ZBD] Through [ZPG] = Spring Sales Codes will be found on Vehicle Identification Number [VIN] Sales Code Listing. manual, 12 Disc Magazine.							
1	6502 556	2					NUT, Hex, M10-1.5, Shock Upper, Mounting
2	5200 5574	2					RETAINER, Shock Absorber, Shock Upper, Mounting
3	5208 7768	2					GROMMET, Shock Absorber, Shock Upper, Mounting
4	4897 567AA	2					SHOCK ABSORBER PACKAGE, Suspension, Front [SDA]
	4886 533AE	2					[SDU]
5	5208 7767	2					ISOLATOR, Spring, Upper
6	5208 7635	2					CUP, Jounce Bumper, Upper
7	6100 402	2					BOLT, Hex Head, M10x35, Jounce Bumper Upper Cup, Mounting
8	5208 7992	2					BUMPER, Jounce, Upper
9	52088 126AB	1					SPRING, Front Coil [ZBD, ZPD]
	52088 127AB	1					[ZBE, ZPE]
	52088 128AB	1					[ZBF, ZPF]
	52088 129AB	1					[ZBG, ZPG]
10	6502 555	4					BOLT, M8x1.25x30, Shock Lower, Mounting
11							BRACKET, Track Bar to Rail, Purchase Frame, (NOT SERVICED)
12	6034 358	1					NUT, Hex, .50-20, Track Bar to Frame, Mounting
13							PIN, Cotter, M3.2x28.00, (NOT SERVICED)
14							BAR, Track
	5208 8432	1	J				
	5208 8430	1	U				
15	6506 264AA	1	J				NUT, Hex Flange Lock, M10x1.5 Track Bar To Axle, Mounting
	5208 7888	1	U				Track Bar To Axle, Mounting
16	6101 695	4					NUT, Hex Flange Lock, M8x1.25, Shock Lower, Mounting
17	6505 549AA	1					SCREW, Track Bar to Axle, Mounting
18	6502 468	2					SCREW, Hex Flange Head, M8x1.25x20, Coil Spring Retainer, Mounting
19	5200 5917	2					BRACKET, Spring, Coil Spring Retainer, Mounting
20	5208 7711	2					ARM, Control, with Bushings, Upper
21	1150 6007	2					NUT, Hex Flange, M10x1.5, Upper Control Arm to Axle, Mounting

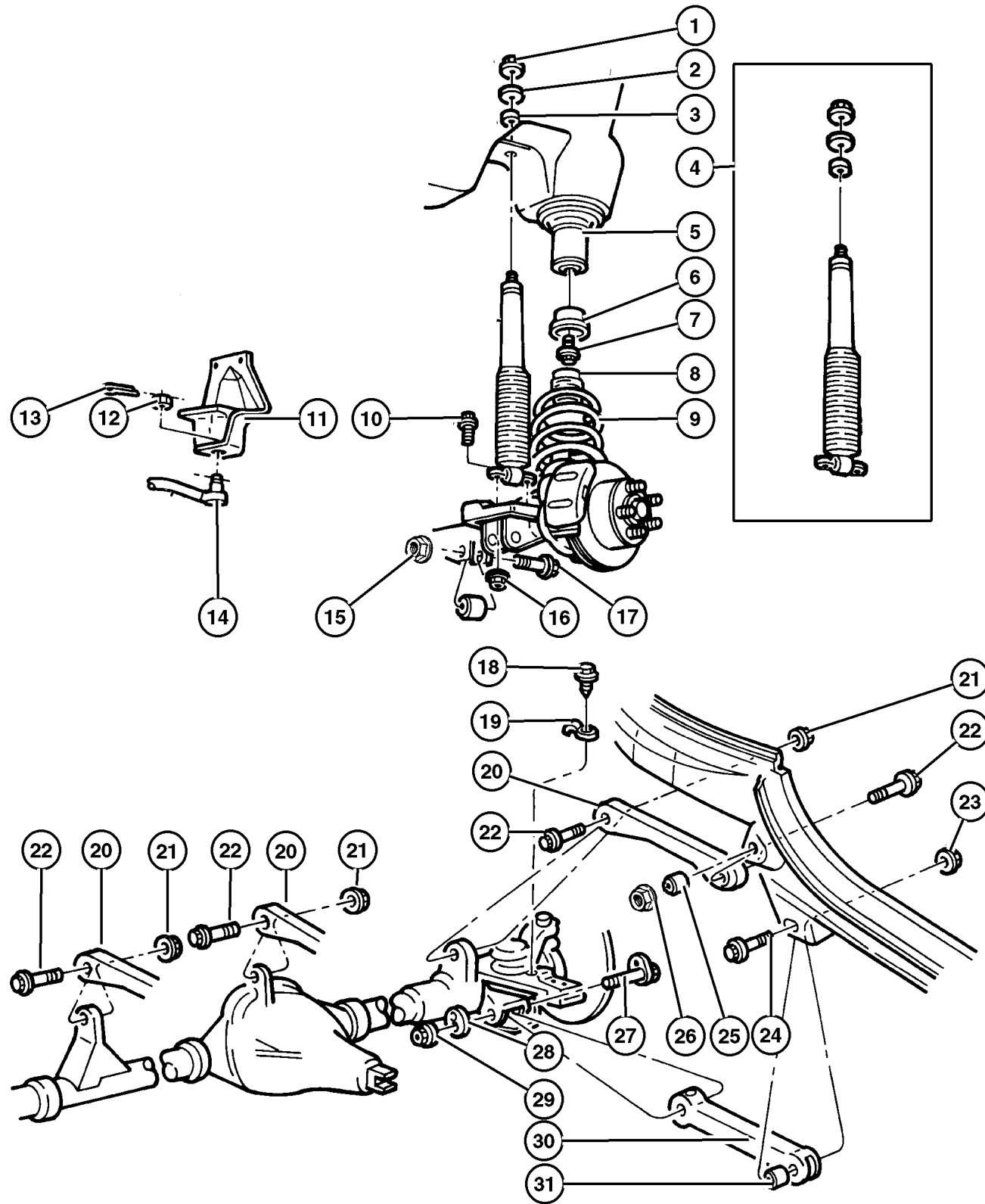
JEEP WRANGLER (TJ)

SERIES	LINE	BODY	ENGINE	TRANSMISSION
H=Sport	J = Wrangler 4WD	77=93.4 WB	EPE, EP0 = 2.5L Power Tech	DGG, DGD = 32RH 3 Spd. Auto.
L=SE	U = Wrangler 4WD (RHD)		ERH, ER0 = 4.0L Power Tech	DDQ = 5 Spd. Manual
P=Sahara				DDD = 5 Speed HD Manual
				DG0 = Auto Trans.
				DBB = Manual Trans.
				DD0 = All 5 Speed Manual

AR = Use as required - = Non illustrated part # = New this model year

February 6, 2002

Suspension, Front Spring with Control Arms and Track Bar
Figure 002-110



ITEM	PART NUMBER	QTY	LINE	BODY	ENGINE	TRANS	DESCRIPTION
22							BOLT AND RETAINER, Hex Head, M10x1.50x75.00, (NOT SERVICED)
23	6503 672	4					NUT, Hex, M14-2, Lower Control Arm to Frame, Mounting
24	6502 963	2					BOLT, Hex Flange Head, M14x2.0x105, Lower Control Arm to Frame, Mounting
25	5208 7852	2					BUSHING, Control Arm, Upper Rear to Frame, Mounting
26	6503 648	2					NUT AND RETAINER, Hex Flange Lock, m8x1.25, Upper Control Arm to Frame, Mounting
27	6504 238	2					BOLT AND WASHER, Hex Head, M14 x 2.00 x 111.6, Lower Control Arm to Axle, Mounting
28	6504 236	2					WASHER, M14, Lower Control Arm to Axle, Mounting
29	6503 672	2					NUT, Hex, M14-2, Lower Control Arm to Axle, Mounting
30	5208 8654	2					ARM, Control, with Bushings, Lower
31	5208 8433	4					BUSHING, Control Arm, Lower Control Arm to Frame, Lower

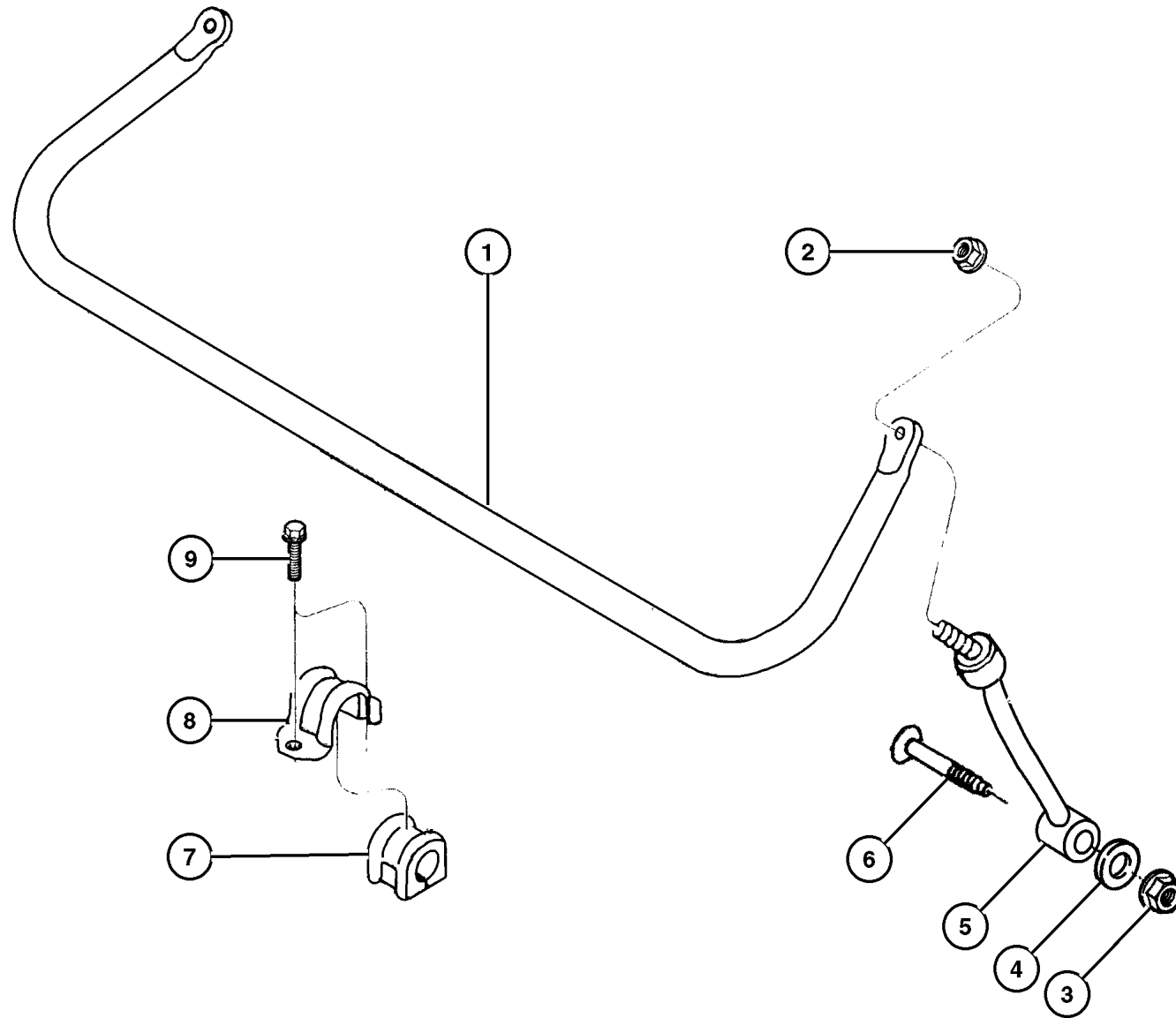
JEEP WRANGLER (TJ)

SERIES	LINE	BODY	ENGINE	TRANSMISSION
H=Sport	J = Wrangler 4WD	77=93.4 WB	EPE, EP0 = 2.5L Power Tech	DGG, DGD = 32RH 3 Spd. Auto.
L=SE	U = Wrangler 4WD (RHD)		ERH, ER0 = 4.0L Power Tech	DDQ = 5 Spd. Manual
P=Sahara				DDD = 5 Speed HD Manual
				DG0 = Auto Trans.
				DBB = Manual Trans.
				DD0 = All 5 Speed Manual

AR = Use as required - = Non illustrated part # = New this model year

February 6, 2002

Bar, Front Sway
Figure 002-120



ITEM	PART NUMBER	QTY	LINE	BODY	ENGINE	TRANS	DESCRIPTION
1	5208 7824	1					STABILIZER BAR, Front Suspension
2	6502 979	2					NUT AND WASHER, Hex, M10x1.5
3	6502 697	2					NUT, Hex Flange Lock, M12x1.75
4							WASHER, ID 13.07 OD 40.00 THK 3.50 , (NOT SERVICED)
5	52087 771AB	2					LINK, Sway Eliminator
6	6505 465AA	2					SCREW, Truss Head, M12x1.75x70
7	5208 8378	2					BUSHING, Sway Bar
8	5203 7710	2					RETAINER, Sway Bar
9	6102 037AA	4					SCREW AND WASHER, Hex Head, M10x1.50x35

JEEP WRANGLER (TJ)

SERIES	LINE	BODY	ENGINE	TRANSMISSION
H=Sport	J = Wrangler 4WD	77=93.4 WB	EPE, EP0 = 2.5L Power Tech	DGG, DGD = 32RH 3 Spd. Auto.
L=SE	U = Wrangler 4WD (RHD)		ERH, ER0 = 4.0L Power Tech	DDQ = 5 Spd. Manual
P=Sahara				DDD = 5 Speed HD Manual
				DG0 = Auto Trans.
				DBB = Manual Trans.
				DD0 = All 5 Speed Manual

AR = Use as required - = Non illustrated part # = New this model year

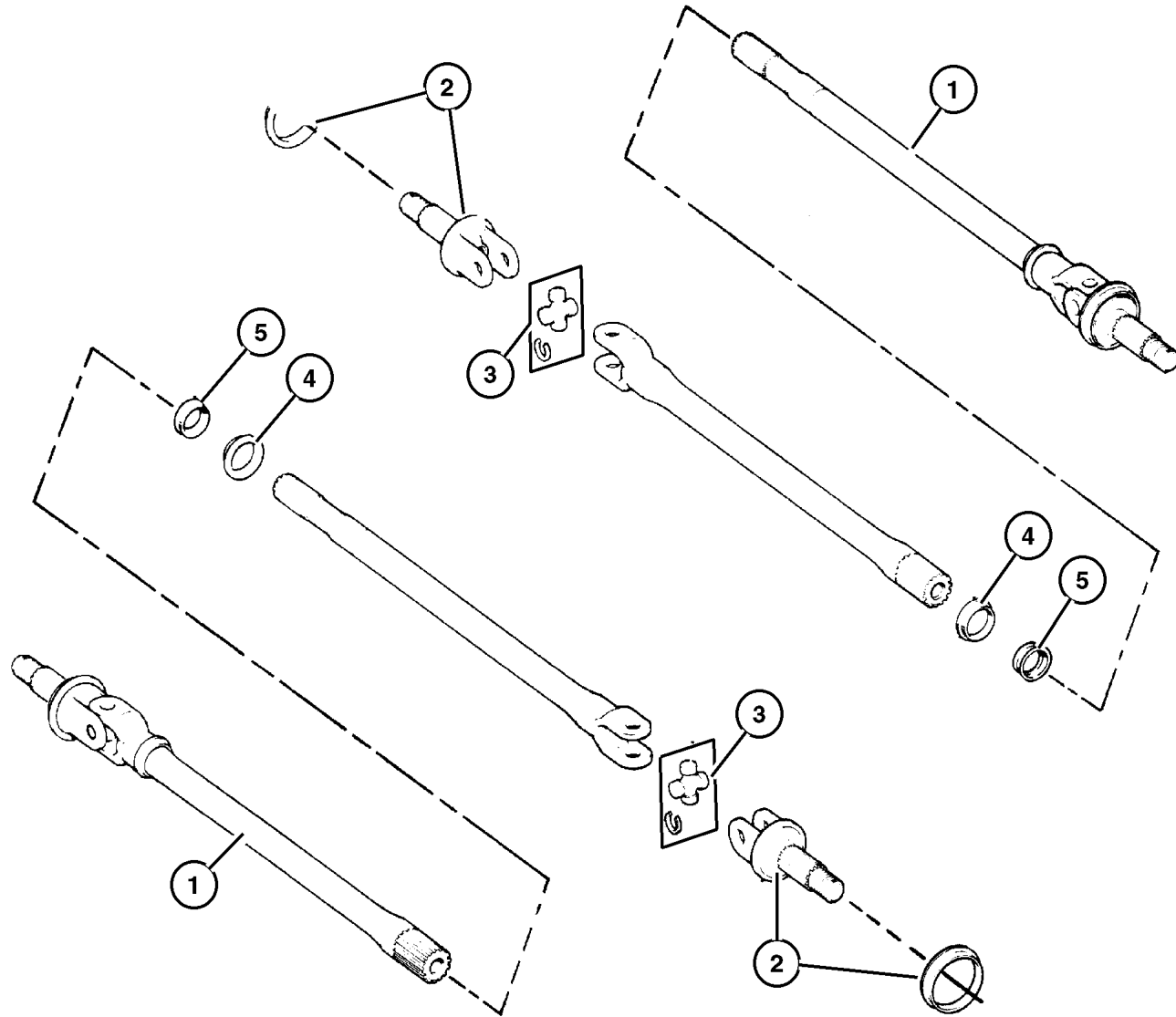
February 6, 2002

Shafts,Front Axle
Figure 002-210

ITEM	PART NUMBER	QTY	LINE	BODY	ENGINE	TRANS	DESCRIPTION
------	-------------	-----	------	------	--------	-------	-------------

Note:Sales Codes; manual, 12 Disc Magazine.
 [BGA]=Brakes - Power Front Disc/Rear Drum manual, 12 Disc Magazine.
 [BGK]=Brakes - 4-Wheel Anti-lock manual, 12 Disc Magazine.

1	4874 302	1	J				SHAFT, Axle [BGA], Right
	4874 303	1	J				[BGA], Left
	4874 306	1	J				[BGK], Right
	4874 307	1	J				[BGK], Left
	4874 302	1	U				[BGA], Right
	4874 303	1	U				[BGA], Left
2	8350 0184	2	J				SHAFT, Axle [BGA], Right or Left
	4728 984	2	J				[BGK], Right or Left
	8350 0184	2	U				[BGA], Right or Left
3	4137 757	2	J				U JOINT, Front Axle Right or Left
		2	U				Right or Left
4	4882 135	2	J				SLINGER, Oil Right or Left
		2	U				Right or Left
5	4874 477	2	J				SEAL, Axle Drive Shaft Right or Left
		2	U				Right or Left



JEEP WRANGLER (TJ)

SERIES	LINE	BODY	ENGINE	TRANSMISSION
H=Sport	J = Wrangler 4WD	77=93.4 WB	EPE, EP0 = 2.5L Power Tech	DGG, DGD = 32RH 3 Spd. Auto.
L=SE	U = Wrangler 4WD (RHD)		ERH, ER0 = 4.0L Power Tech	DDQ = 5 Spd. Manual
P=Sahara				DDD = 5 Speed HD Manual
				DG0 = Auto Trans.
				DBB = Manual Trans.
				DD0 = All 5 Speed Manual

AR = Use as required - = Non illustrated part # = New this model year

February 6, 2002

Housing, Front Axle 4 Wheel Drive Figure 002-310

ITEM	PART NUMBER	QTY	LINE	BODY	ENGINE	TRANS	DESCRIPTION
1	J417 5376	1					STRAP, Tie
2	J535 2955	1					VENT, Axle, Upper
3	J014 0780	1					CLIP, Wrap Around
4	HFV0 0516	1					HOSE, Fuel And Vapor, 25 Foot Roll 5/16"
5	6503 573	1					CLIP
6	4720 944	1	J				VENT, Axle
7		1	U				
							PIN, Cotter, M4x40.00
8	1101 0069	6	J				
		6	U				
							BOLT
9	3420 1535	6	J				
		6	U				
							RING, Ball Joint
10	8350 0203	2	J				
		2	U				
							NUT, Hex Slotted
11	J012 5258	2	J				
		2	U				
							KNUCKLE, Front
							Right
							Left
							Right
							Left
12							NUT
	J812 3318	2	J				
		2	U				
13							PIN, Cotter, M4x40.00
	1101 0069	6	J				
		6	U				
14							BALL JOINT KIT, Knuckle
	8350 0202	2	J				
		2	U				
15							BOLT, Differential Cover
	2954 031	10	J				
		10	U				
16							PLUG, Differential Cover
	J400 4751	1	J				
		1	U				
17							COVER, Differential
	4713 451	1	J				

JEEP WRANGLER (TJ)

SERIES
H=Sport
L=SE
P=Sahara

LINE
J = Wrangler 4WD
U = Wrangler 4WD (RHD)

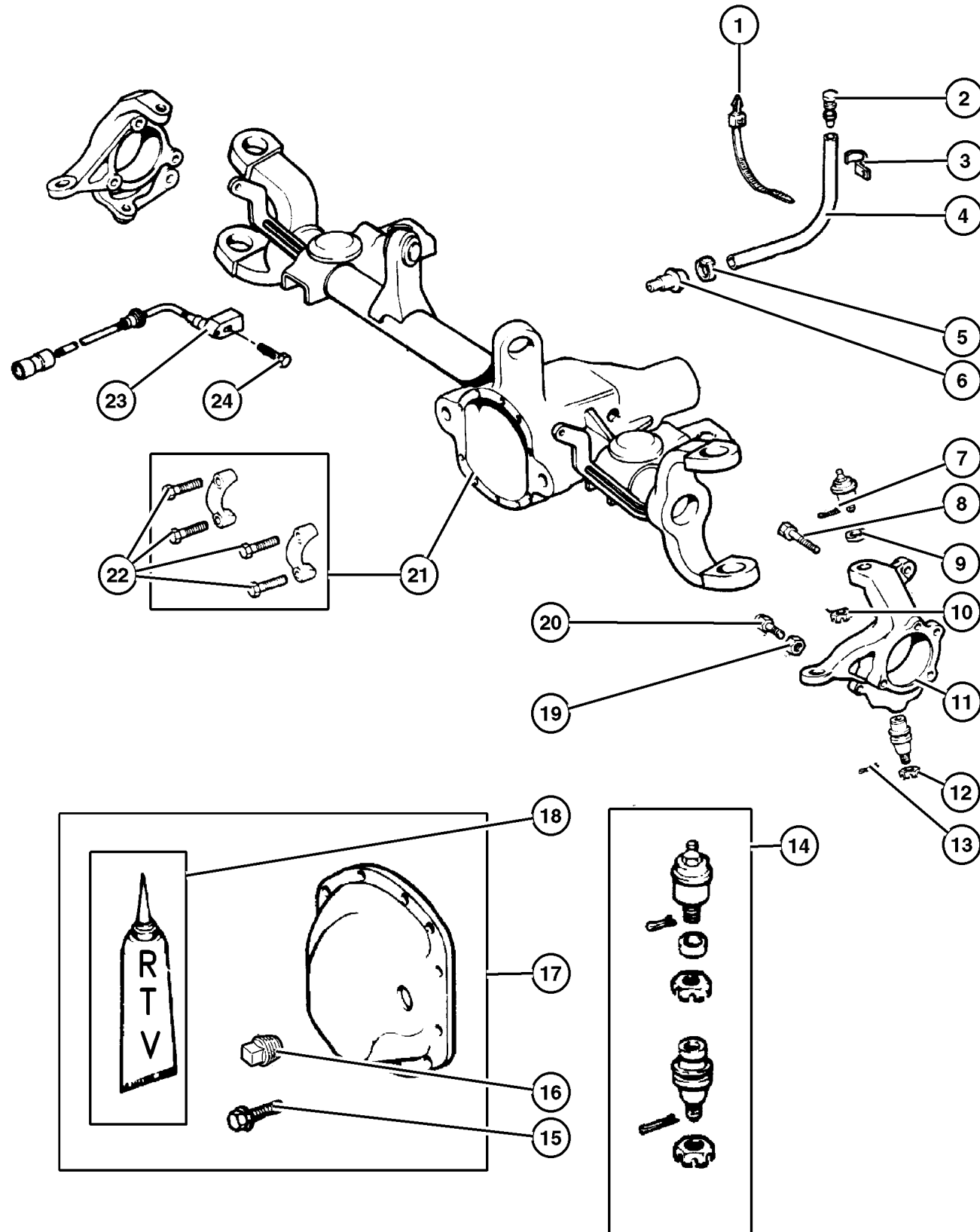
BODY
77=93.4 WB

ENGINE
EPE, EP0 = 2.5L Power Tech
ERH, ER0 = 4.0L Power Tech

TRANSMISSION
DGG, DGD = 32RH 3 Spd. Auto.
DDQ = 5 Spd. Manual
DDD = 5 Speed HD Manual
DG0 = Auto Trans.
DBB = Manual Trans.
DDO = All 5 Speed Manual

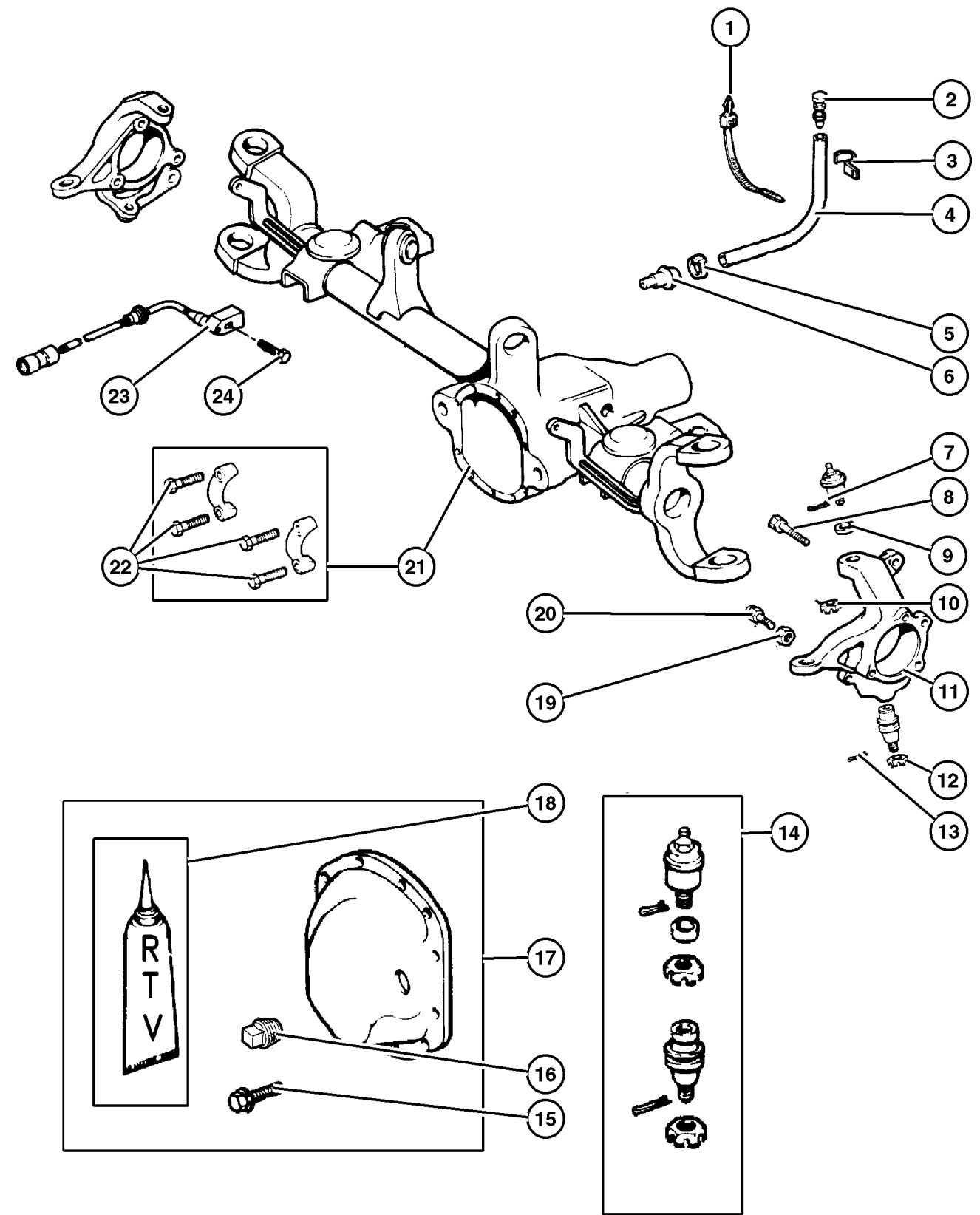
AR = Use as required - = Non illustrated part # = New this model year

February 6, 2002



Housing, Front Axle 4 Wheel Drive Figure 002-310

ITEM	PART NUMBER	QTY	LINE	BODY	ENGINE	TRANS	DESCRIPTION
		1	U				
18	5010 884AA	1	J				SEALANT, RTV
		1	U				
19	S011 4494	2	J				NUT, Steering Knuckle
		2	U				
20	1791 701	2	J				BOLT, Steering Knuckle Stop
		2	U				
21	4864 840	1	J				HOUSING, Axle
	4864 904	1	U				
22	4897 482AB	4	J				BOLT, Differential
	5003 648AA	4	U				
23	5602 7727	2	J				SENSOR, Anti-Lock Brakes
24	8350 4920	2	J				BOLT



JEEP WRANGLER (TJ)

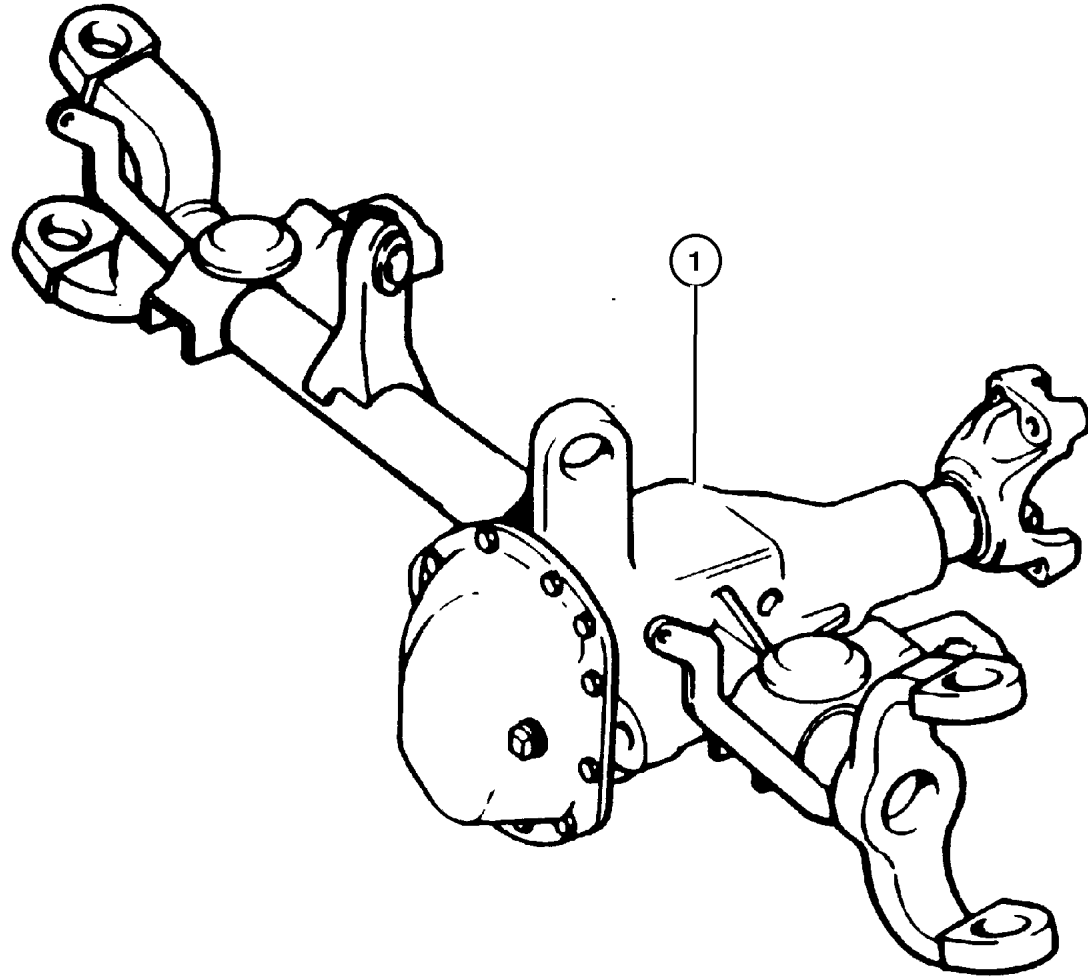
SERIES	LINE	BODY	ENGINE	TRANSMISSION
H=Sport	J = Wrangler 4WD	77=93.4 WB	EPE, EP0 = 2.5L Power Tech	DGG, DGD = 32RH 3 Spd. Auto.
L=SE	U = Wrangler 4WD (RHD)		ERH, ER0 = 4.0L Power Tech	DDQ = 5 Spd. Manual
P=Sahara				DDD = 5 Speed HD Manual
				DG0 = Auto Trans.
				DBB = Manual Trans.
				DD0 = All 5 Speed Manual

**Axle Assembly, Front 4 Wheel Drive
Figure 002-410**

ITEM	PART NUMBER	QTY	LINE	BODY	ENGINE	TRANS	DESCRIPTION
------	-------------	-----	------	------	--------	-------	-------------

Note: Sales Codes; manual, 12 Disc Magazine.
 [DME]=Axle Ratio - 3.73 manual, 12 Disc Magazine.
 [DMF]=Axle Ratio - 4.10 manual, 12 Disc Magazine.
 [DMM]=Axle Ratio - 3.07 manual, 12 Disc Magazine.

ITEM	PART NUMBER	QTY	LINE	BODY	ENGINE	TRANS	DESCRIPTION
1							AXLE, Service Front
	4864 841	1	J				[DME] Tag 52099200AC
		1	J				[DME] Tag 52111033AC
	4864 910	1	J				[DMF] Tag 52099226AC
	4864 852	1	J				[DMM] Tag 52099227AC
		1	J				[DMM] Tag 52099198AC
	4882 337	1	U				[DME] Tag 52099450AD
	4882 155	1	U				[DMM] Tag 52099454AD

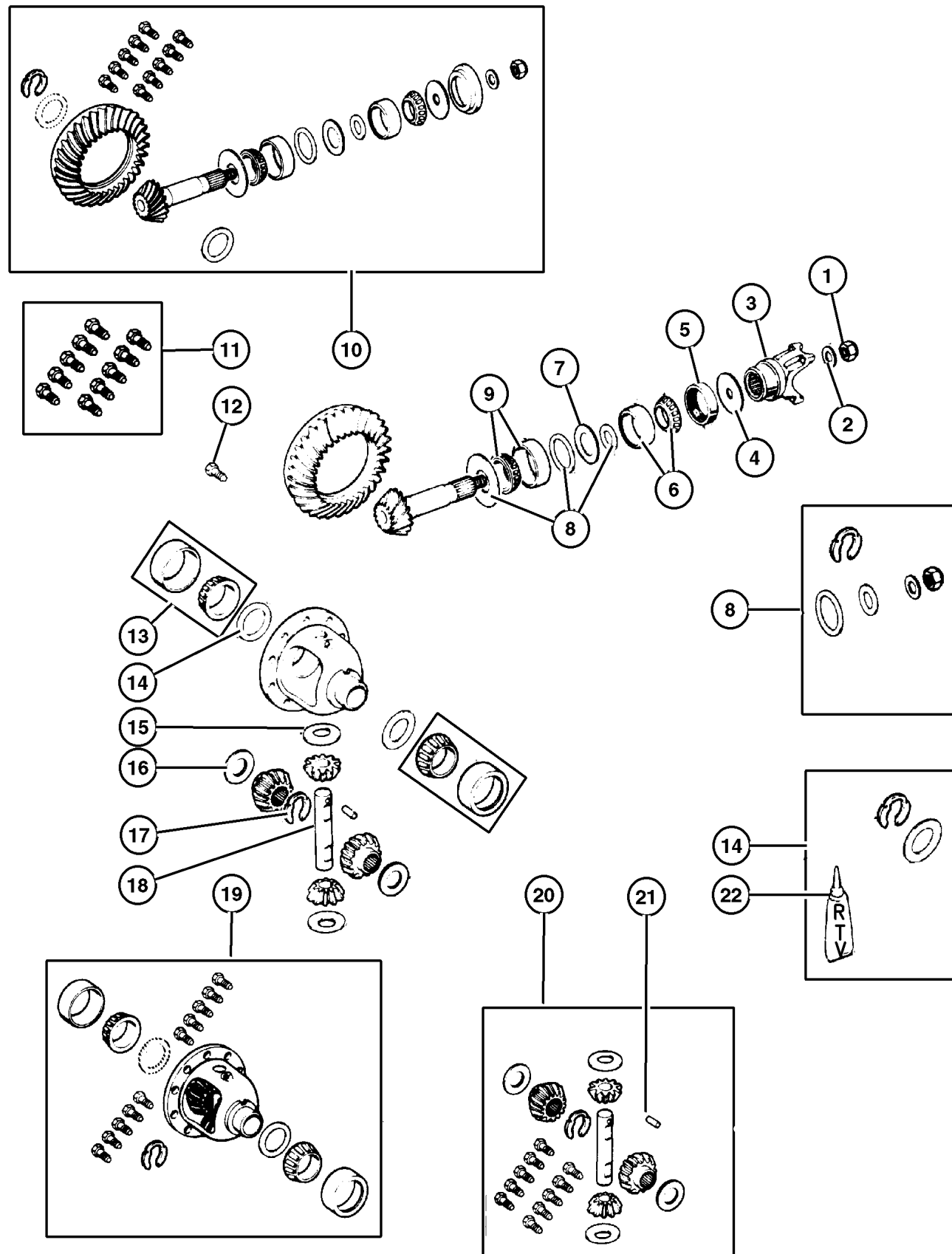


JEEP WRANGLER (TJ)				
SERIES	LINE	BODY	ENGINE	TRANSMISSION
H=Sport	J = Wrangler 4WD	77=93.4 WB	EPE, EP0 = 2.5L Power Tech	DGG, DGD = 32RH 3 Spd. Auto.
L=SE	U = Wrangler 4WD (RHD)		ERH, ER0 = 4.0L Power Tech	DDQ = 5 Spd. Manual
P=Sahara				DDD = 5 Speed HD Manual
				DG0 = Auto Trans.
				DBB = Manual Trans.
				DD0 = All 5 Speed Manual

AR = Use as required - = Non illustrated part # = New this model year

February 6, 2002

Differential, Front Axle Figure 002-610



ITEM	PART NUMBER	QTY	LINE	BODY	ENGINE	TRANS	DESCRIPTION
1							NUT, Pinion Yoke
	1791 575	1	J				
		1	U				
2							WASHER, Pinion Yoke
	1791 576	1	J				
		1	U				
3							YOKE, Axle
	8350 3388	1	J				
		1	U				
4							SLINGER, Drive Pinion
	4031 974	1	J				
		1	U				
5							SEAL, Drive Pinion
	4746 772	1	J				
		1	U				
6							BEARING, Drive Pinion Bearing and Cup, Front
	5252 508	1	J				
		1	U				Bearing and Cup, Front
7							SPACER Crush Crush
	4864 845	1	J				
		1	U				
8							SHIM KIT, Pinion Shaft [DME,DMF]
	4720 862	1	J				
	8350 0192	1	J				[DMM]
	4720 862	1	U				[DME]
	8350 0192	1	U				[DMM]
9							BEARING, Drive Pinion Bearing and Cup, Rear Bearing and Cup, Rear
	J812 6499	1	J				
		1	U				
10							GEAR KIT, Ring And Pinion [DME]
	4864 843	1	J				
	4864 913	1	J				[DMF]
	4864 853	1	J				[DMM]
	4864 843	1	U				[DME]
	4864 853	1	U				[DMM]
11							BOLT KIT Consists of 10-5252503 Screws
	4720 891	1	J				
		1	U				Consists of 10-5252503 Screws
12							SCREW, Drive Gear
	5252 503	10	J				
		10	U				
13							BEARING, Differential

JEEP WRANGLER (TJ)

SERIES
H=Sport
L=SE
P=Sahara

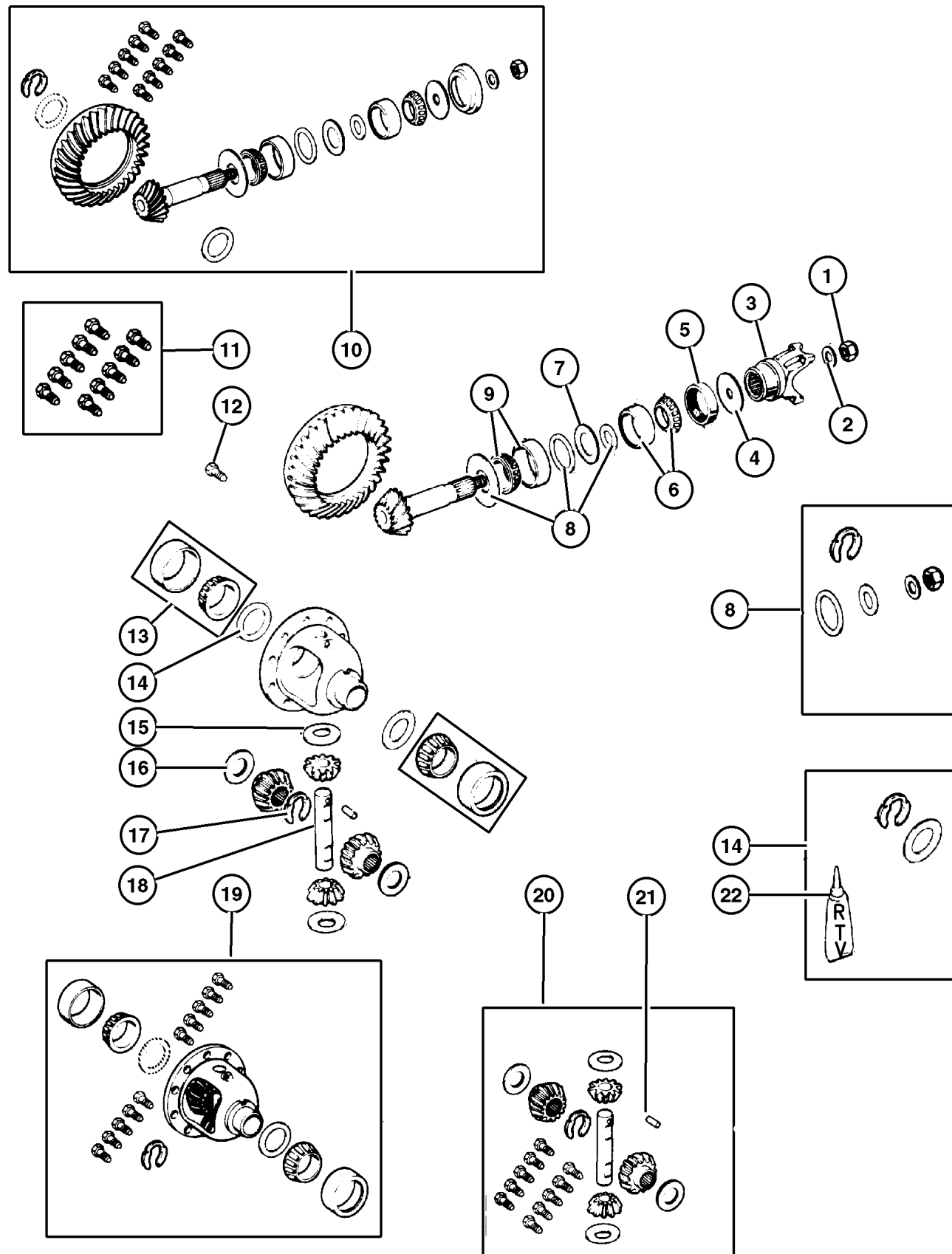
LINE
J = Wrangler 4WD
U = Wrangler 4WD (RHD)

BODY
77=93.4 WB

ENGINE
EPE, EP0 = 2.5L Power Tech
ERH, ER0 = 4.0L Power Tech

TRANSMISSION
DGG, DGD = 32RH 3 Spd. Auto.
DDQ = 5 Spd. Manual
DDD = 5 Speed HD Manual
DGO = Auto Trans.
DBB = Manual Trans.
DDO = All 5 Speed Manual

Differential, Front Axle Figure 002-610



ITEM	PART NUMBER	QTY	LINE	BODY	ENGINE	TRANS	DESCRIPTION
	J812 6500	1	J				Consists of 2 Bearings and 2 Cups
		1	U				Consists of 2 Bearings and 2 Cups
14	4720 863	1	J				SHIM KIT, Differential [DME,DMF]
	8350 0191	1	J				[DMM]
	4720 863	1	U				[DME]
	8350 0191	1	U				[DMM]
15	J812 0831	2	J				WASHER, Flat Pinion Gear Thrust
		2	U				Pinion Gear Thrust
16	J813 3724	2	J				WASHER, Flat Side Gear Thrust
		2	U				Side Gear Thrust
17							SNAP RING, Front Axle Shaft
	4137 739	2	J				
		2	U				
18							SHAFT, Differential
	5003 840AA	1	J				Pinion
		1	U				Pinion
19							CASE, Differential
	5252 590	1	J				[DME,DMF]
	5252 582	1	J				[DMM]
	5252 590	1	U				[DME]
	5252 582	1	U				[DMM]
20							GEAR KIT, Center Differential
	5252 591	1	J				
		1	U				
21							PIN, Differential Shaft
	1791 563	1	J				
		1	U				
22							SEALANT, RTV
	5010 884AA	1	J				
		1	U				

JEEP WRANGLER (TJ)

SERIES
H=Sport
L=SE
P=Sahara

LINE
J = Wrangler 4WD
U = Wrangler 4WD (RHD)

BODY
77=93.4 WB

ENGINE
EPE, EP0 = 2.5L Power Tech
ERH, ER0 = 4.0L Power Tech

TRANSMISSION
DGG, DGD = 32RH 3 Spd. Auto.
DDQ = 5 Spd. Manual
DDD = 5 Speed HD Manual
DGO = Auto Trans.
DBB = Manual Trans.
DDO = All 5 Speed Manual

Group – 003

Rear Axle

GROUP 3 - Rear Axle

Illustration Title

Group-Fig. No.

Rear Axle

Axle Assembly, Rear Fig. 003-110

Differential and Housing

Housing,Rear Axle,Dana 35/194MM [DRJ] Fig. 003-210

Housing,Rear Axle,Dana 44/226MM [DRK] Fig. 003-220

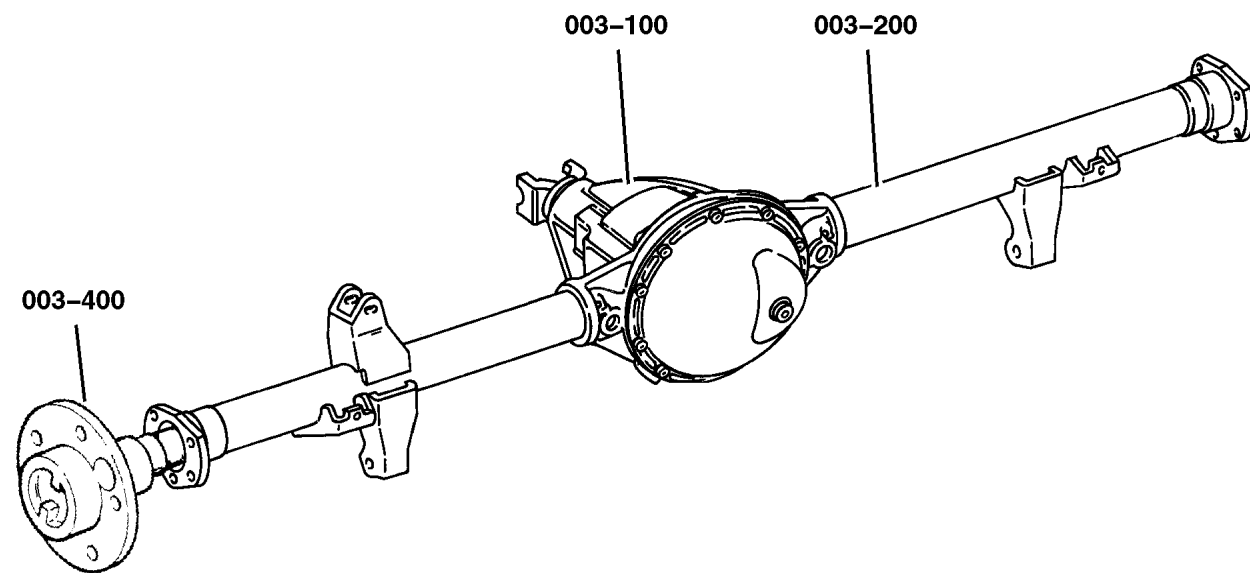
Differential,With and Without Trac-Lok [DSA] Dana 35/194MM [DRJ] Fig. 003-230

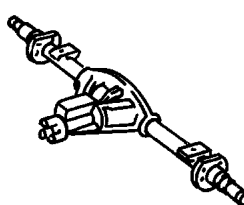
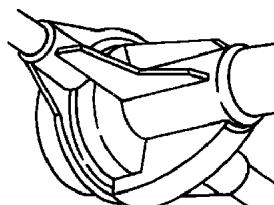
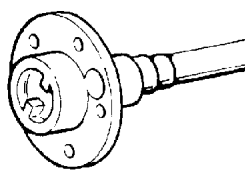
Differential,With and Without Trac-Lok [DSA] Dana 44/226MM [DRK] Fig. 003-240

Rear Axle Shafts

Shaft,Rear,Axle,Dana 35/194MM [DRJ] Fig. 003-410

Shaft,Rear Axle,Dana 44/226MM [DRK] Fig. 003-420



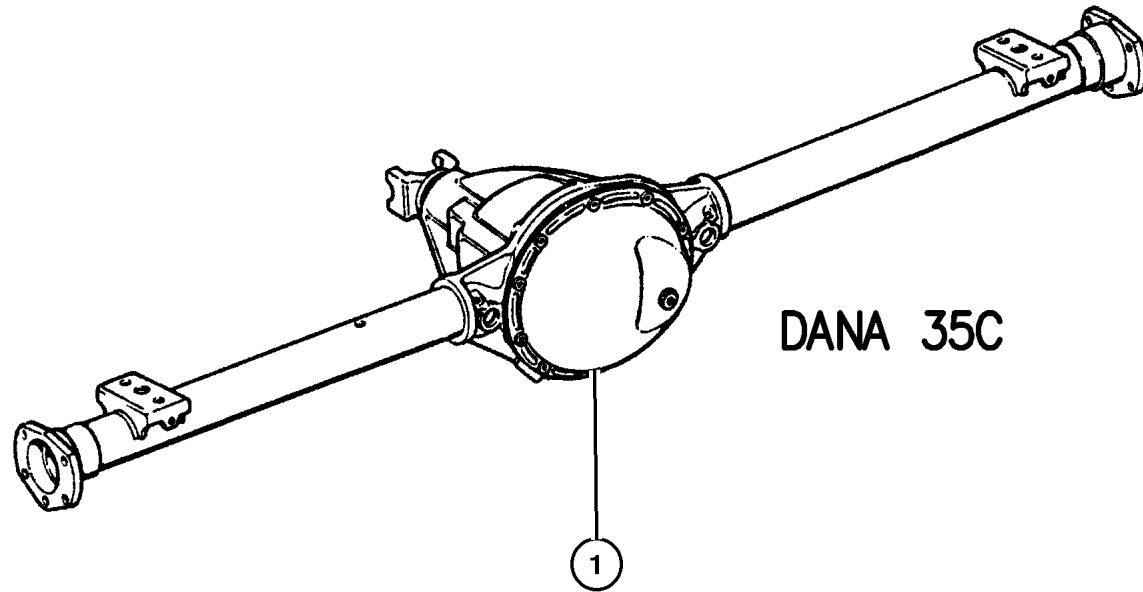
<p>003-100 Rear Axle</p> 	<p>003-200 Differential and Housing</p> 	<p>003-400 Rear Axle Shafts</p> 	
---	--	---	--

Axle Assembly, Rear
Figure 003-110

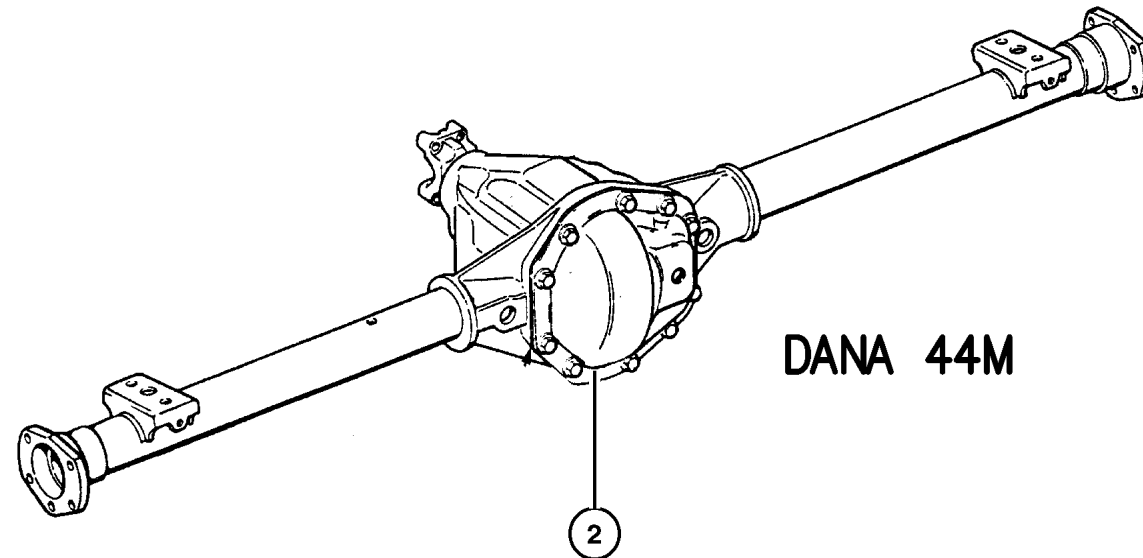
ITEM	PART NUMBER	QTY	LINE	SERIES	BODY	DESCRIPTION
------	-------------	-----	------	--------	------	-------------

Note:Sales Codes; manual, 12 Disc Magazine.
[DME]=Axle Ratio - 3.73 manual, 12 Disc Magazine.
[DMF]=Axle Ratio - 4.11 manual, 12 Disc Magazine.
[DMM]=Axle Ratio - 3.07 manual, 12 Disc Magazine.
[DRJ]=Axle - Rear,Dana M35/194MM manual, 12 Disc Magazine.
[DRK]=Axle - Rear,Dana 44/226MM manual, 12 Disc Magazine.
[DSA]=Axle - Trac-Lok Differential manual, 12 Disc Magazine.

1						AXLE, Service Rear
	4897 242AA	1	J			[DRJ,DME] Tag 52111763AB
	4897 235AA	1	J			[DRJ,DME,DSA] Tag 52111030AB
		1	J			[DRJ,DME,DSA] Tag 52111929AB
	4897 240AA	1	J			[DRJ,DMF,BGA] Tag 52111762AD
	4897 261AA	1	J			[DRJ,DMF,DSA] Tag 52111766AB
	4897 249AA	1	J			[DRJ,DMM] Tag 52111760AB
		1	J			[DRJ,DMM] Tag 52111758AB
	4897 237AA	1	J			[DRJ,DMM,DSA] Tag 52111764AB
2						AXLE, Service Rear
	5003 375AA	1	J			[DRK,DME,DSA] Tag 52111032AA
	#5019 157AA	1	J			[DRK,DME] Tag 52104454AA
	4897 291AA	1	U			[DRK,DME,DSA] Tag 52111751AB
	4897 290AA	1	U			[DRK,DMM,DSA] Tag 52111750AB



DANA 35C



DANA 44M

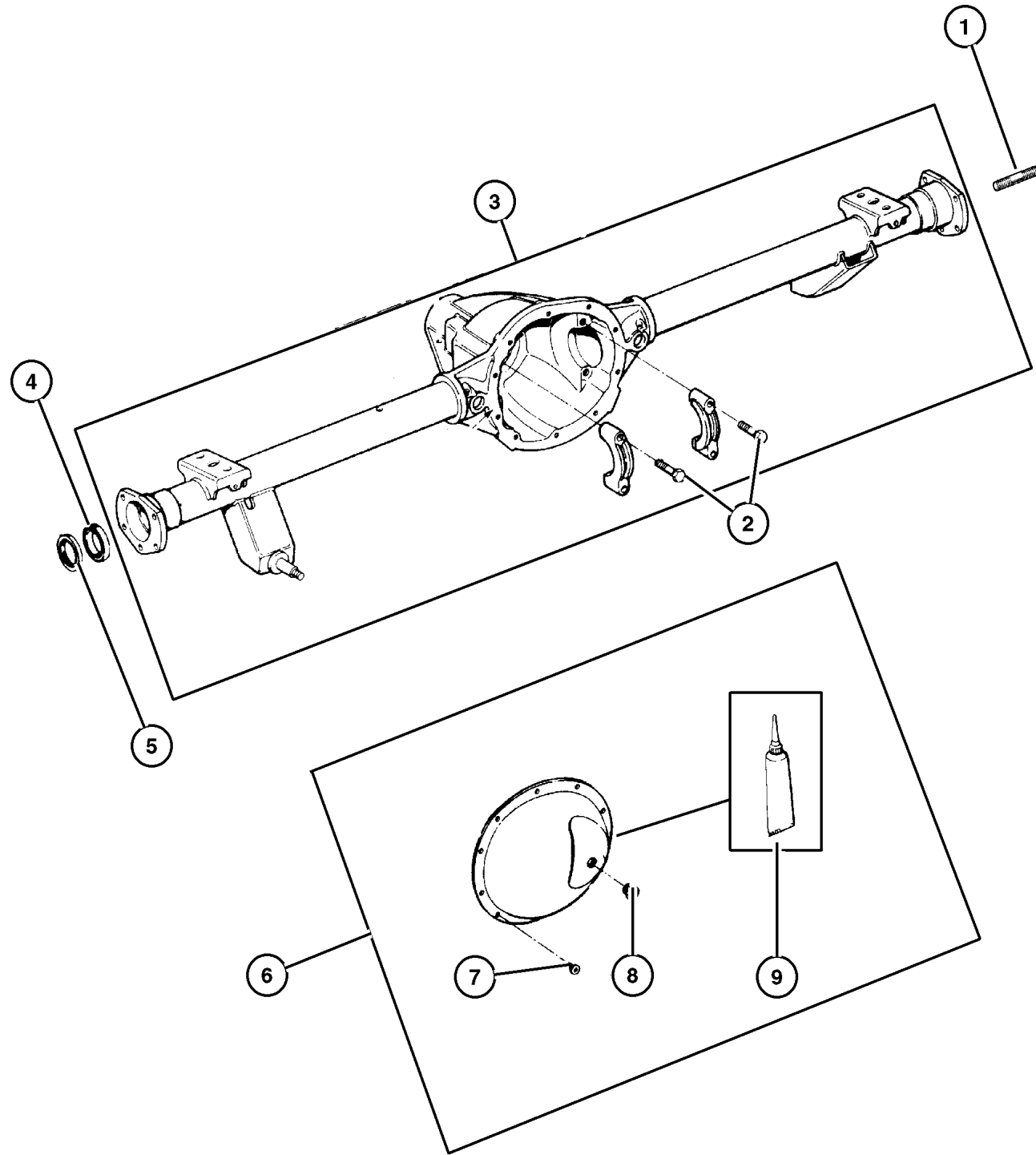
JEEP WRANGLER (TJ)

SERIES	LINE	BODY	ENGINE	TRANSMISSION
H=Sport	J = Wrangler 4WD	77=93.4 WB	EPE, EP0 = 2.5L Power Tech	DGG, DGD = 32RH 3 Spd. Auto.
L=SE	U = Wrangler 4WD (RHD)		ERH, ER0 = 4.0L Power Tech	DDQ = 5 Spd. Manual
P=Sahara				DDD = 5 Speed HD Manual
				DG0 = Auto Trans.
				DBB = Manual Trans.
				DDO = All 5 Speed Manual

AR = Use as required - = Non illustrated part # = New this model year

February 6, 2002

Housing,Rear Axle,Dana 35/194MM [DRJ]
Figure 003-210



ITEM	PART NUMBER	QTY	LINE	SERIES	BODY	DESCRIPTION
------	-------------	-----	------	--------	------	-------------

Note:Sales Codes; manual, 12 Disc Magazine.

[DRJ]=Axle - Rear,Dana M35/194MM manual, 12 Disc Magazine.

1	4897 234AA	8	J			BOLT, Backing Plate to Axle Housing
2	J400 6553	4	J			BOLT, Differential, Carrier Cap Retaining
3	4897 233AA	1	J			HOUSING, Axle, Includes Items 1,2,4
4	J813 4586	2	J			BEARING, Axle Shaft
5	4856 336	2	J			SEAL, Axle Drive Shaft
6	5252 493	1	J			COVER, Differential
7	J400 6708	10	J			SCREW, Pan Head, .312-18x.56, Differential Cover, Mounting
8	5252 504	1	J			PLUG, Differential Cover
9	5010 884AA	1				SEALANT, RTV

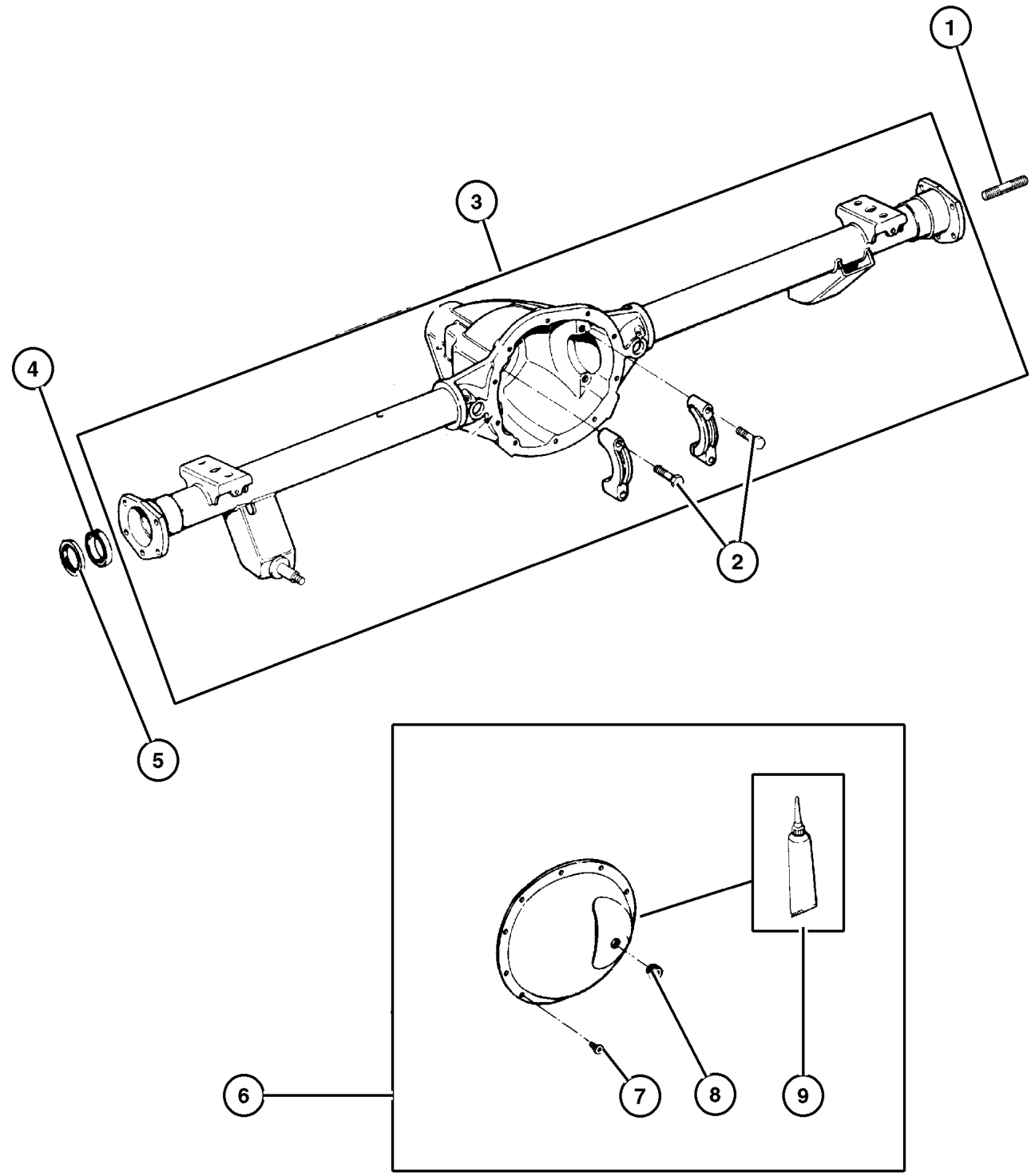
JEEP WRANGLER (TJ)

SERIES	LINE	BODY	ENGINE	TRANSMISSION
H=Sport	J = Wrangler 4WD	77=93.4 WB	EPE, EP0 = 2.5L Power Tech	DGG, DGD = 32RH 3 Spd. Auto.
L=SE	U = Wrangler 4WD (RHD)		ERH, ER0 = 4.0L Power Tech	DDQ = 5 Spd. Manual
P=Sahara				DDD = 5 Speed HD Manual
				DG0 = Auto Trans.
				DBB = Manual Trans.
				DDO = All 5 Speed Manual

AR = Use as required - = Non illustrated part # = New this model year

February 6, 2002

Housing,Rear Axle,Dana 44/226MM [DRK]
Figure 003-220



ITEM	PART NUMBER	QTY	LINE	SERIES	BODY	DESCRIPTION
------	-------------	-----	------	--------	------	-------------

Note:Sales Codes; manual, 12 Disc Magazine.
[DRK]=Axle - Rear,Dana 44/226MM manual, 12 Disc Magazine.

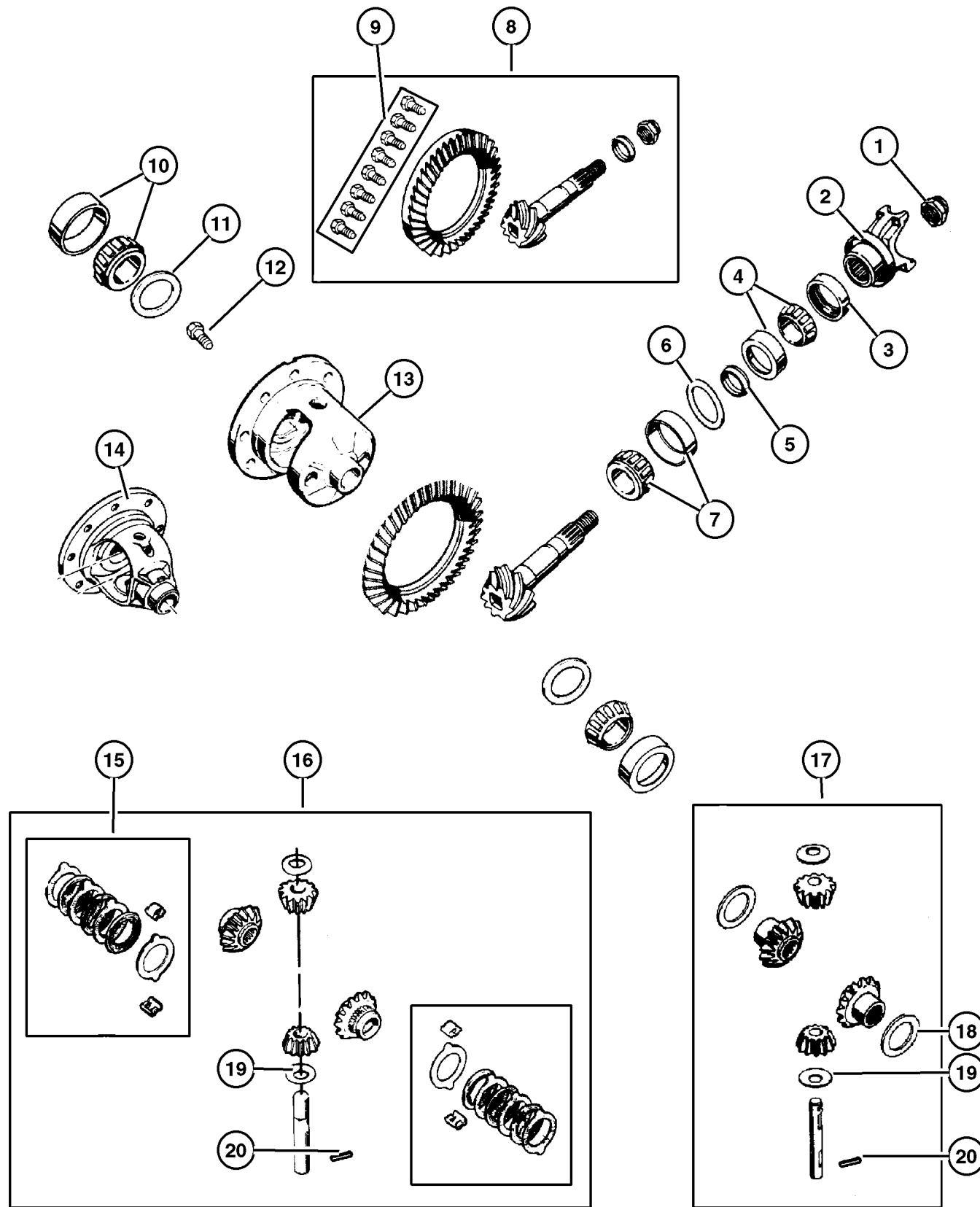
1	J099 4313	8	J			STUD Axle Housing to Backing Plate, Mounting
		8	U			Axle Housing to Backing Plate, Mounting
2	J400 6553	4	J			BOLT, Differential Carrier Cap Retaining
	5003 648AA	4	U			Carrier Cap Retaining
3						HOUSING, Axle
	4882 840	1	J			with Items 1,2
	4882 348	1	U			with Items 1,2
4						BEARING, Axle
	8350 3064	2	J			
		2	U			
5						SEAL, Axle Drive Shaft
	8350 3063	2	J			
		2	U			
6						COVER, Differential
	8350 5549	1	J			
		1	U			
7						SCREW, Pan Head, .312-18x.56
	J400 6708	10	J			Differential Cover, Mounting
		10	U			Differential Cover, Mounting
8						PLUG, Differential Cover
	5252 504	1	J			
		1	U			
9	5010 884AA	1				SEALANT, RTV

JEEP WRANGLER (TJ)		BODY	ENGINE	TRANSMISSION
SERIES	LINE	77=93.4 WB	EPE, EP0 = 2.5L Power Tech ERH, ER0 = 4.0L Power Tech	DGG, DGD = 32RH 3 Spd. Auto. DDQ = 5 Spd. Manual DDD = 5 Speed HD Manual DGO = Auto Trans. DDB = Manual Trans. DDO = All 5 Speed Manual
H=Sport	J = Wrangler 4WD			
L=SE	U = Wrangler 4WD (RHD)			
P=Sahara				

AR = Use as required - = Non illustrated part # = New this model year

February 6, 2002

Differential, With and Without Trac-Lok [DSA] Dana 35/194MM [DRJ]
Figure 003-230



ITEM	PART NUMBER	QTY	LINE	SERIES	BODY	DESCRIPTION
Note: Sales Codes; manual, 12 Disc Magazine.						
[DME]=Axle Ratio - 3.73 manual, 12 Disc Magazine.						
[DMF]=Axle Ratio - 4.11 manual, 12 Disc Magazine.						
[DMM]=Axle Ratio - 3.07 manual, 12 Disc Magazine.						
[DRJ]=Axle - Rear, Dana 35/194MM manual, 12 Disc Magazine.						
[DSA]=Axle - Anti-Spin Differential manual, 12 Disc Magazine.						
1	4720 895	1	J			NUT, Pinion Yoke
2	4897 025AA	1	J			YOKE, Axle
3	8350 4946	1	J			SEAL, Drive Pinion
4	5252 508	1	J			BEARING, Drive Pinion, Bearing and Cup, Front
5	J317 5779	1	J			SPACER, Drive Pinion Bearing, Crush
6	4720 922	1	J			SHIM KIT, Pinion Shaft
7	5252 507	1	J			BEARING, Drive Pinion, Bearing and Cup, Rear
8						GEAR KIT, Ring And Pinion
	8350 5472	1	J			[DMM]
	4761 678	1	J			[DME]
	8350 4938	1	J			[DMF]
9	4720 891	1	J			BOLT KIT
10	J812 6500	1	J			BEARING, Differential, Consists of 2 Bearings and 2 Cups
11	8350 3004	1	J			SHIM KIT, Differential
12	5252 503	10	J			SCREW, Drive Gear, Ring Gear, Mounting
13						CASE, Differential
	5252 512	1	J			[DMM] with [DSA] with Internal Parts
	5252 496	1	J			[DME,DMF] with [DSA] with Internal Parts
14						CASE, Differential
	4740 833	1	J			[DMM] without [DSA] with Internal Parts
	4740 834	1	J			[DME,DMF] without [DSA] with Internal Parts
15	5252 506	1	J			DISC AND PLATE KIT, Differential, with [DSA]
16	4773 010	1	J			GEAR KIT, Center Differential, with [DSA]
17	4740 670	1	J			GEAR KIT, Center Differential, without [DSA]
18	J812 0832	2	J			WASHER, Differential Side Gear, without [DSA]
19	J812 0831	2	J			WASHER, Flat, with or without [DSA] Pinion Thrust
20	5252 502	1	J			PIN, Differential Shaft, with or without [DSA]

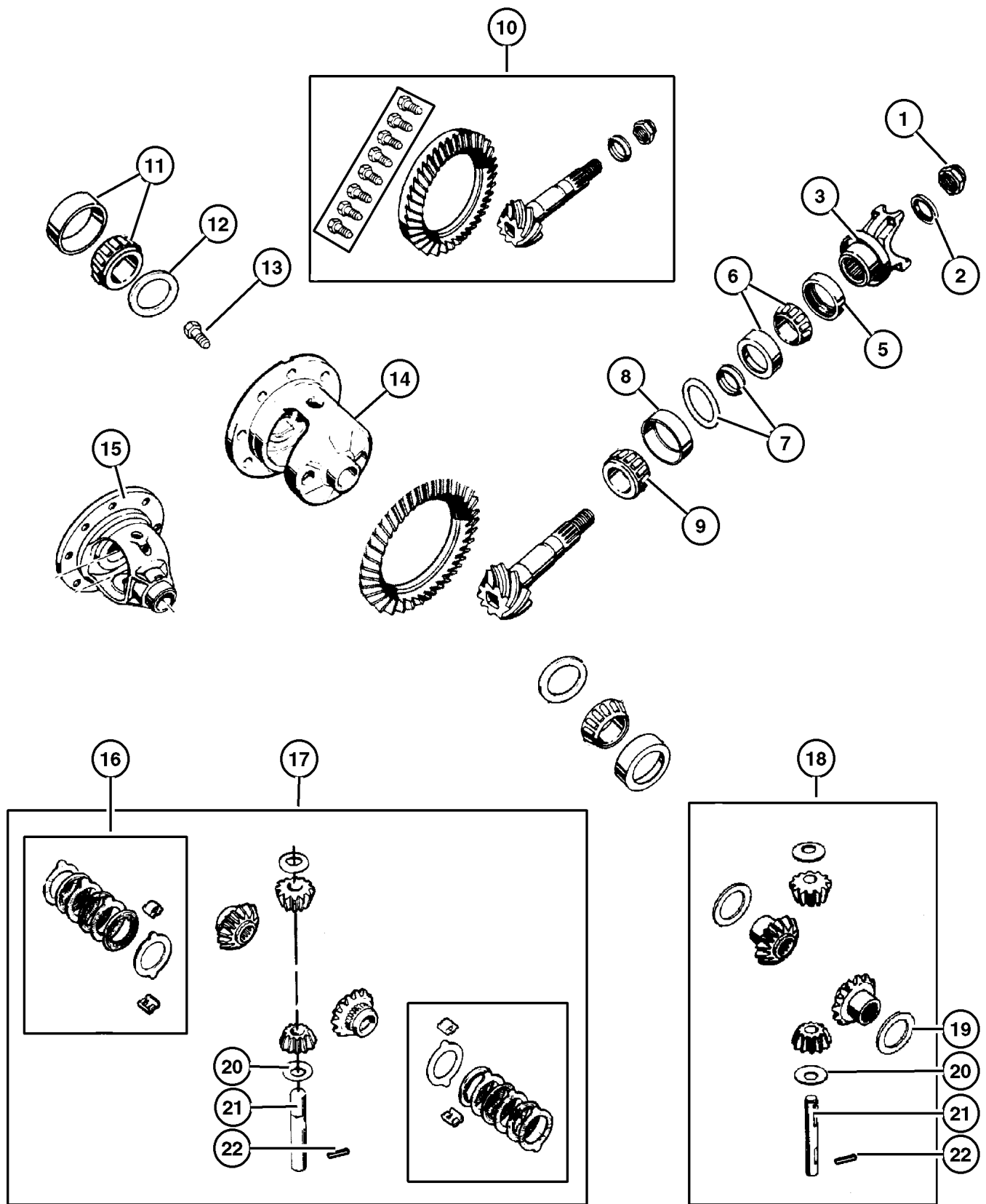
JEEP WRANGLER (TJ)

SERIES	LINE	BODY	ENGINE	TRANSMISSION
H=Sport	J = Wrangler 4WD	77=93.4 WB	EPE, EP0 = 2.5L Power Tech	DGG, DGD = 32RH 3 Spd. Auto.
L=SE	U = Wrangler 4WD (RHD)		ERH, ER0 = 4.0L Power Tech	DDQ = 5 Spd. Manual
P=Sahara				DDD = 5 Speed HD Manual
				DG0 = Auto Trans.
				DBB = Manual Trans.
				DD0 = All 5 Speed Manual

AR = Use as required - = Non illustrated part # = New this model year

February 6, 2002

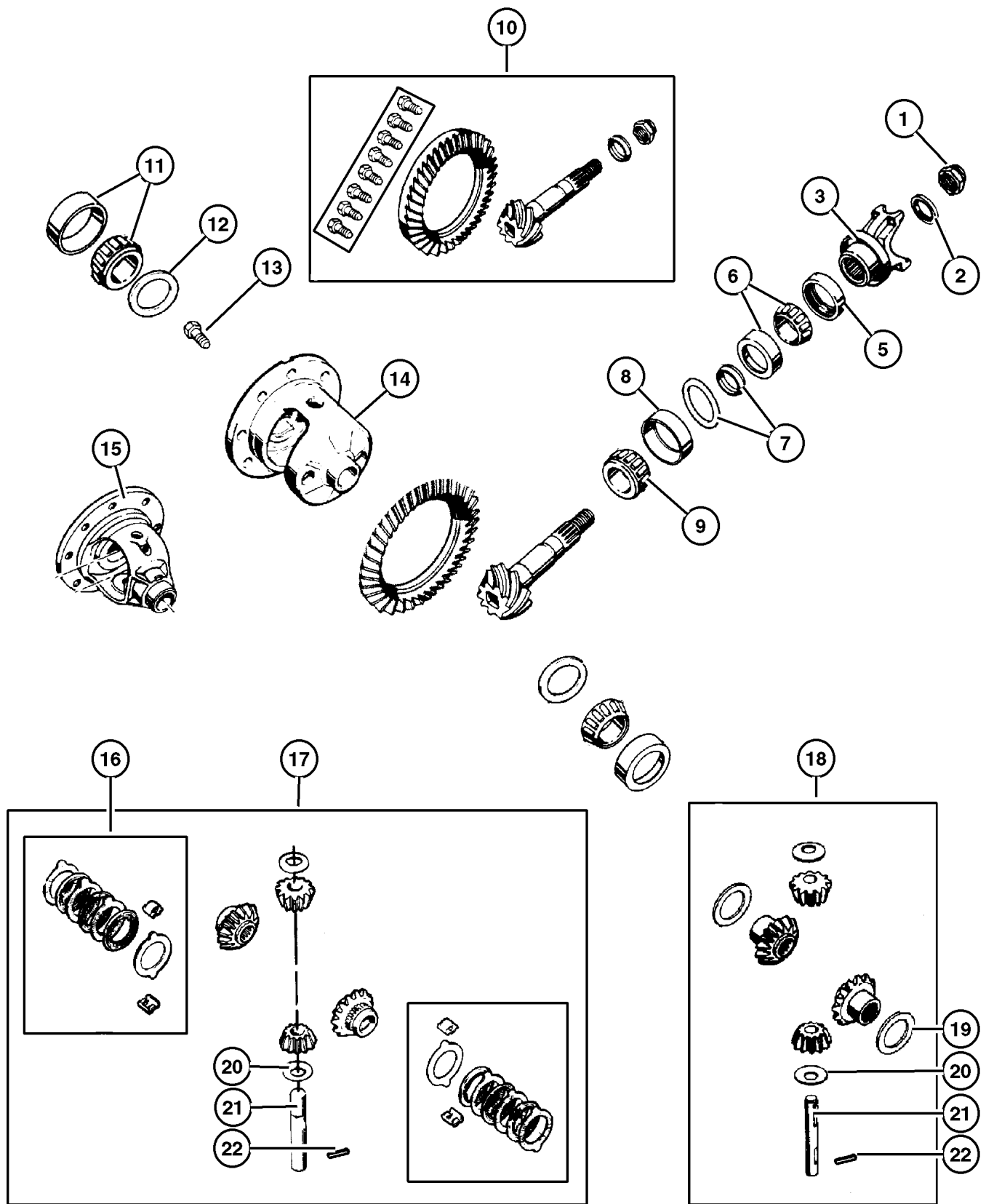
Differential, With and Without Trac-Lok [DSA] Dana 44/226MM [DRK]
Figure 003-240



ITEM	PART NUMBER	QTY	LINE	SERIES	BODY	DESCRIPTION
Note: Sales Codes; manual, 12 Disc Magazine.						
[DME]=Axle Ratio - 3.73 manual, 12 Disc Magazine.						
[DMM]=Axle Ratio - 3.07 manual, 12 Disc Magazine.						
[DRK]=Axle - Rear, Dana 44/226MM manual, 12 Disc Magazine.						
[DSA]=Axle - Anti-Spin Differential manual, 12 Disc Magazine.						
1	1791 575	1	J			NUT, Pinion Yoke
2	1791 576	1	J			WASHER, Pinion Yoke
3	4897 026AA	1	J			YOKE, Axle
-4	4031 974	1	J			SLINGER, Drive Pinion
5	#5019 154AA	1	J			SEAL, Drive Pinion
6	4746 772	1	U			BEARING, Drive Pinion
7	J812 4052	1	J			Bearing and Cup, Front
		1	U			Bearing and Cup, Front
	J812 9221	1	J			SHIM KIT, Pinion Shaft
		1	U			
8	0698 413	1	J			CUP, Bearing Inner
		1	U			Rear
		1	U			Rear
9	J080 7266	1	J			BEARING, Drive Pinion
		1	U			Rear
		1	U			Rear
10	4882 352	1	J			GEAR KIT, Ring And Pinion
		1	U			[DME]
	8350 4197	1	U			[DME]
		1	U			[DMM]
11	4746 733	1	J			BEARING, Differential Case
		1	U			Consists of 2 Bearings and 2 Cups
		1	U			Consists of 2 Bearings and 2 Cups
12	J812 9222	1	J			SHIM KIT, Differential
		1	U			
13						SCREW, Drive Gear

JEEP WRANGLER (TJ)
 SERIES LINE BODY ENGINE TRANSMISSION
 H=Sport J = Wrangler 4WD 77=93.4 WB EPE, EP0 = 2.5L Power Tech DGG, DGD = 32RH 3 Spd. Auto.
 L=SE U = Wrangler 4WD (RHD) ERH, ER0 = 4.0L Power Tech DDQ = 5 Spd. Manual
 P=Sahara DDD = 5 Speed HD Manual
 DGO = Auto Trans.
 DBB = Manual Trans.
 DDO = All 5 Speed Manual

Differential, With and Without Trac-Lok [DSA] Dana 44/226MM [DRK]
Figure 003-240



ITEM	PART NUMBER	QTY	LINE	SERIES	BODY	DESCRIPTION
	5252 503	10	J			Ring Gear, Mounting
		10	U			Ring Gear, Mounting
14	8350 5431	1	J			CASE, Differential with [DSA] with Internal Parts
		1	U			with [DSA] with Internal Parts
15	4778 672	1	J			CASE, Differential, without [DSA] with Internal Parts
16	J099 4345	1	J			DISC AND PLATE KIT, Differential with [DSA]
		1	U			with [DSA]
17	8350 5432	1	J			GEAR KIT, Center Differential with [DSA]
		1	U			with [DSA]
18	4778 595	1	J			GEAR KIT, Center Differential, without [DSA]
19	4137 755	2	J			WASHER, Differential Side Gear, without [DSA]
20	1791 561	1	J			WASHER, Pinion Thrust with or without [DSA]
		2	U			with or without [DSA]
21	8350 3069	1	J			SHAFT, Differential with or without [DSA]
		1	U			with or without [DSA]
22	1791 563	1	J			PIN, Differential Shaft with or without [DSA]
		1	U			with or without [DSA]

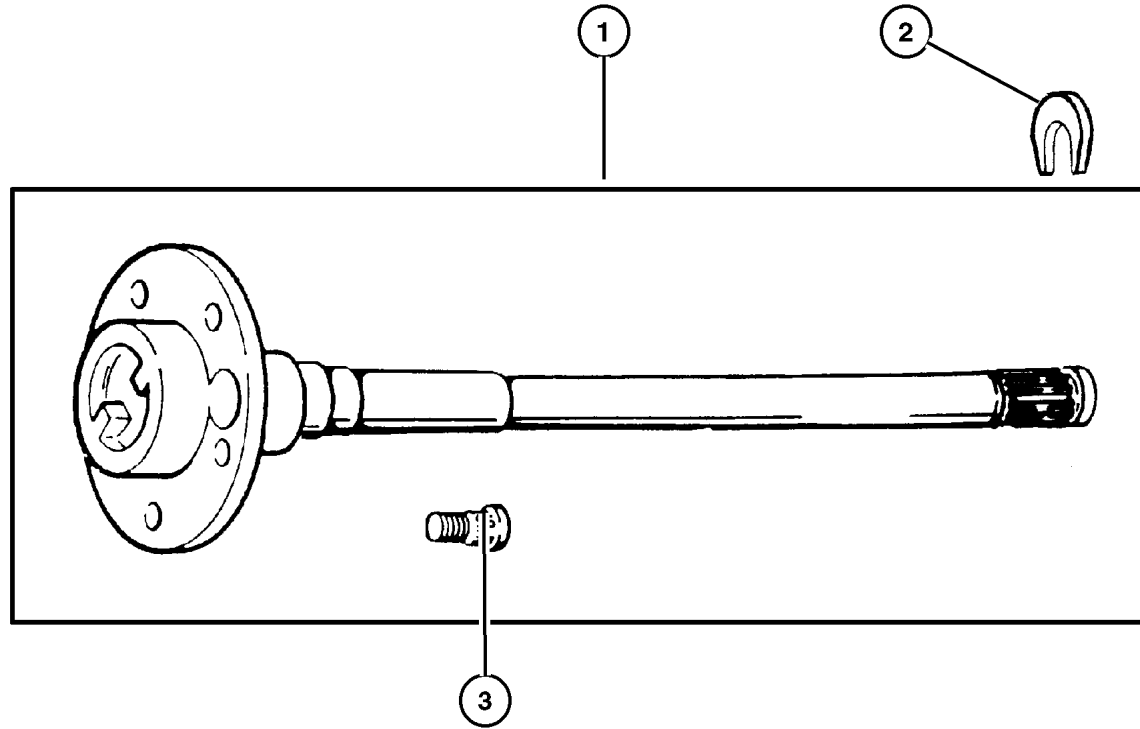
JEEP WRANGLER (TJ)
 SERIES LINE BODY ENGINE TRANSMISSION
 H=Sport J = Wrangler 4WD 77=93.4 WB EPE, EP0 = 2.5L Power Tech DGG, DGD = 32RH 3 Spd. Auto.
 L=SE U = Wrangler 4WD (RHD) ERH, ER0 = 4.0L Power Tech DDQ = 5 Spd. Manual
 P=Sahara DDD = 5 Speed HD Manual
 DG0 = Auto Trans.
 DBB = Manual Trans.
 DDO = All 5 Speed Manual

**Shaft,Rear,Axle,Dana 35/194MM [DRJ]
Figure 003-410**

ITEM	PART NUMBER	QTY	LINE	SERIES	BODY	DESCRIPTION
------	-------------	-----	------	--------	------	-------------

Note:Sales Codes; manual, 12 Disc Magazine.
[DRJ]=Axle - Rear,Dana 35/194MM manual, 12 Disc Magazine.

1	4713 192	1	J			SHAFT, Axle Right
	4713 193	1	J			Left
2	5252 505	2	J			RETAINER, Axle Shaft, Right or Left
3	5011 312AA	10	J			STUD, Hub, Wheel



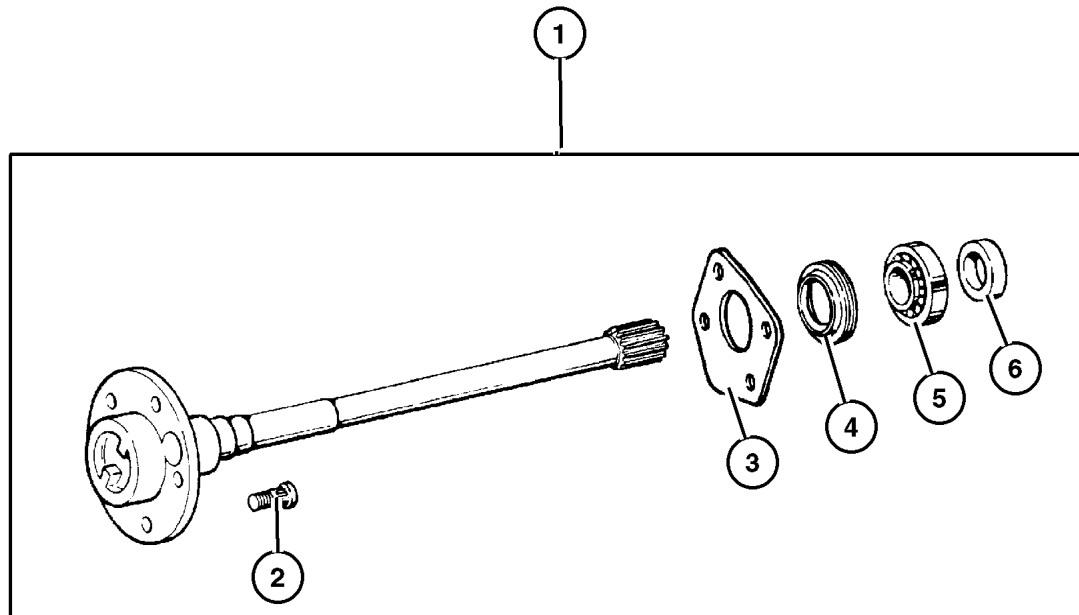
JEEP WRANGLER (TJ)

SERIES	LINE	BODY	ENGINE	TRANSMISSION
H=Sport	J = Wrangler 4WD	77=93.4 WB	EPE, EP0 = 2.5L Power Tech	DGG, DGD = 32RH 3 Spd. Auto.
L=SE	U = Wrangler 4WD (RHD)		ERH, ER0 = 4.0L Power Tech	DDQ = 5 Spd. Manual
P=Sahara				DDD = 5 Speed HD Manual
				DG0 = Auto Trans.
				DBB = Manual Trans.
				DD0 = All 5 Speed Manual

AR = Use as required - = Non illustrated part # = New this model year

February 6, 2002

**Shaft,Rear Axle,Dana 44/226MM [DRK]
Figure 003-420**



ITEM	PART NUMBER	QTY	LINE	SERIES	BODY	DESCRIPTION
------	-------------	-----	------	--------	------	-------------

Note:Sales Codes; manual, 12 Disc Magazine.

[DRK]=Axle - Rear,Dana 44/226MM manual, 12 Disc Magazine.

1						SHAFT, Axle
	4882 350	1	J			Right
	4882 351	1	J			Left
	4882 350	1	U			Right
	4882 351	1	U			Left
2						STUD, Hub
	5011 312AA	10	J			Wheel
		10	U			Wheel
3						RETAINER, Axle Shaft Seal
	5010 811AA	2	J			
		2	U			
4						SEAL, Axle Drive Shaft
	8350 3063	2	J			
		2	U			
5						BEARING, Axle
	8350 3064	2	J			
		2	U			
6						RING, Axle Shaft
	8350 3077	2	J			
		2	U			

JEEP WRANGLER (TJ)

SERIES
H=Sport
L=SE
P=Sahara

LINE
J = Wrangler 4WD
U = Wrangler 4WD (RHD)

BODY
77=93.4 WB

ENGINE
EPE, EP0 = 2.5L Power Tech
ERH, ER0 = 4.0L Power Tech

TRANSMISSION
DGG, DGD = 32RH 3 Spd. Auto.
DDQ = 5 Spd. Manual
DDD = 5 Speed HD Manual
DGO = Auto Trans.
DBB = Manual Trans.
DDO = All 5 Speed Manual

Group – 004

Parking Brake

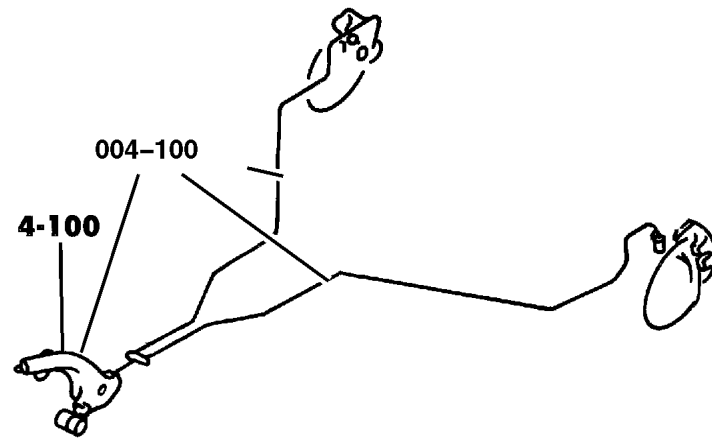
GROUP 4 - Parking Brake


Illustration Title

Group-Fig. No.

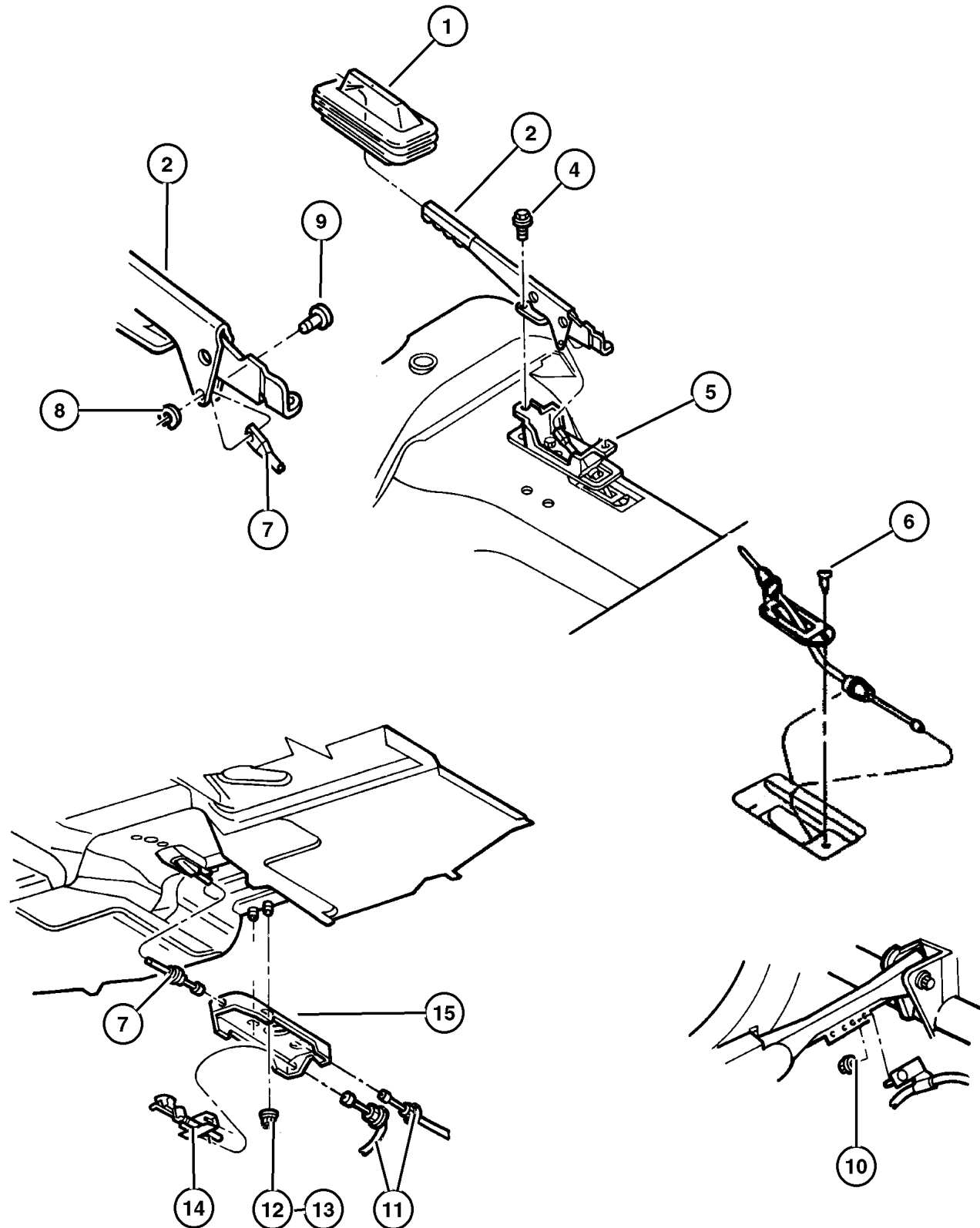
Parking Brake Lever and Cables

Parking Brake Lever and Cables Fig. 004-110



<p>004-100 Parking Brake Lever and Cables</p> 			
---	--	--	--

Parking Brake Lever and Cables Figure 004-110



ITEM	PART NUMBER	QTY	LINE	BODY	DESCRIPTION
Note: Sales Codes; manual, 12 Disc Magazine.					
[CUF]=Console - W/Armrest, Covered Storage manual, 12 Disc Magazine.					
1	5207 8891	1			BOOT, Parking Brake Lever
	#52078 891AB	1			[-CUF] Upto and Including 02-27-00
					[-CUF] 02-28-00 and After
2	52128 203AB	1			LEVER, Park Brake
-3	5212 7960	1			SWITCH, Parking Brake
4	3420 1686	2			BOLT, Hex Flange Head, M12x1.18x35
					Parking Brake Lever to Bracket Mounting
		2			Parking Brake Bracket to Floor Pan Mounting
5	5212 8204	1			BRACKET, Parking Lever
6	0153 644	3			SCREW, .190-16x.500, Front Parking Brake Cable Seal to Floor Pan
7	52128 206AC	1			CABLE, Parking Brake
					Front (upto and Including 01/06/2000)
	52128 206AD	1			Front (01/07/2000 and After)
8	5207 8012	1			CLIP, Parking Brake Cable, Parking Brake Lever
9	5207 8010	1			PIN, Parking Release, Parking Brake Lever
10	6101 695	2			NUT, Hex Flange Lock, M8x1.25, Rear Parking brake Cable to Control Arm Mounting
11					CABLE, Parking Brake
	5200 8362	1	J		Rear, Right
	5200 8363	1	J		Rear, Left
	5200 8362	1	U		Rear, Right
	5200 8363	1	U		Rear, Left
12	6101 695	2			NUT, Hex Flange Lock, M8x1.25, Parking Brake Support Bracket to Floor Pan Mounting-Upto and Including 11/30/99
13	6505 245AA	2			NUT, M8x1.25, Parking Brake Support Bracket to Floor Pan-12/01/99 and After
14	5200 9527	1			TENSIONER, Parking Brake Cable, Adjusting
15					BRACKET, Cable
	52127 952AB	1			Upto and Including 11/30/99
	52127 952AC	1			12/01/99 and After

JEEP WRANGLER (TJ)

SERIES	LINE	BODY	ENGINE	TRANSMISSION
H=Sport	J = Wrangler 4WD	77=93.4 WB	EPE, EP0 = 2.5L Power Tech	DGG, DGD = 32RH 3 Spd. Auto.
L=SE	U = Wrangler 4WD (RHD)		ERH, ER0 = 4.0L Power Tech	DDQ = 5 Spd. Manual
P=Sahara				DDD = 5 Speed HD Manual
				DG0 = Auto Trans.
				DBB = Manual Trans.
				DDO = All 5 Speed Manual

AR = Use as required - = Non illustrated part # = New this model year

February 6, 2002

Group – 005

Service Brakes

GROUP 5 - Service Brakes

Illustration Title

Group-Fig. No.

Front Brakes

Front Brakes Fig. 005-110

Rear Brakes

Rear Drum Brakes Fig. 005-210

Power Brake Booster

Power Brake Booster Fig. 005-310

Brake Master Cylinder

Master Cylinder Fig. 005-410

Brake Lines and Hoses

Hydraulic Control Unit, Anti-lock Brake Fig. 005-510

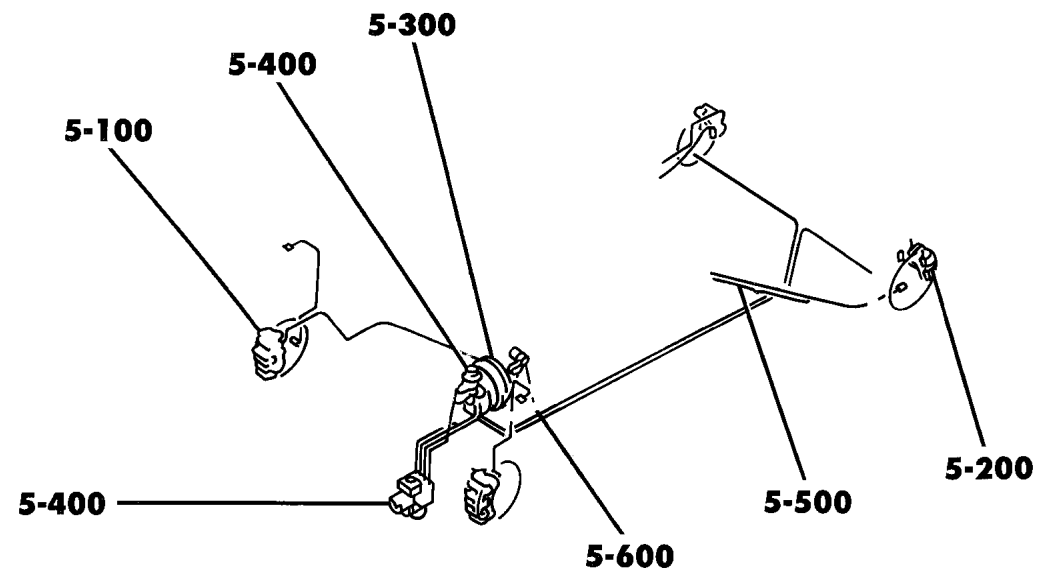
Brake Lines and Hoses w/o ABS Brakes Fig. 005-520

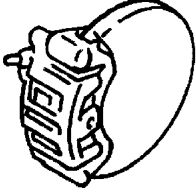
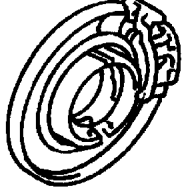
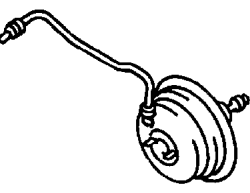

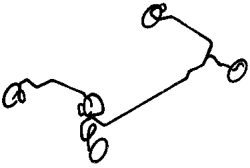

Brake Lines and Hoses Front, with ABS Fig. 005-530

Brake Lines and Hoses Rear, with ABS Fig. 005-540

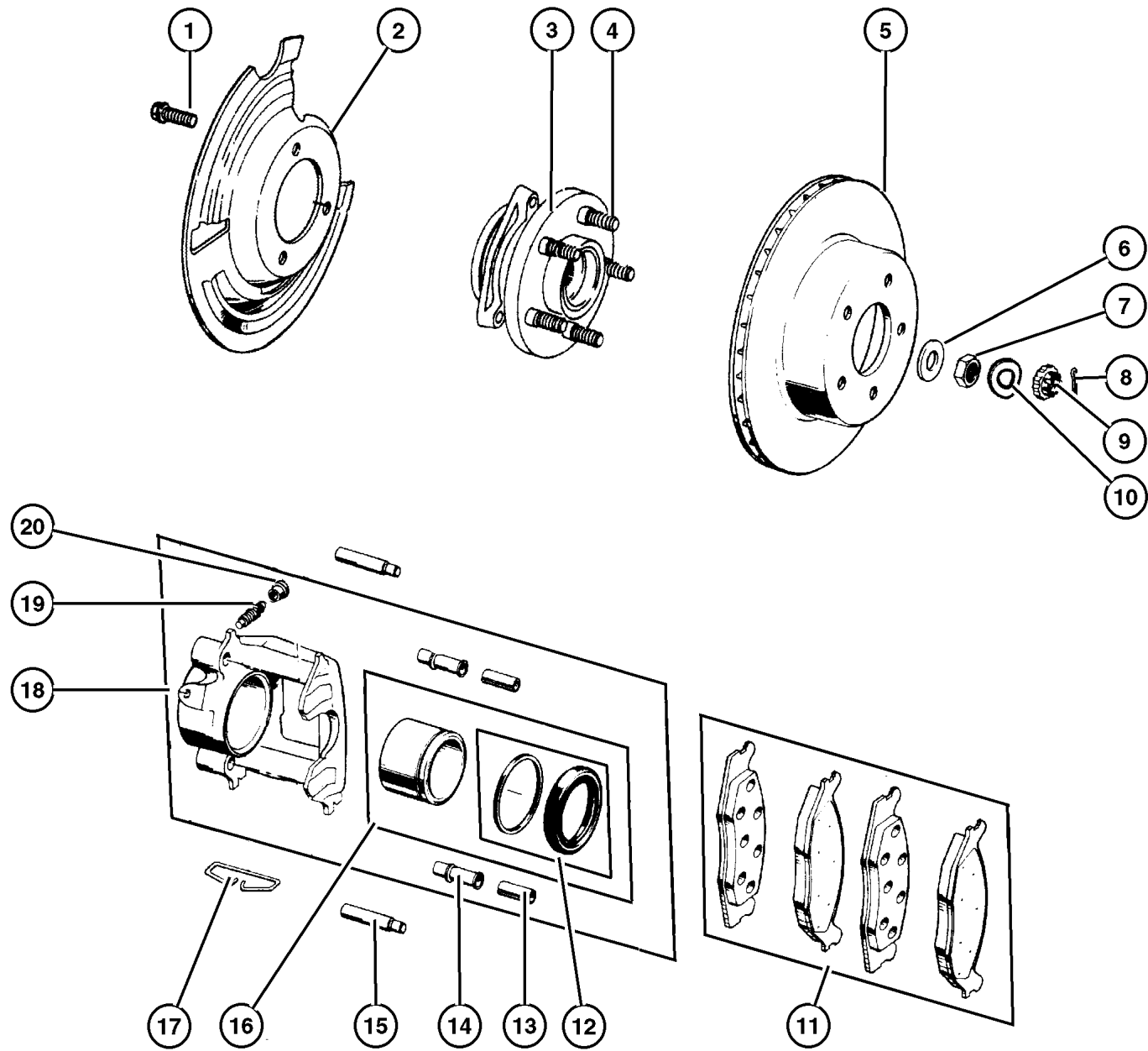
Brake Pedals

Brake Pedal Fig. 005-610



<p>005-100 Front Brakes</p> 	<p>005-200 Rear Brakes</p> 	<p>005-300 Power Brake Booster</p> 	<p>005-400 Brake Master Cylinder</p> 
<p>005-500 Brake Lines and Hoses</p> 	<p>005-600 Brake Pedals</p> 		

Front Brakes Figure 005-110



ITEM	PART NUMBER	QTY	LINE	BODY	DESCRIPTION
1					BOLT
	3420 1535	6	J		Knuckle to Hub and Bearing, Mounting
		6	U		Knuckle to Hub and Bearing, Mounting
2					SHIELD, Brake
	5200 5476	1	J		Right
	5200 5477	1	J		Left
	5200 5476	1	U		Right
	5200 5477	1	U		Left
3					HUB AND BEARING, Brake
	53007 449AC	2	J		
		2	U		
4					STUD, Hub
	6036 194AA	10	J		
		10	U		
5					ROTOR, Brake
	52008 440AB	2	J		
		2	U		
6					WASHER, Flat
	J420 0096	2	J		
		2	U		
7					NUT, Hex
	J420 0095	2	J		
		2	U		
8					PIN, Cotter, M4x40.00
	1101 0069	2	J		
		2	U		
9					RETAINER, Hub Nut
	J420 0097	2	J		
		2	U		
10					WASHER, Wave
	4740 749	2	J		
		2	U		
11					PAD KIT, Front Disc Brake
	4883 344	1	J		
		1	U		
12					BOOT AND SEAL, Disc Brake
	J813 3852	1	J		
		1	U		
13					BUSHING, Disc Brake Caliper
	4383 471	2	J		
		2	U		
14					SLEEVE, Disc Brake Caliper

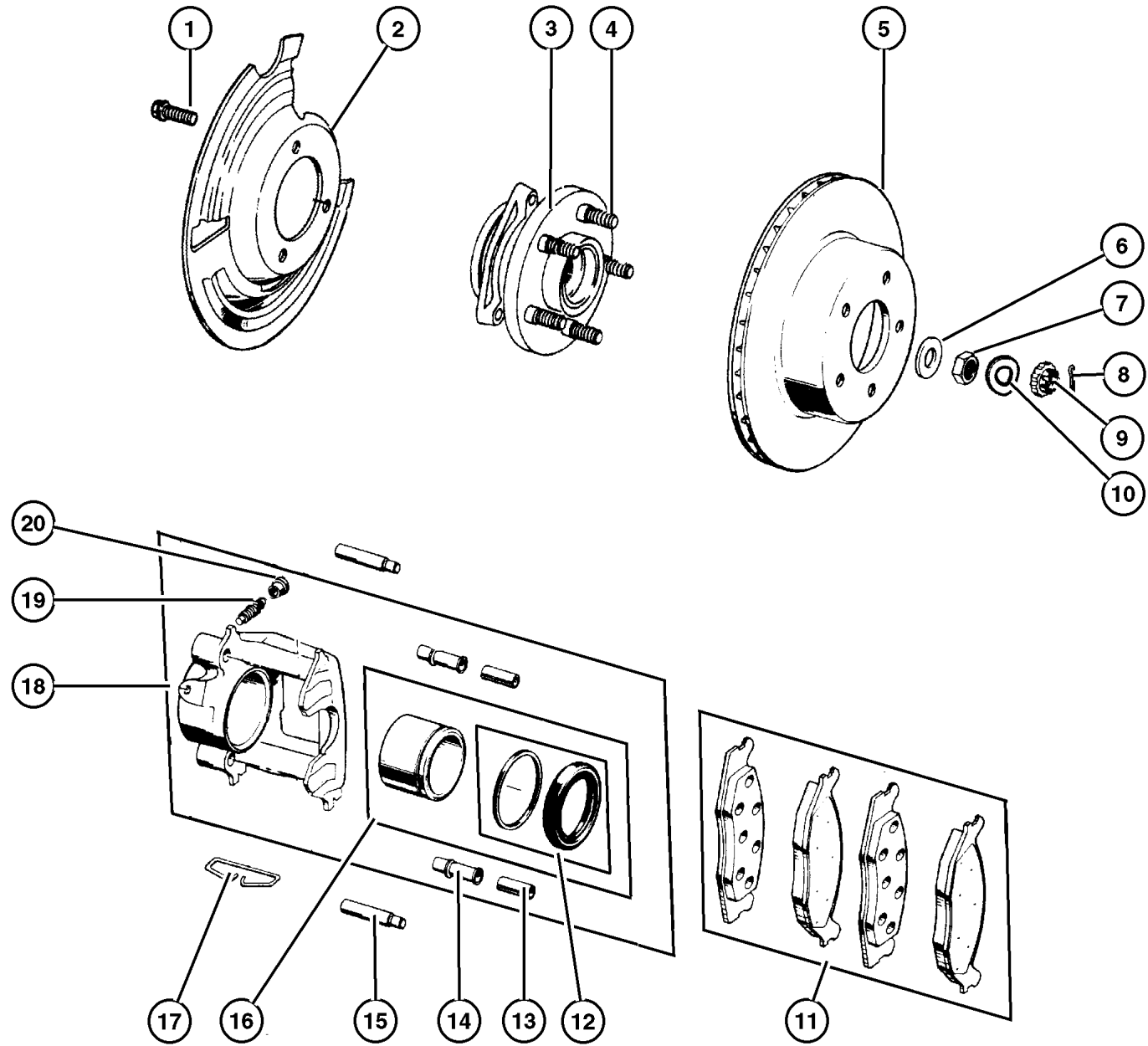
JEEP WRANGLER (TJ)

SERIES	LINE	BODY	ENGINE	TRANSMISSION
H=Sport	J = Wrangler 4WD	77=93.4 WB	EPE, EP0 = 2.5L Power Tech	DGG, DGD = 32RH 3 Spd. Auto.
L=SE	U = Wrangler 4WD (RHD)		ERH, ER0 = 4.0L Power Tech	DDQ = 5 Spd. Manual
P=Sahara				DDD = 5 Speed HD Manual
				DG0 = Auto Trans.
				DBB = Manual Trans.
				DD0 = All 5 Speed Manual

AR = Use as required - = Non illustrated part # = New this model year

February 6, 2002

Front Brakes Figure 005-110



ITEM	PART NUMBER	QTY	LINE	BODY	DESCRIPTION
	4423 573	2	J		
		2	U		
15					PIN, Caliper
	5253 000	4	J		
		1	U		
16					PISTON, Brake
	5252 614	1	J		
		1	U		
17					CLIP, Brake Caliper
	J323 9865	2	J		
		2	U		
18					CALIPER, Disc Brake
	5252 984	1	J		Right
	5252 985	1	J		Left
	5252 984	1	U		Right
	5252 985	1	U		Left
19					SCREW, Bleeder
	J320 3313	1	J		
		1	U		
20					CAP, Bleeder
	4238 717	1	J		
		1	U		

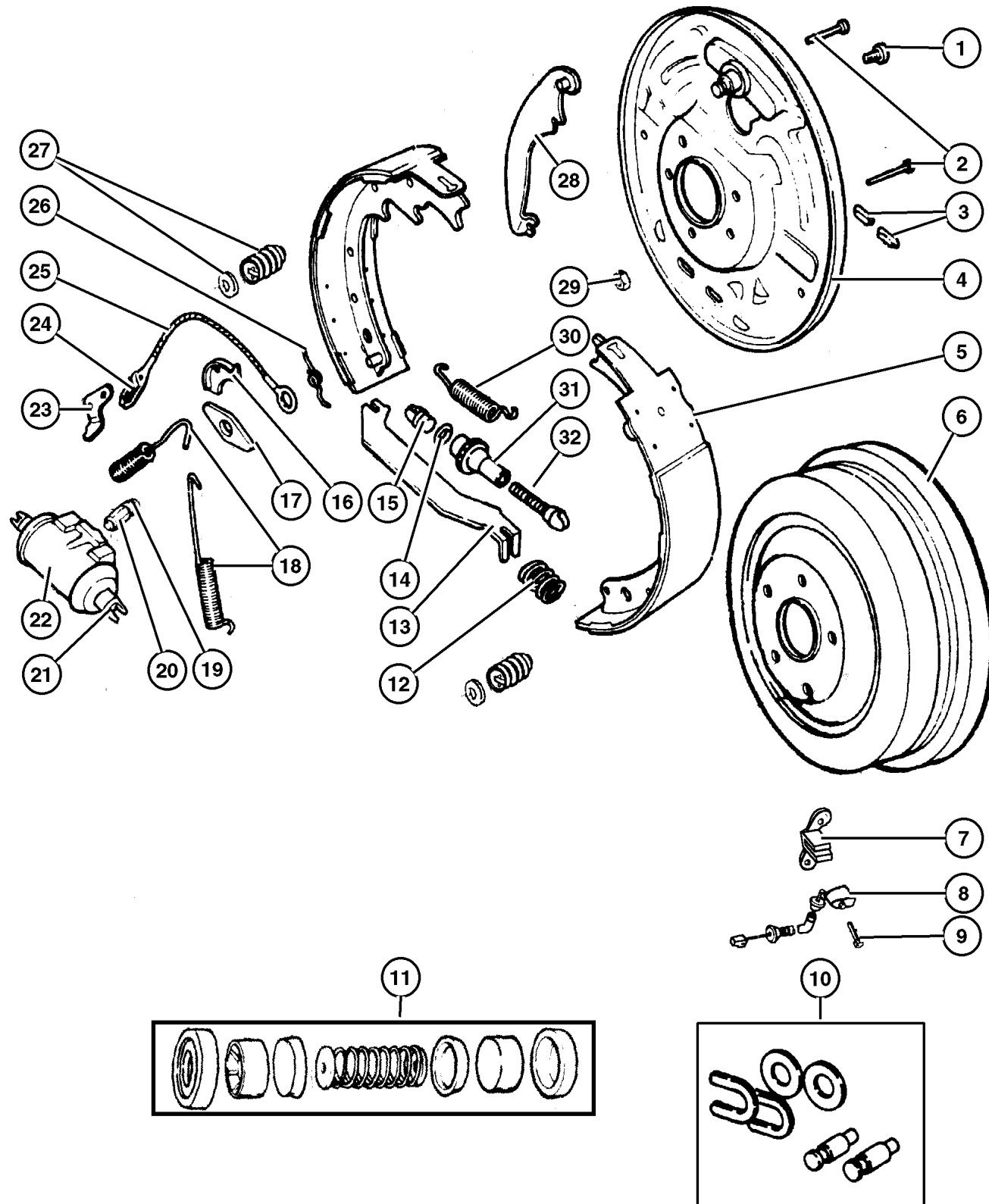
JEEP WRANGLER (TJ)

SERIES	LINE	BODY	ENGINE	TRANSMISSION
H=Sport	J = Wrangler 4WD	77=93.4 WB	EPE, EP0 = 2.5L Power Tech	DGG, DGD = 32RH 3 Spd. Auto.
L=SE	U = Wrangler 4WD (RHD)		ERH, ER0 = 4.0L Power Tech	DDQ = 5 Spd. Manual
P=Sahara				DDD = 5 Speed HD Manual
				DG0 = Auto Trans.
				DBB = Manual Trans.
				DD0 = All 5 Speed Manual

AR = Use as required - = Non illustrated part # = New this model year

February 6, 2002

Rear Drum Brakes Figure 005-210



ITEM	PART NUMBER	QTY	LINE	BODY	DESCRIPTION	
Note: Sales Codes; manual, 12 Disc Magazine.						
[BGA]=Brakes,- Power Front Disc/Rear Drum manual, 12 Disc Magazine.						
[BGK]=Brakes - 4-Wheel Antilock manual, 12 Disc Magazine.						
1	6028 921	2	J		BOLT, Hex Head Wheel Cylinder, Mounting	
2	2260 548	2	U		Wheel Cylinder, Mounting	
		2	U		PIN, Brake Shoe Hold Down	
3	4238 721	3	J		PLUG, Brake Adjusting Hole	
		3	U			
4					PLATE, Brake Backing	
	#5017 760AA	1	J		[BGA], Right	
	5017 761AA	1	J		[BGA], Left	
	4856 718AB	1	J		[BGK], Right	
	4856 719AB	1	J		[BGK], Left	
5	#5017 760AA	1	U		[BGA], Right	
	5017 761AA	1	U		[BGA], Left	
					SHOE AND LINING KIT, drum	
	4723 367AB	1	J		Up To and Including 03-09-00	
	#5019 536AA	1	J		03-10-00 and After	
6	4723 367AB	1	U		Up To and Including 03-09-00	
	#5019 536AA	1	U		03-10-00 and After	
					DRUM, Brake	
7	5200 5350	2	J		BRACKET, Brake Sensor	
		2	U			
8	5602 6766	1	J		Right	
	5602 6767	1	J		Left	
9					SENSOR, Anti-Lock Brakes	
	5602 7728	1	J		Right	
10	5602 7729	1	J		Left	
	8350 4920	2	J		BOLT, Anti-Lock Brake Sensor, Mounting	
11	4049 681	1	J		HARDWARE PACKAGE, Rear Brake	
		1	U			
	5252 630	1	J			REPAIR KIT, Wheel Cylinder
	5252 631	1	J			Up To and Including 03-09-00
	5252 630	1	U		03-10-00 and After	
	5252 631	1	U		Up To and Including 03-09-00	
					03-10-00 and After	

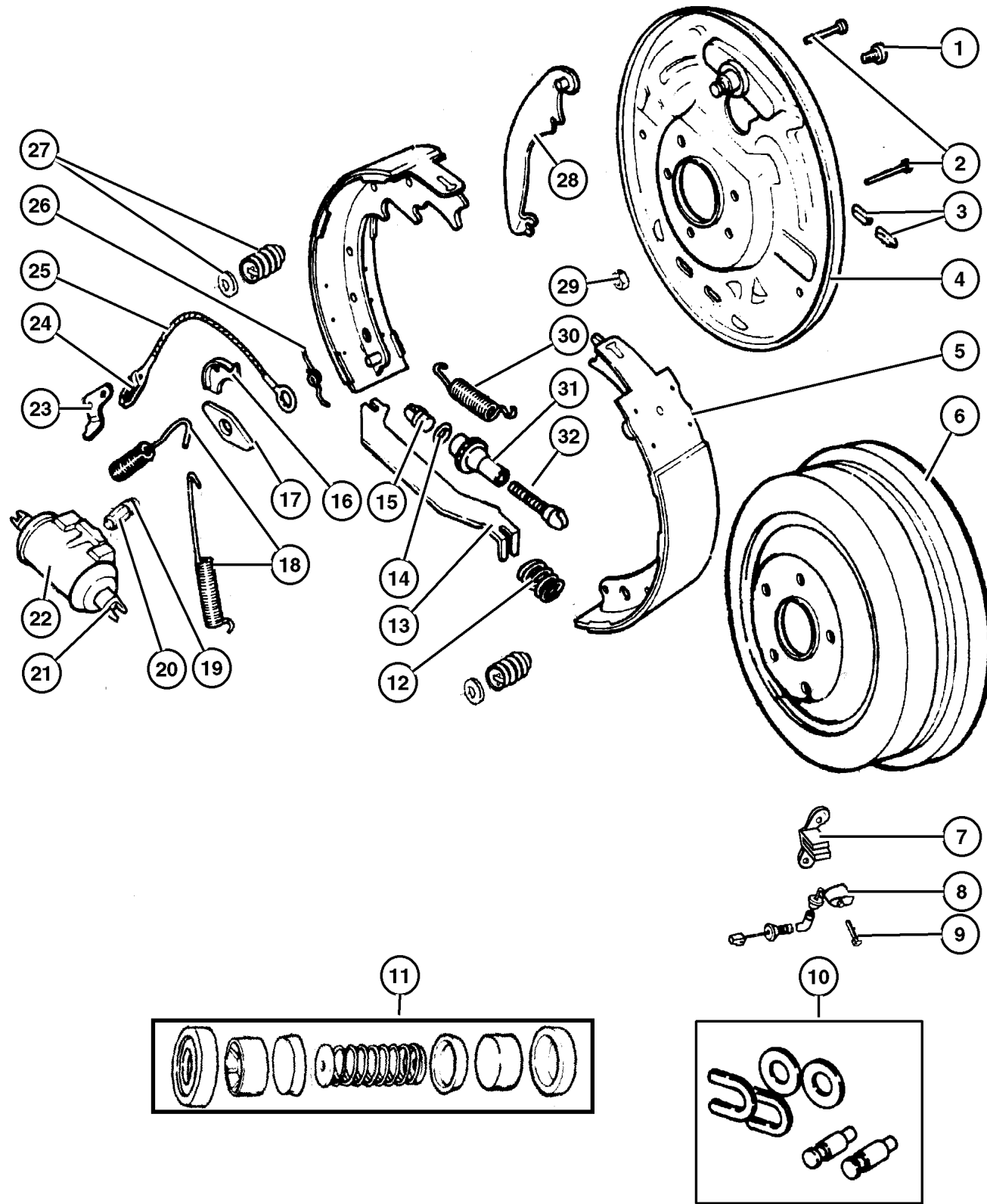
JEEP WRANGLER (TJ)
 SERIES LINE
 H=Sport J = Wrangler 4WD
 L=SE U = Wrangler 4WD (RHD)
 P=Sahara

BODY
 77=93.4 WB

ENGINE
 EPE, EP0 = 2.5L Power Tech
 ERH, ER0 = 4.0L Power Tech

TRANSMISSION
 DGG, DGD = 32RH 3 Spd. Auto.
 DDQ = 5 Spd. Manual
 DDD = 5 Speed HD Manual
 DG0 = Auto Trans.
 DBB = Manual Trans.
 DD0 = All 5 Speed Manual

Rear Drum Brakes Figure 005-210



ITEM	PART NUMBER	QTY	LINE	BODY	DESCRIPTION
12					SPRING, Parking Brake Strut, Purchase Strut, (NOT SERVICED)
13	4713 590	1	J		STRUT, Parking Brake
		1	U		
14	6027 559	1	J		WASHER, Adjuster Button
		1	U		
15					BUTTON, Rear Brake Auto Adjust
	2944 586	1	J		
		1	U		
16					GUIDE, Brake Adjusting Cable
	2260 793	1	J		
		1	U		
17					PLATE, Brake Shoe Guide
	4313 075	1	J		
		1	U		
18					SPRING, Brake Shoe Return
	2881 676	2	J		
		2	U		
19					CAP, Bleeder
	4238 717	1	J		
		1	U		
20					SCREW, Bleeder
	3766 674	1	J		
		1	U		
21					LINK, Brake, Purchase Wheel Cylinder , (NOT SERVICED)
22					CYLINDER, Wheel
	4423 601	1	J		Up To and Including 03-09-00
	4313 056	1	J		03-10-00 and After
	4423 601	1	U		Up To and Including 03-09-00
	4313 056	1	U		03-10-00 and After
23					LEVER, Park Brake Adjusting
	4761 759	1	J		
		1	U		
24					SPRING, Adjuster Cable
	3461 660	1	J		
		1	U		
25					CABLE, Brake Automatic Adjuster
	3461 662	1	J		
		1	U		
26					SPRING, Brake Auto Adjuster Lever

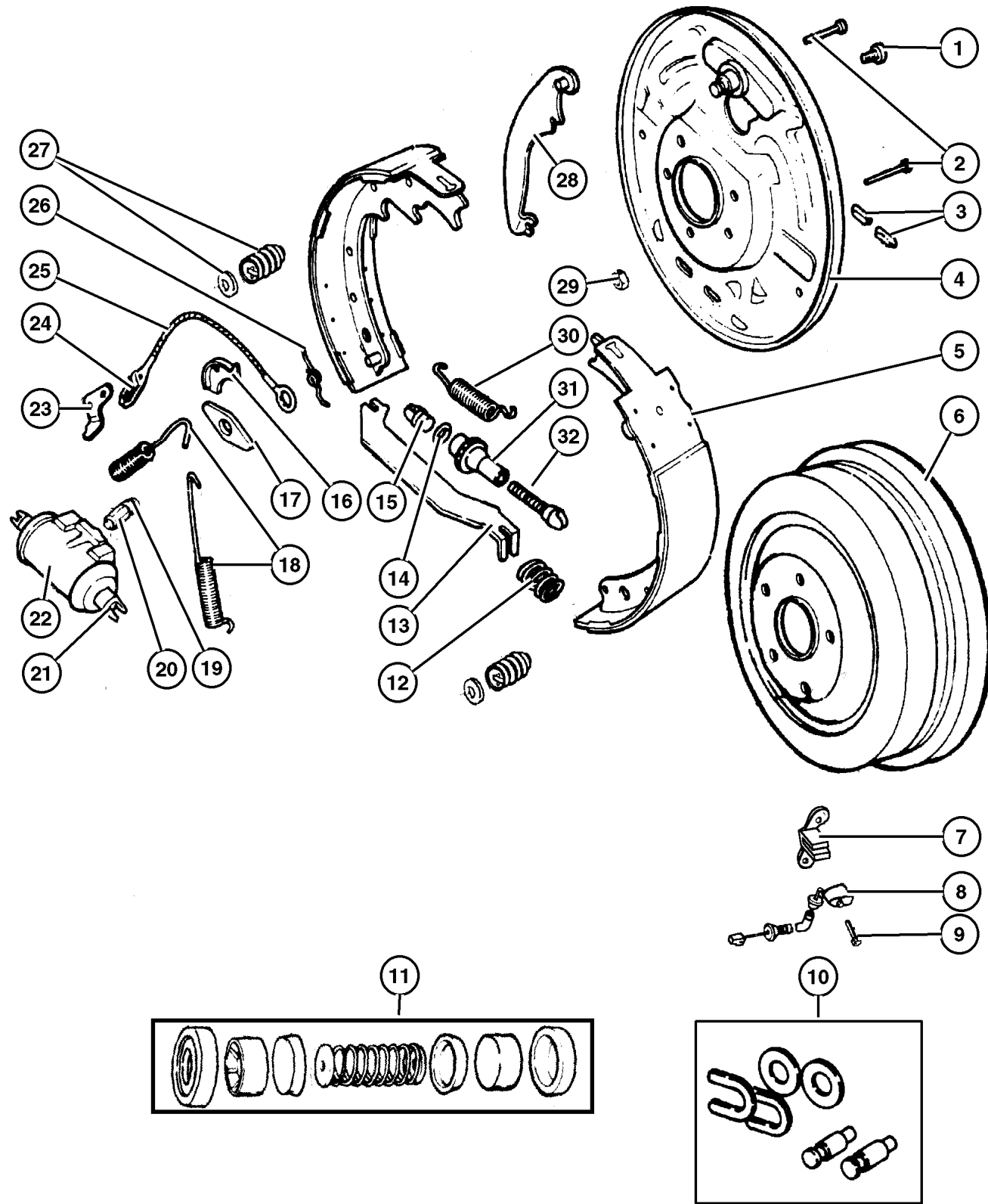
JEEP WRANGLER (TJ)

SERIES	LINE	BODY	ENGINE	TRANSMISSION
H=Sport	J = Wrangler 4WD	77=93.4 WB	EPE, EP0 = 2.5L Power Tech	DGG, DGD = 32RH 3 Spd. Auto.
L=SE	U = Wrangler 4WD (RHD)		ERH, ER0 = 4.0L Power Tech	DDQ = 5 Spd. Manual
P=Sahara				DDD = 5 Speed HD Manual
				DG0 = Auto Trans.
				DBB = Manual Trans.
				DD0 = All 5 Speed Manual

AR = Use as required - = Non illustrated part # = New this model year

February 6, 2002

Rear Drum Brakes
Figure 005-210

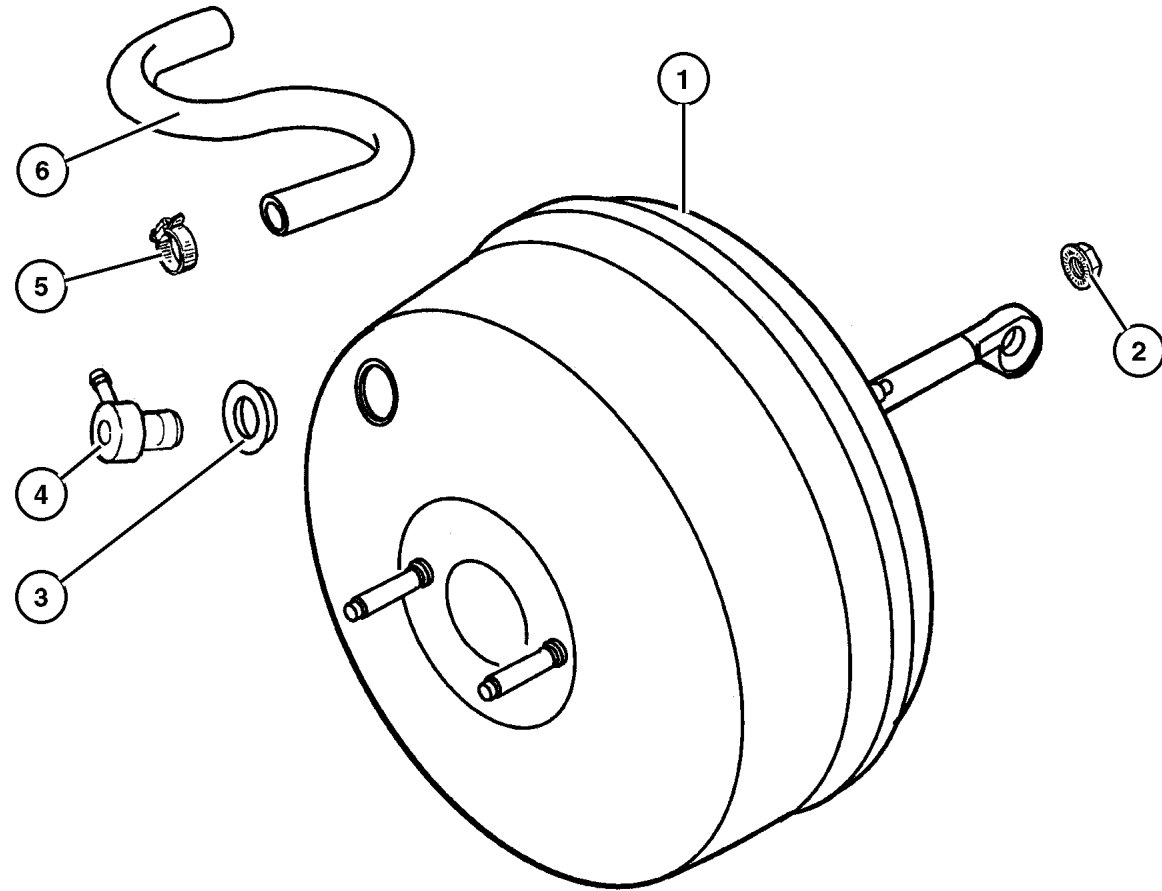


ITEM	PART NUMBER	QTY	LINE	BODY	DESCRIPTION
	2944 580	1	J		Right
	2944 581	1	J		Left
	2944 580	1	U		Right
	2944 581	1	U		Left
27					SPRING, Brake Shoe Hold Down
	4313 062	2	J		
		2	U		
28					LEVER, Park Brake
	4313 810	1	J		Right
	4313 811	1	J		Left
	4313 810	1	U		Right
	4313 811	1	U		Left
29					NUT, Hex Flange Lock
	J941 1783	8	J		Backing Plate to Axle Housing
		8	U		Backing Plate to Axle Housing
30					SPRING, Brake Shoe to Shoe
	4423 085	1	J		
		1	U		
31					NUT, Rear Brake Auto Adjust Pivot
	2944 692	1	J		Right
	2944 693	1	J		Left
	2944 692	1	U		Right
	2944 693	1	U		Left
32					SCREW, Brake Adjusting
	4423 898	1	J		Right
	4423 899	1	J		Left
	4423 898	1	U		Right
	4423 899	1	U		Left

JEEP WRANGLER (TJ)
 SERIES LINE BODY ENGINE TRANSMISSION
 H=Sport J = Wrangler 4WD 77=93.4 WB EPE, EP0 = 2.5L Power Tech DGG, DGD = 32RH 3 Spd. Auto.
 L=SE U = Wrangler 4WD (RHD) ERH, ER0 = 4.0L Power Tech DDQ = 5 Spd. Manual
 P=Sahara DDD = 5 Speed HD Manual
 DG0 = Auto Trans.
 DBB = Manual Trans.
 DD0 = All 5 Speed Manual

**Power Brake Booster
Figure 005-310**

ITEM	PART NUMBER	QTY	LINE	BODY	DESCRIPTION
Note:Sales Codes; manual, 12 Disc Magazine.					
[EP0]=Engines - All 2.5L 4 Cylinder Gas manual, 12 Disc Magazine.					
[ER0]=Engines - All 4.0L 6 Cylinder Gas manual, 12 Disc Magazine.					
1	4798 158AB	1			BOOSTER, Power Brake
2	J400 3909	4			NUT, Hex Flange With Serration, Booster to Dash, Mounting
3	4883 813AA	1			GROMMET, Brake Booster Check Valve
4	4584 098	1			VALVE, Brake Booster Check
5	2448 770	2			CLAMP, Hose
6					HOSE, Brake Vacuum
	5212 8229	1	J		[EP0]
	3879 277	1	J		[ER0]

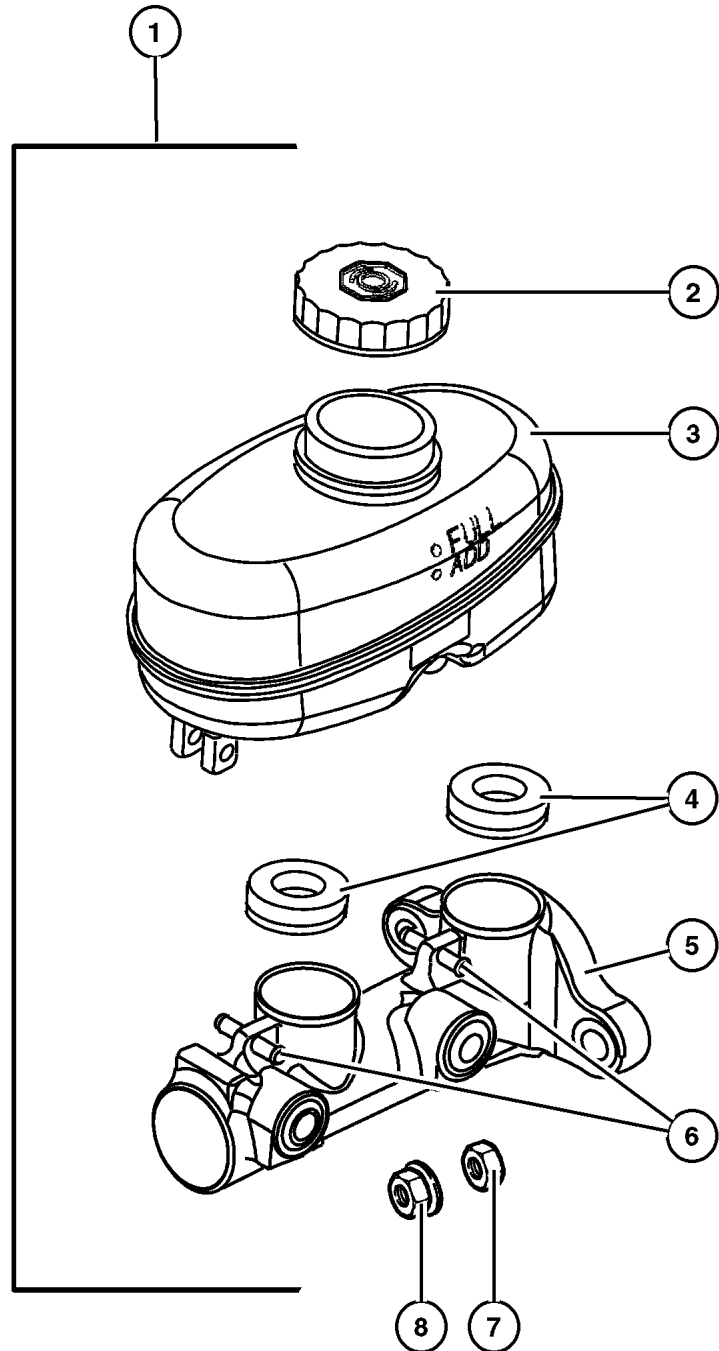


JEEP WRANGLER (TJ)				
SERIES	LINE	BODY	ENGINE	TRANSMISSION
H=Sport	J = Wrangler 4WD	77=93.4 WB	EPE, EP0 = 2.5L Power Tech	DGG, DGD = 32RH 3 Spd. Auto.
L=SE	U = Wrangler 4WD (RHD)		ERH, ER0 = 4.0L Power Tech	DDQ = 5 Spd. Manual
P=Sahara				DDD = 5 Speed HD Manual
				DG0 = Auto Trans.
				DBB = Manual Trans.
				DD0 = All 5 Speed Manual

AR = Use as required - = Non illustrated part # = New this model year

February 6, 2002

**Master Cylinder
Figure 005-410**



ITEM	PART NUMBER	QTY	LINE	BODY	DESCRIPTION
1	4798 157	1			MASTER CYLINDER, Brake
2	4683 656	1			CAP, Master Cylinder Reservoir
3	4761 943	1			RESERVOIR, Brake Master Cylinder, Includes items 4,5,6
4	4723 389	2			GROMMET, Master Cylinder Reservoir, Mounting
5	4723 395	1			SEAL, Master Cylinder To Booster, Mounting
6	4723 394	1			PIN, Master Cylinder Reservoir, Mounting
7	5017 194AA	2			NUT, Master Cylinder to Brake Booster Stud, Mounting
8	3420 1711	2			NUT, Hex Flange, M8x1.25, Combination Valve Bracket to Master Cylinder Stud, Mounting

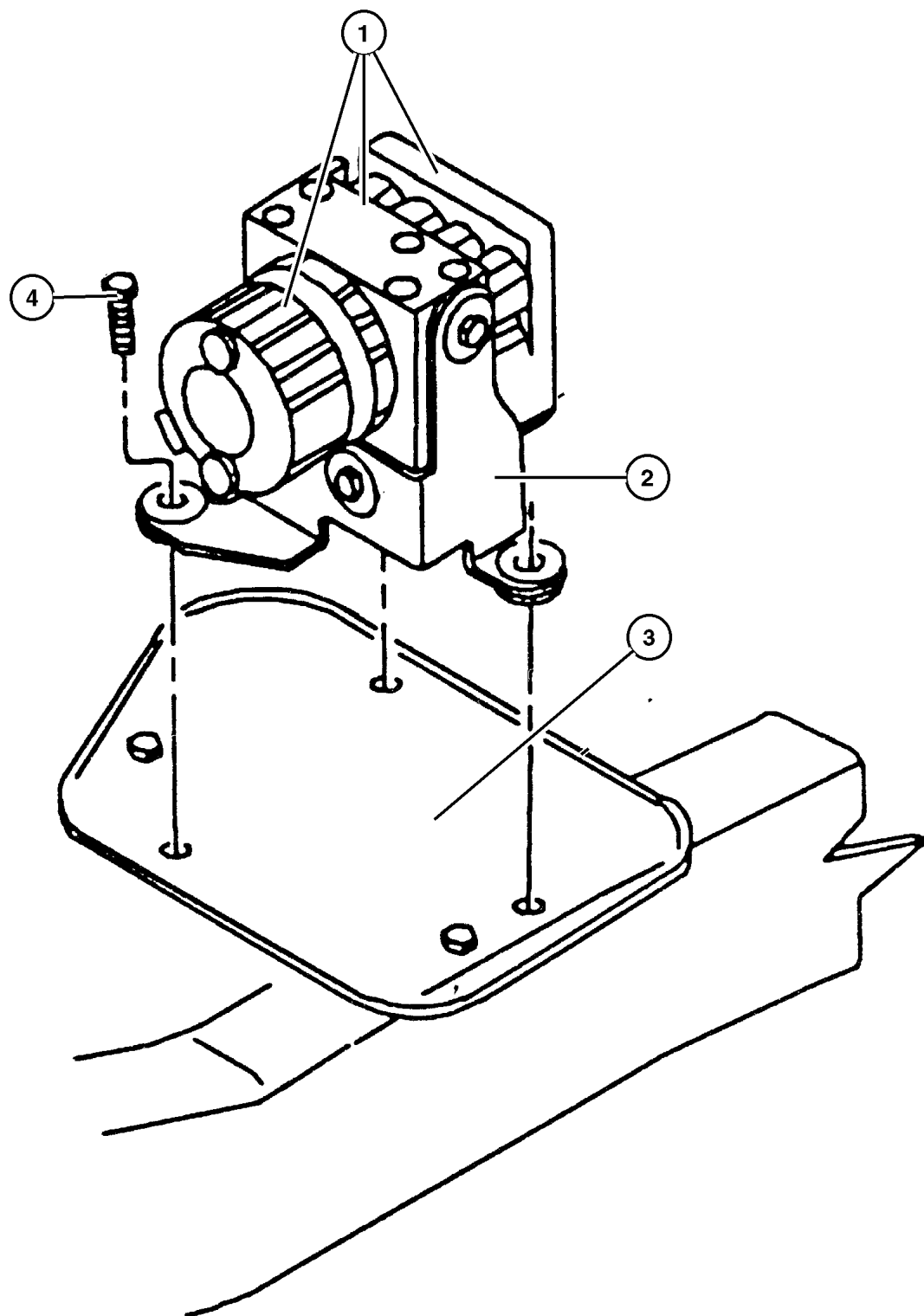
JEEP WRANGLER (TJ)

SERIES	LINE	BODY	ENGINE	TRANSMISSION
H=Sport	J = Wrangler 4WD	77=93.4 WB	EPE, EP0 = 2.5L Power Tech	DGG, DGD = 32RH 3 Spd. Auto.
L=SE	U = Wrangler 4WD (RHD)		ERH, ER0 = 4.0L Power Tech	DDQ = 5 Spd. Manual
P=Sahara				DDD = 5 Speed HD Manual
				DG0 = Auto Trans.
				DBB = Manual Trans.
				DDO = All 5 Speed Manual

AR = Use as required - = Non illustrated part # = New this model year

February 6, 2002

**Hydraulic Control Unit, Anti-lock Brake
Figure 005-510**




ITEM	PART NUMBER	QTY	LINE	BODY	DESCRIPTION
1	5212 7930	1			CONTROL UNIT, Anti-Lock Brake
2	5200 8401	1			BRACKET, Brake Control Unit
3					BRACKET, ABS Sensor
	5517 6141	1	J		HCU Mounting Tray
	5517 6142	1	U		HCU Mounting Tray
4	3420 1888	3			SCREW, Hex Head, HCU Bracket to Tray, Mounting

JEEP WRANGLER (TJ)				
SERIES	LINE	BODY	ENGINE	TRANSMISSION
H=Sport	J = Wrangler 4WD	77=93.4 WB	EPE, EP0 = 2.5L Power Tech	DGG, DGD = 32RH 3 Spd. Auto.
L=SE	U = Wrangler 4WD (RHD)		ERH, ER0 = 4.0L Power Tech	DDQ = 5 Spd. Manual
P=Sahara				DDD = 5 Speed HD Manual
				DG0 = Auto Trans.
				DBB = Manual Trans.
				DDO = All 5 Speed Manual

AR = Use as required - = Non illustrated part # = New this model year

February 6, 2002

Brake Lines and Hoses w/o ABS Brakes
Figure 005-520



ITEM	PART NUMBER	QTY	LINE	BODY	DESCRIPTION
1	5212 7970	1			BRACKET, Brake Valve
2	5200 8443	1	J		TUBE, Brake, Proportioning Valve to Left Front Brake Hose
3	5200 8399	1			TUBE, Brake, Master Cylinder to Proportioning Valve, Secondary
4	5200 8398	1			TUBE, Brake, Master Cylinder to Proportioning Valve, Primary
5	52128 245AB	3			CLIP, Brake Tube, Line Spacer
6	5200 9115	1			VALVE, Proportioning
7	52008 442AC	1	J		TUBE, Brake, Proportioning Valve to Right Front Hose
8	5200 8385	1	J		TUBE, Brake, Proportioning Valve to Rear Brake Hose
9					CLIP, Latch&Line
	3420 2688	5	J		Brake Line to Frame
		1	U		Brake Line to Frame
10	J400 6700	2			BOLT, Banjo, Brake Hose
11	3420 1670	2			SCREW, Pan Head, M8-1.25x13, Front brake Hose to Frame
12	52008 675AC	1			HOSE, Brake, Front, Left
13	J323 7672	4			GASKET, Brake Hose To Caliper
14	3420 1912	1			SCREW, Self Tapping, M6x1x14, Brake Tube Shield to Axle Tube
15	5212 8189	1			SHIELD, Brake Line, Tube Rear Axle
16					TUBE, Brake
	5200 8402	1			Rear ,Dana 35, Right
	5200 9092	1			Rear ,Dana 44, Right
17					TUBE, Brake
	5200 8403	1			Rear ,Dana 35, Left
	5200 9093	1			Rear ,Dana 44, Left
18	5200 8391	1			HOSE, Brake, Rear
19	4137 696	1			SCREW, Brake Tee, .437-20x2.07, Rear Axle Vent and Hose Mounting
20	5212 8175	2			CLIP, Brake Attaching Tube, 3 Way, Double Tube Brake line
21	52008 674AC	1			HOSE, Brake, Front, Right

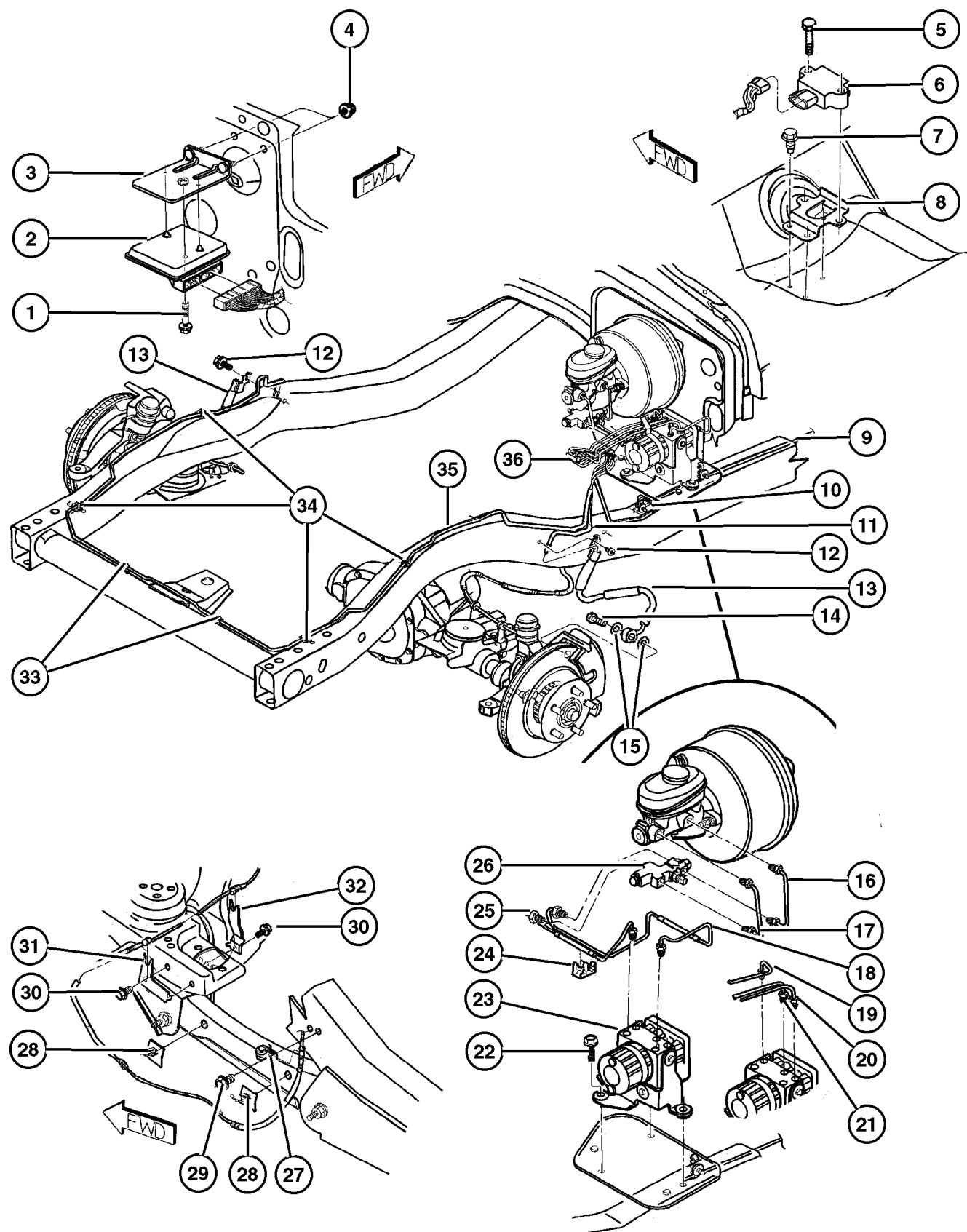
JEEP WRANGLER (TJ)

SERIES	LINE	BODY	ENGINE	TRANSMISSION
H=Sport	J = Wrangler 4WD	77=93.4 WB	EPE, EP0 = 2.5L Power Tech	DGG, DGD = 32RH 3 Spd. Auto.
L=SE	U = Wrangler 4WD (RHD)		ERH, ER0 = 4.0L Power Tech	DDQ = 5 Spd. Manual
P=Sahara				DDD = 5 Speed HD Manual
				DG0 = Auto Trans.
				DBB = Manual Trans.
				DDO = All 5 Speed Manual

AR = Use as required - = Non illustrated part # = New this model year

February 6, 2002

Brake Lines and Hoses Front,with ABS Figure 005-530



ITEM	PART NUMBER	QTY	LINE	BODY	DESCRIPTION
Note: HCU=Hydraulic Control Unit manual, 12 Disc Magazine.					
1					SCREW AND WASHER, M6x1.00x30.0, Quantity 1, (NOT SERVICED)
2	56027 271AB	1			MODULE, Anti-Lock Brake System
3	5602 7878	1			BRACKET, Module
4					NUT AND WASHER, .25x20, Quantity 2, (NOT SERVICED)
5	6035 991AA	2			SCREW, Hex Flange Head, G Switch to ABS Bracket Mounting
6	56006 315AB	1			SWITCH, Anti Lock Brake Accelerat
7					SCREW, Self Piercing, .25-14x.625, Quantity 3, (NOT SERVICED)
8	5602 7944	1			BRACKET, ABS Sensor
9	5200 8386	1	J		TUBE, Brake, HCU to Brake Hose Rear
10					CLIP, Latch&Line
	3420 2688	5	J		
		1	U		
11	5200 8545	1	J		TUBE, Brake, HCU to Left Brake
12	3420 1670	2			SCREW, Pan Head, M8-1.25x13, Brake Hose to Frame Mounting
13					HOSE, Brake
	52008 674AC	1			Front, Right
	52008 675AC	1			Front, Left
14	J400 6700	2			BOLT, Banjo, Front Brake Hose Mounting
15	J323 7672	4			GASKET, Brake Hose To Caliper
16	5200 8399	1			TUBE, Brake, Master Cylinder to Combination Valve Secondary
17	5200 8398	1			TUBE, Brake, Master Cylinder to Combination Valve Primary
18	5200 8641	1	J		HOSE, Brake, Combination Valve to HCU Secondary
19	5200 8386	1	J		TUBE, Brake, HCU to Brake Hose Rear
20	52008 544AB	1	J		TUBE, Brake, HCU to Right Brake
21	5200 8545	1	J		TUBE, Brake, HCU to Left Brake
22	3420 1888	3			SCREW, Hex Head, HCU to Bracket Mounting
23	5212 7930	1			CONTROL UNIT, Anti-Lock Brake
24	5200 8940	1			CLIP, Brake Line, Spacer
25	5200 8640	1	J		HOSE, Brake, Brake Combination Valve to HCU Primary
26	5200 8549	1			VALVE, Combination
27					CLIP, Brake Speed Sensor, Quantity 2, (NOT SERVICED)
28	5212 8162	4			RETAINER, Push On, ABS Sensor Wire
29	3420 1888	2			SCREW, Hex Head
30	3420 1912	4			SCREW, Self Tapping, M6x1x14
31					BRACKET, Shock Absorber
	5200 8884	1			Inboard Sensor, Right
	5200 8885	1			Inboard Sensor, Left

JEEP WRANGLER (TJ)

SERIES
H=Sport
L=SE
P=Sahara

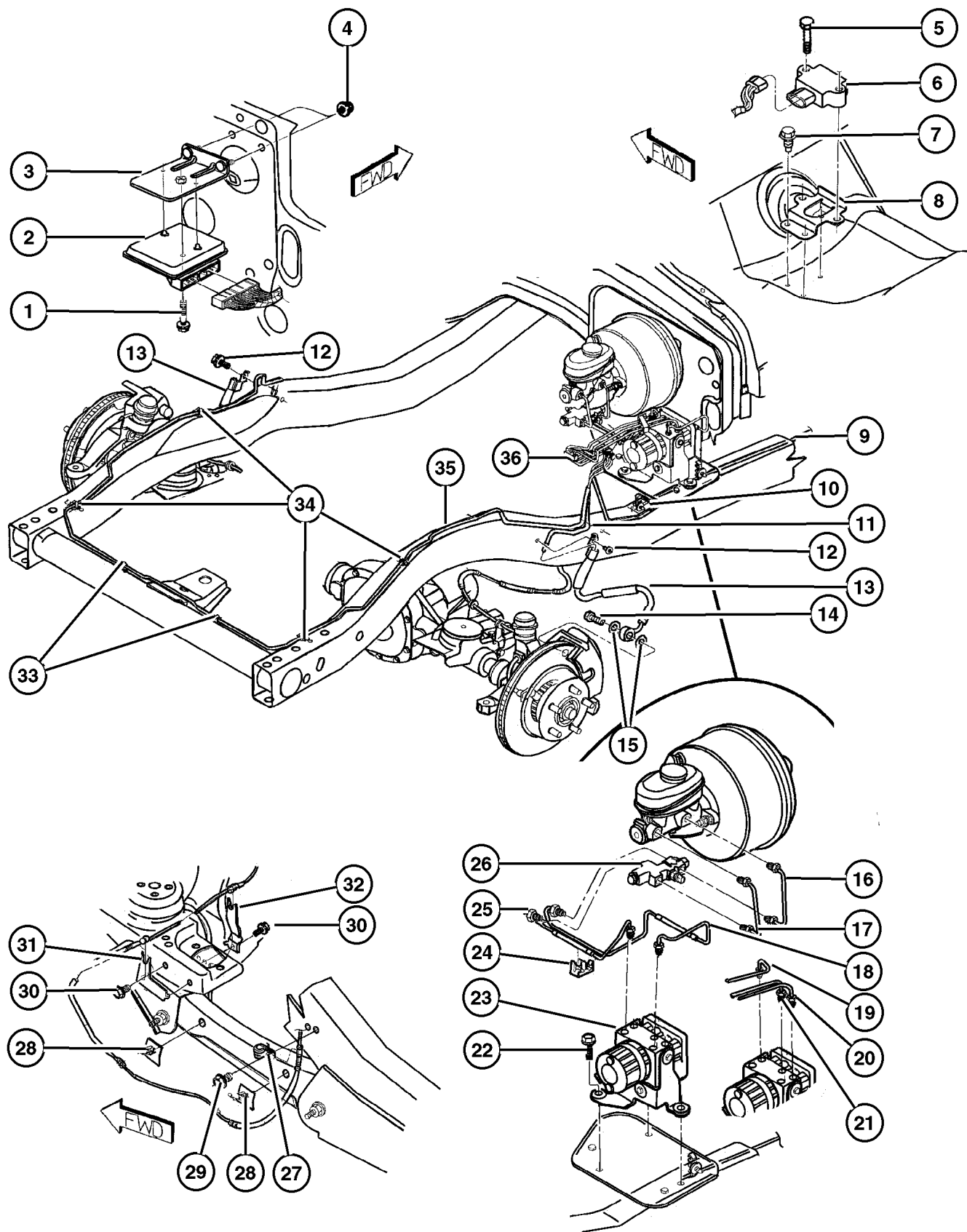
LINE
J = Wrangler 4WD
U = Wrangler 4WD (RHD)

BODY
77=93.4 WB

ENGINE
EPE, EP0 = 2.5L Power Tech
ERH, ER0 = 4.0L Power Tech

TRANSMISSION
DGG, DGD = 32RH 3 Spd. Auto.
DDQ = 5 Spd. Manual
DDD = 5 Speed HD Manual
DGO = Auto Trans.
DDB = Manual Trans.
DDO = All 5 Speed Manual

Brake Lines and Hoses Front,with ABS
Figure 005-530



ITEM	PART NUMBER	QTY	LINE	BODY	DESCRIPTION
32					BRACKET, Shock Absorber
	5200 8780	1			Outboard Sensor, Right
	5200 8781	1			Outboard Sensor, Left
33	5212 8175	2			CLIP, Brake Attaching Tube, 3 Way, Brake to to Front Frame
34	3420 2688	5	J		CLIP, Latch&Line, Brake to to Frame Rail
35	52008 544AB	1	J		TUBE, Brake, HCU to Right Brake
36	52128 245AB	2			CLIP, Brake Tube, 3-Way Locking Spacer at Dash

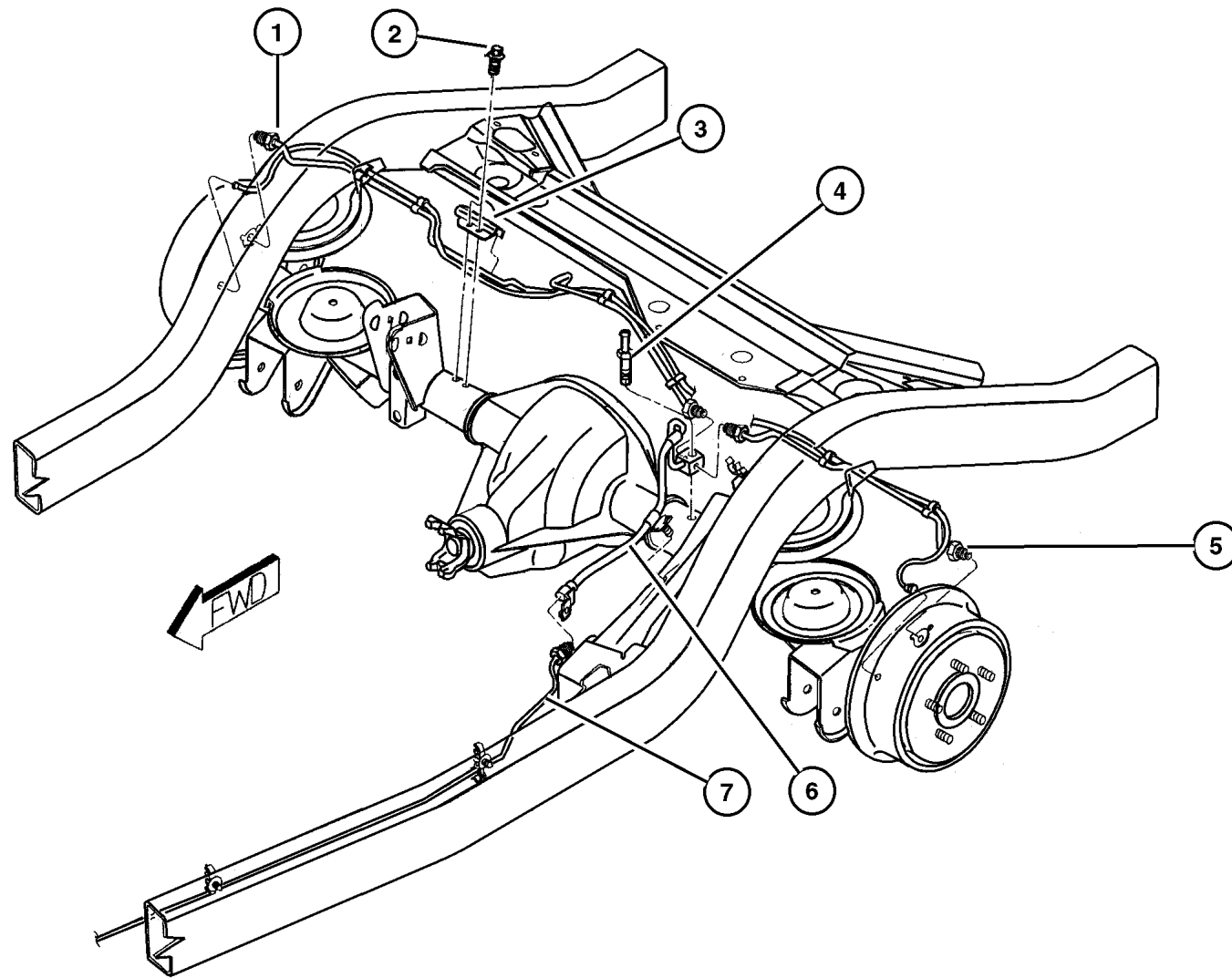
JEEP WRANGLER (TJ)

SERIES	LINE	BODY	ENGINE	TRANSMISSION
H=Sport	J = Wrangler 4WD	77=93.4 WB	EPE, EP0 = 2.5L Power Tech	DGG, DGD = 32RH 3 Spd. Auto.
L=SE	U = Wrangler 4WD (RHD)		ERH, ER0 = 4.0L Power Tech	DDQ = 5 Spd. Manual
P=Sahara				DDD = 5 Speed HD Manual
				DG0 = Auto Trans.
				DBB = Manual Trans.
				DD0 = All 5 Speed Manual

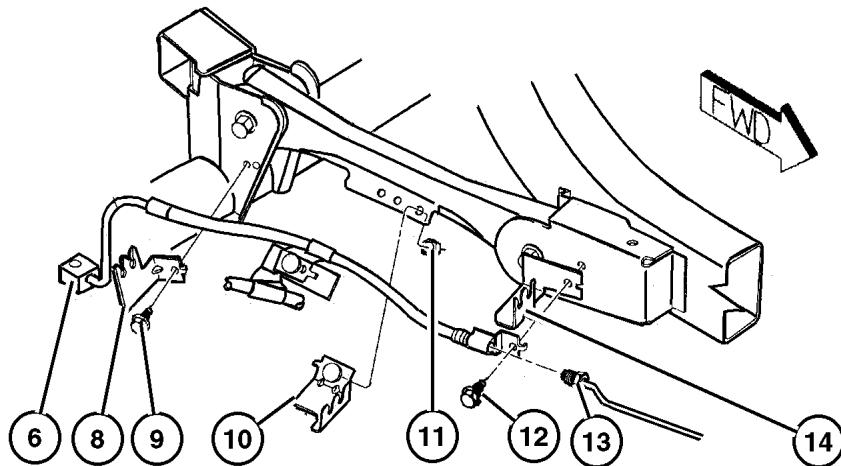
AR = Use as required - = Non illustrated part # = New this model year

February 6, 2002

Brake Lines and Hoses Rear,with ABS Figure 005-540



ITEM	PART NUMBER	QTY	LINE	BODY	DESCRIPTION
Note: HCU=Hydraulic Control Unit manual, 12 Disc Magazine.					
1	5200 8402	1			TUBE, Brake, Rear Axle to Right Brake
2	3420 1912	2			SCREW, Self Tapping, M6x1x14, Brake Tube Shield to Axle Tube
3	5212 8189	1			SHIELD, Brake Line, Rear Axle
4	4137 696	1			SCREW, Brake Tee, .437-20x2.07, Rear Axle Vent and Brake Tee Mounting
5	5200 8403	1			TUBE, Brake, Rear Axle to Left Brake
6	5200 8391	1			HOSE, Brake, Rear
7	5200 8386	1	J		TUBE, Brake, HCU to Brake Hose Rear
8	5602 6757	1			BRACKET, Anti-Lock Brake Sensor
9	3420 1912	1			SCREW, Self Tapping, M6x1x14, Rear ABS Sensor Mounting
10	5200 8920	1			BRACKET, ABS Sensor, Left
11	6101 695	1			NUT, Hex Flange Lock, M8x1.25, Sensor Bracket to Control Arm
12	6502 711	1			BOLT, ABS Sensor, Rear Brake Hose to Left Rear Control Arm Mounting
13	5200 8386	1	J		TUBE, Brake, HCU to Brake Hose Rear
14	5200 8919	1			BRACKET, ABS Sensor, Rear Frame Rail Sensor Wire Mounting



JEEP WRANGLER (TJ)

SERIES
H=Sport
L=SE
P=Sahara

LINE
J = Wrangler 4WD
U = Wrangler 4WD (RHD)

BODY
77=93.4 WB

ENGINE
EPE, EP0 = 2.5L Power Tech
ERH, ER0 = 4.0L Power Tech

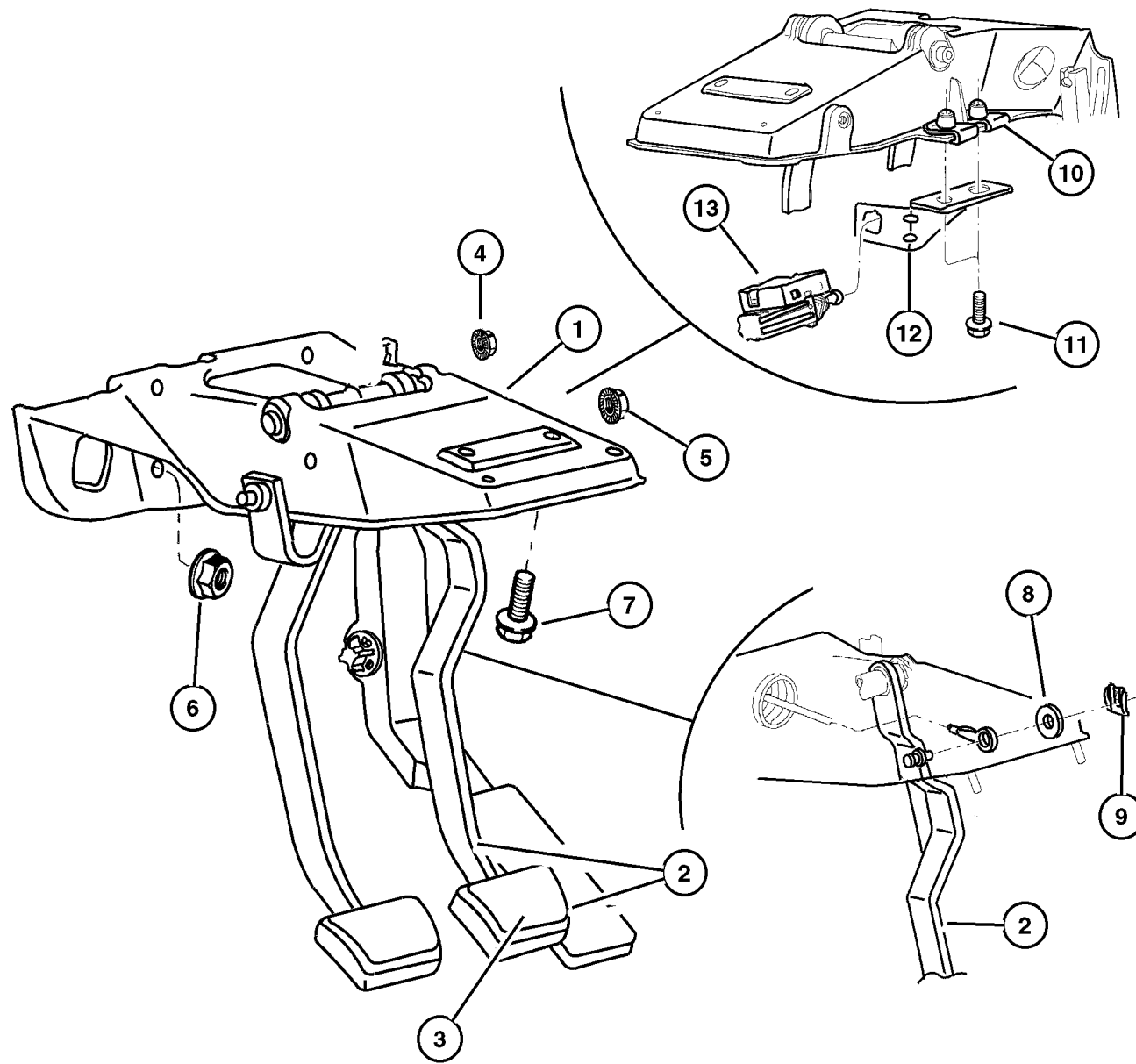
TRANSMISSION
DGG, DGD = 32RH 3 Spd. Auto.
DDQ = 5 Spd. Manual
DDD = 5 Speed HD Manual
DGO = Auto Trans.
DBB = Manual Trans.
DDO = All 5 Speed Manual

AR = Use as required - = Non illustrated part # = New this model year

February 6, 2002

Brake Pedal Figure 005-610

ITEM	PART NUMBER	QTY	LINE	BODY	DESCRIPTION
1					BRACKET, Brake Pedal, (Serv. Assy.), (NOT SERVICED)
2					PEDAL, Brake
	52128 017AB	1	J		w/Manual Trans.
	52128 052AB	1	U		w/Manual Trans.
	52129 008AE	1	J		w/ Auto Trans.
	52129 038AD	1	U		w/ Auto Trans.
3					PAD, Pedal
	4779 027	1	J		w/ Auto Trans.
		1	U		w/ Auto Trans.
	5200 2750	1	J		w/ Manual Trans.
		1	U		w/ Manual Trans.
4	4446 361	1			BUSHING, Hydraulic Clutch Actuator
5					NUT, Engine Mounting, M12 x 1.75
	6502 585	1	J		
		1	U		
6	J400 3909	2			NUT, Hex Flange With Serration
7					SCREW AND WASHER, (NOT SERVICED)
8					WASHER, (NOT SERVICED)
9	6035 334	1			CLIP, Brake Push Rod
10					NUT, U, M6x1, (NOT SERVICED)
11					SCREW AND WASHER, M6x1.00x25.00, (NOT SERVICED)
12					BRACKET, Brake Switch Mounting, (NOT SERVICED)
13	4671 336	1			SWITCH, Stop Lamp



JEEP WRANGLER (TJ)

SERIES	LINE	BODY	ENGINE	TRANSMISSION
H=Sport	J = Wrangler 4WD	77=93.4 WB	EPE, EP0 = 2.5L Power Tech	DGG, DGD = 32RH 3 Spd. Auto.
L=SE	U = Wrangler 4WD (RHD)		ERH, ER0 = 4.0L Power Tech	DDQ = 5 Spd. Manual
P=Sahara				DDD = 5 Speed HD Manual
				DG0 = Auto Trans.
				DBB = Manual Trans.
				DD0 = All 5 Speed Manual

AR = Use as required - = Non illustrated part # = New this model year

February 6, 2002

Group – 006

Clutch

GROUP 6 - Clutch

Illustration Title

Group-Fig. No.

Clutch

CLUTCH Fig. 006-110

Clutch Housing

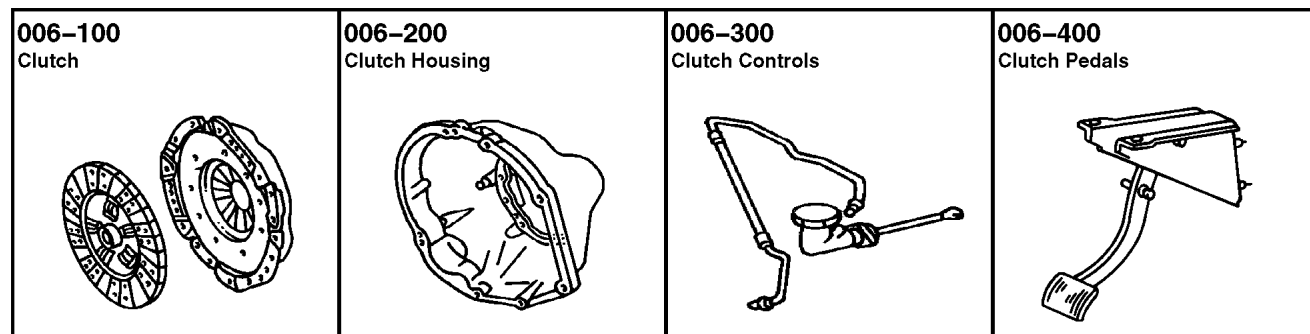
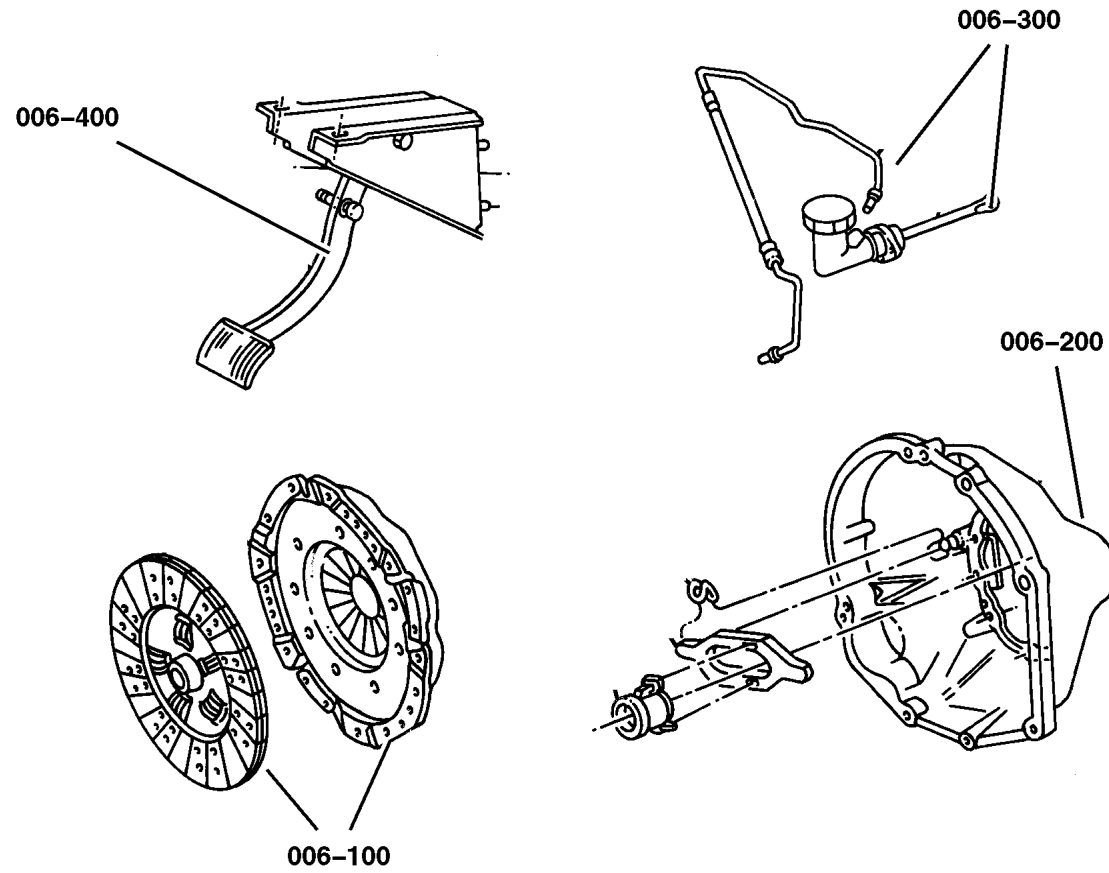
Housing and Pan, Clutch Fig. 006-210

Clutch Controls

Control, Clutch Fig. 006-310

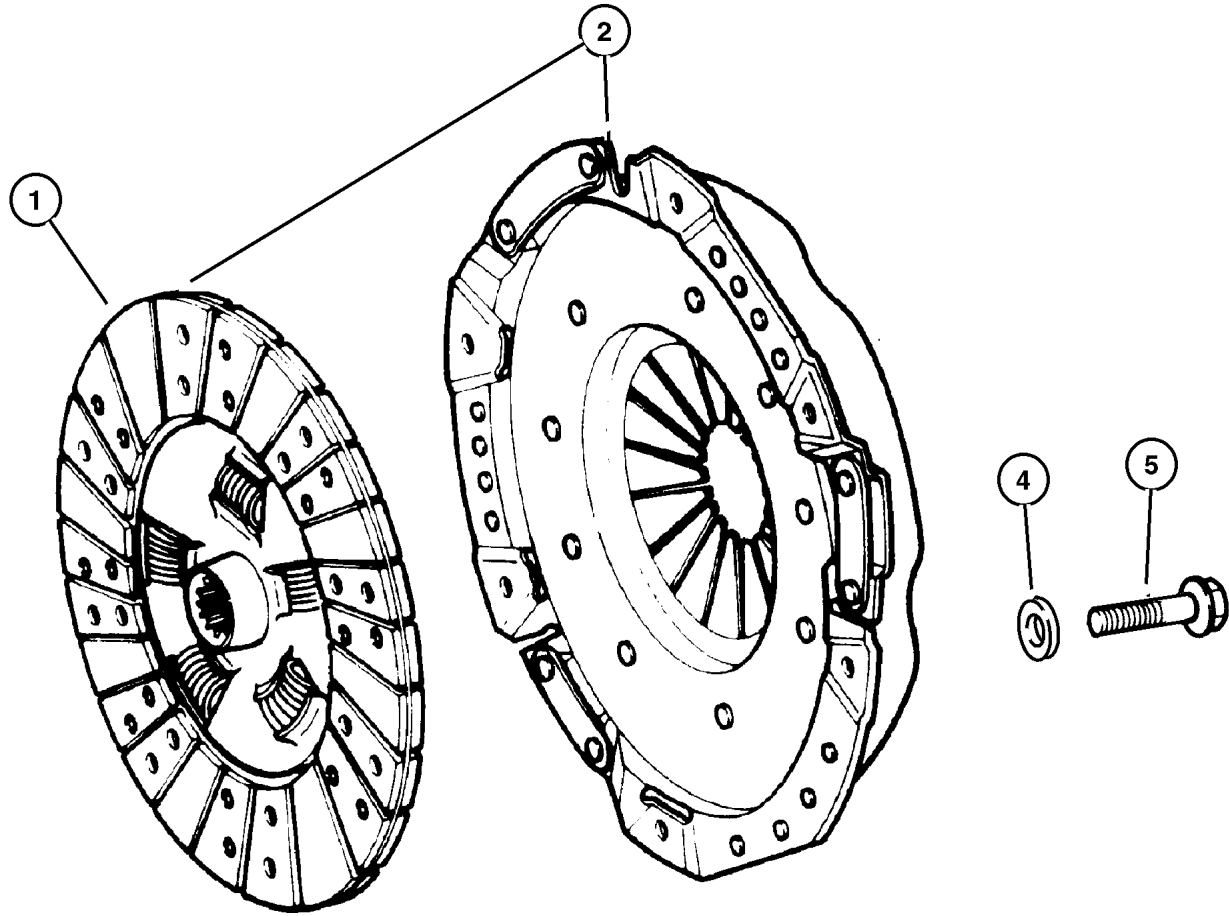
Clutch Pedals

Pedal, Clutch Fig. 006-410



CLUTCH

Figure 006-110



ITEM	PART NUMBER	QTY	LINE	ENGINE	TRANS	DESCRIPTION
EPE = 2.5L SMPI MAGNUM 4 Cyl Engine manual, 12 Disc Magazine.						
ERH = 4.0L Power Tech Engine manual, 12 Disc Magazine.						
DDQ = Manual Transmission 5 Speed manual, 12 Disc Magazine.						
DBB = All Manual Transmissions manual, 12 Disc Magazine.						
1						DISC, Clutch
	5210 7571	1		EPO	DBB	
	#52104 363AA	1		ER0	DDD	
2	5210 7570	1		EPO	DBB	CLUTCH KIT, Manual Transmission
-3	#5015 606AA	1		ER0	DDD	CLUTCH PACKAGE
4	1150 0221	6		EPO	DBB	WASHER, Flat
5	3420 1373	6		EPO	DBB	BOLT, Hex Head, M8x1.25x22
-6	6035 626	6		ER0	DBB	BOLT, Hex Head, .375-16x.84

JEEP WRANGLER (TJ)		BODY	ENGINE	TRANSMISSION
SERIES	LINE	77=93.4 WB	EPE, EPO = 2.5L Power Tech	DGG, DGD = 32RH 3 Spd. Auto.
H=Sport	J = Wrangler 4WD		ERH, ER0 = 4.0L Power Tech	DDQ = 5 Spd. Manual
L=SE	U = Wrangler 4WD (RHD)			DDD = 5 Speed HD Manual
P=Sahara				DG0 = Auto Trans.
				DBB = Manual Trans.
				DD0 = All 5 Speed Manual

AR = Use as required - = Non illustrated part # = New this model year

February 6, 2002

Housing and Pan, Clutch Figure 006-210

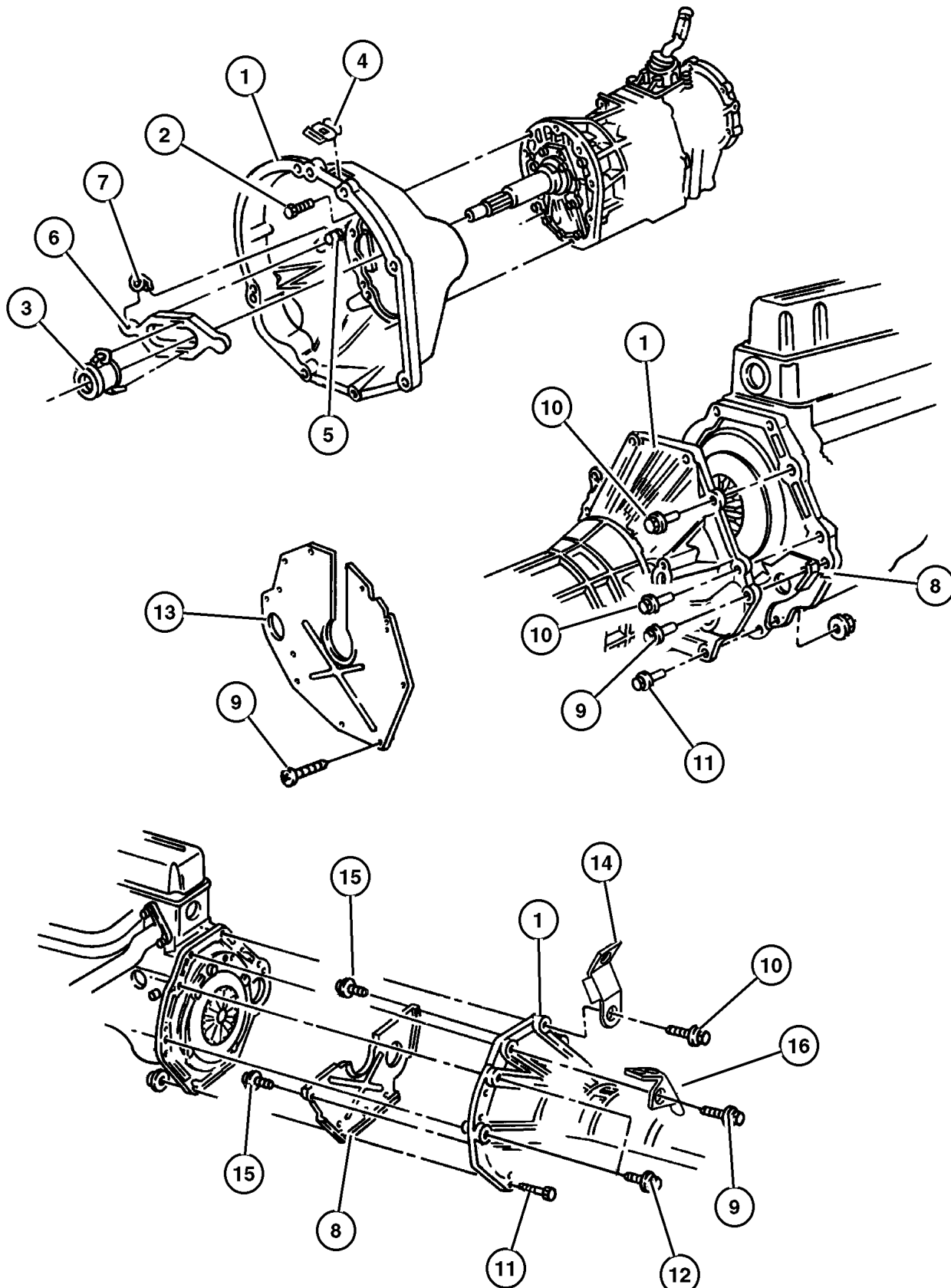
ITEM	PART NUMBER	QTY	LINE	ENGINE	TRANS	DESCRIPTION
EPE = 2.5L SMPI MAGNUM 4 Cyl Engine manual, 12 Disc Magazine.						
ERH = 4.0L Power Tech Engine manual, 12 Disc Magazine.						
DBB = All Manual Transmissions manual, 12 Disc Magazine.						
DDQ = Manual Transmission 5 Speed manual, 12 Disc Magazine.						
1						HOUSING, Clutch
	5210 4000	1		EP0	DBB	
	5210 7552	1		ER0	DBB	
2	3420 2606	2		EP0, ER0		BOLT, Hex Head
3	5300 8342	1			DBB	BEARING, Clutch Release
4	5300 6010	1		EP0, ER0	DBB	GROMMET, Timing Probe
5						PIVOT, Clutch Release
	5208 7542	1		ER0	DBB	
		1		EP0	DBB	
6	5210 7555	1			DBB	FORK, Clutch Release
7	4338 855	1			DBB	SPRING, Clutch Release
8	5300 3382	1		EP0	DBB	COVER, Transmission Case
9	1150 4922	2		EP0	DBB	BOLT, Hex Head, M12x1.75x50
10	6100 345	2		EP0	DBB	SCREW AND WASHER, Hex Flange Head, M12x1.75x45
11	1150 5098	2		EP0	DBB	BOLT, Hex Flange Head, M12x1.75x60
12	3420 1837	2		EP0	DBB	BOLT, Hex Flange Head, M12x1.75x90
13	53004 473AB	1		ER0	DBB	SPACER, Clutch Housing
14	5209 8522	1		EP0, ER0		BRACKET, Tube
15						BOLT, Hex Flange Head, M8x2.12x16
	1150 0986	2		EP0	DBB	
		3		ER0	DBB	
16	5601 9959	1		EP0		CLIP, Wiring

JEEP WRANGLER (TJ)

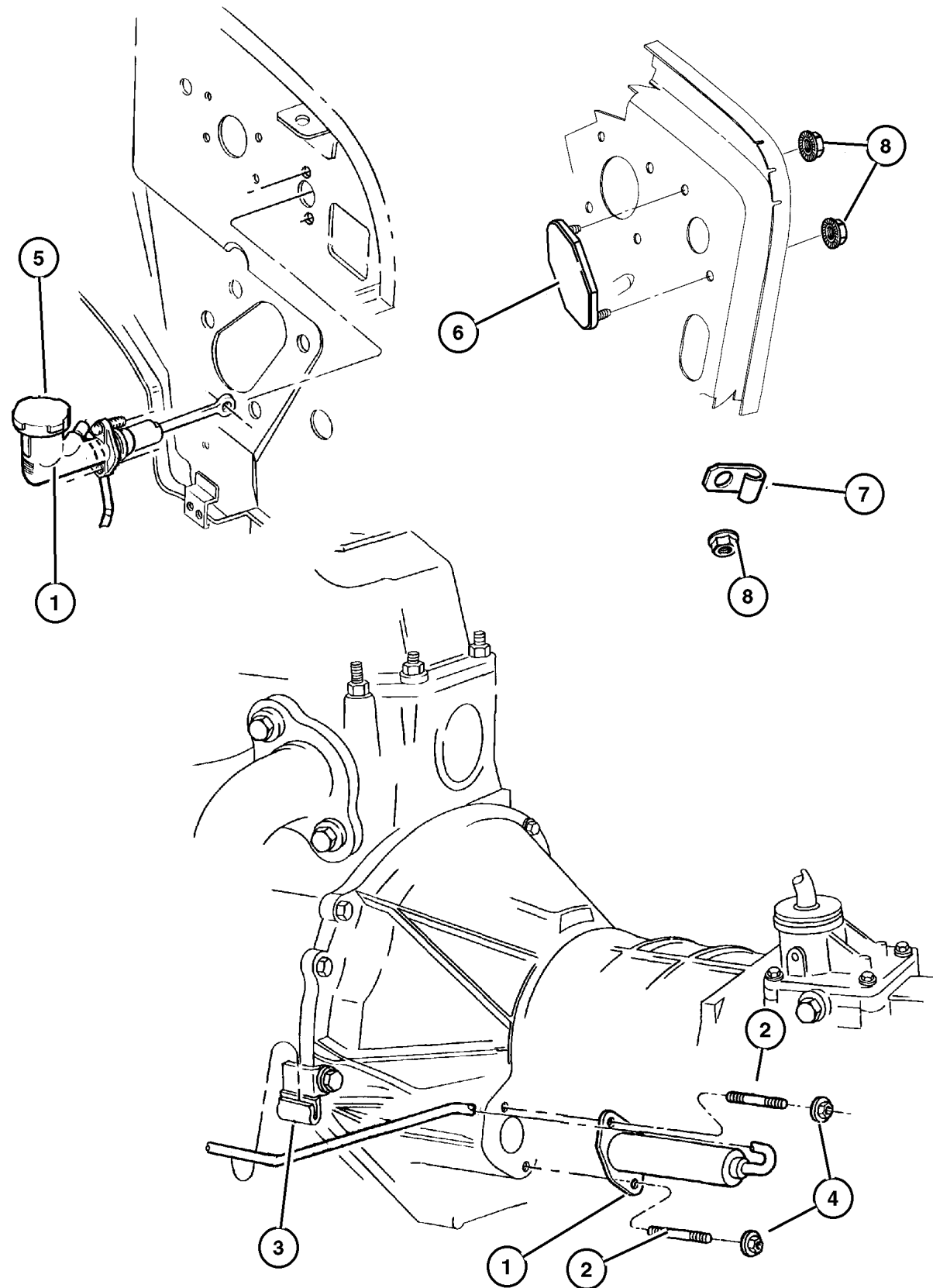
SERIES	LINE	BODY	ENGINE	TRANSMISSION
H=Sport	J = Wrangler 4WD	77=93.4 WB	EPE, EP0 = 2.5L Power Tech	DGG, DGD = 32RH 3 Spd. Auto.
L=SE	U = Wrangler 4WD (RHD)		ERH, ER0 = 4.0L Power Tech	DDQ = 5 Spd. Manual
P=Sahara				DDD = 5 Speed HD Manual
				DG0 = Auto Trans.
				DBB = Manual Trans.
				DD0 = All 5 Speed Manual

AR = Use as required - = Non illustrated part # = New this model year

February 6, 2002



Control, Clutch Figure 006-310



ITEM	PART NUMBER	QTY	LINE	ENGINE	TRANS	DESCRIPTION
DBB = All Manual Transmissions manual, 12 Disc Magazine.						
DDQ = Manual Transmission 5 Speed manual, 12 Disc Magazine.						
DGO = All Automatic Transmissions manual, 12 Disc Magazine.						
1						HYDRAULIC CONTROL, Clutch Actuator
	#52107 652AC	1	J		DBB	
	#52107 653AC	1	U		DBB	
2	6032 878	2			DBB	STUD, .312-18x2.00
3	#52107 595AB	1			DBB	BRACKET, Clutch Tube
4	0152 472	2			DBB	NUT, Hex Flange Lock, .312-18
5						CAP, Clutch Reservoir
	4883 544AA	1	J		DBB	
		1	U		DBB	
6	5210 4013	1			DGO	COVER, Master Cylinder
7	0120 522	3	U		DBB	CLIP, Wrap Around
8	J400 3909	2			DBB	NUT, Hex Flange With Serration

JEEP WRANGLER (TJ)

SERIES
H=Sport
L=SE
P=Sahara

LINE
J = Wrangler 4WD
U = Wrangler 4WD (RHD)

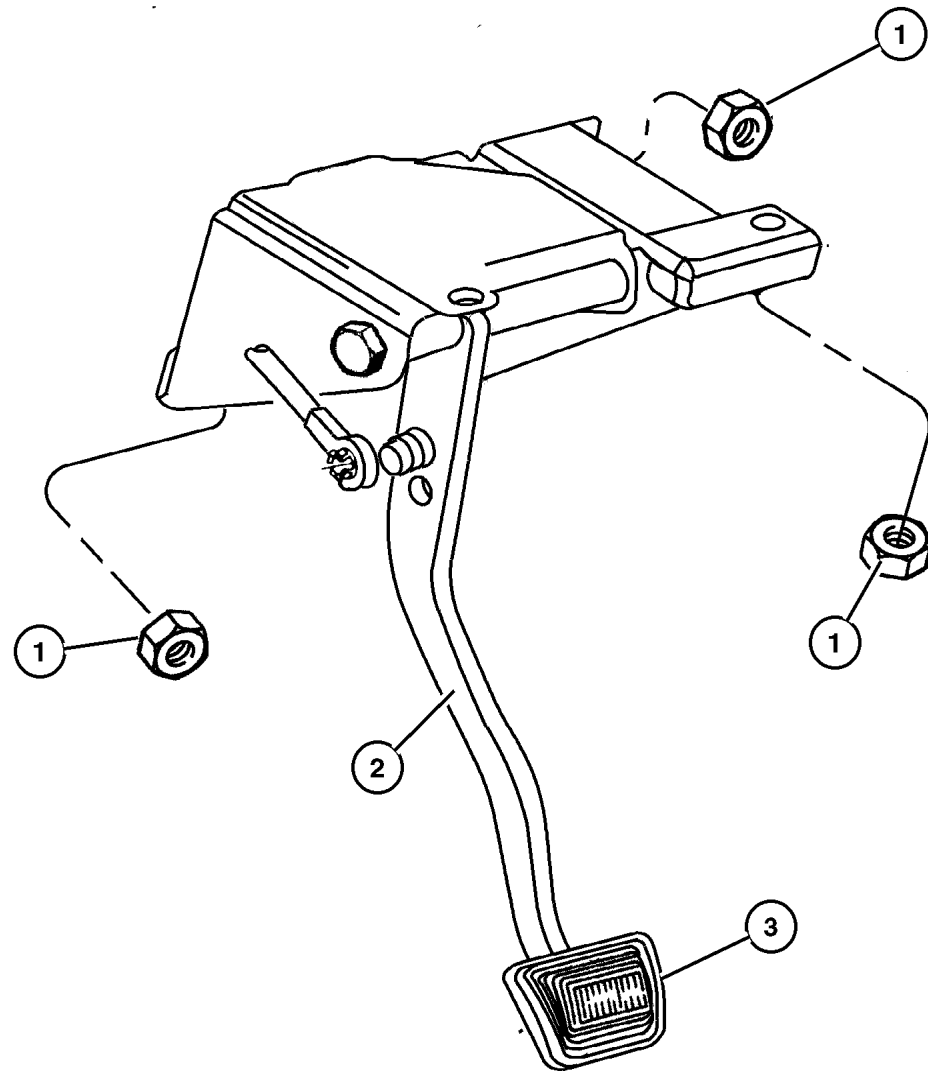
BODY
77=93.4 WB

ENGINE
EPE, EP0 = 2.5L Power Tech
ERH, ER0 = 4.0L Power Tech

TRANSMISSION
DGG, DGD = 32RH 3 Spd. Auto.
DDQ = 5 Spd. Manual
DDD = 5 Speed HD Manual
DGO = Auto Trans.
DBB = Manual Trans.
DDO = All 5 Speed Manual

**Pedal, Clutch
Figure 006-410**

ITEM	PART NUMBER	QTY	LINE	ENGINE	TRANS	DESCRIPTION
DBB = All Manual Transmissions manual, 12 Disc Magazine.						
DDQ = Manual Transmission 5 Speed manual, 12 Disc Magazine.						
1	J400 3909	4				NUT, Hex Flange With Serration
2						PEDAL, Brake
	52128 017AB	1	J		DBB	
	52128 052AB	1	U		DBB	
3						PAD, Pedal
	5200 2750	1	J		DBB	
		1	U		DBB	



JEEP WRANGLER (TJ)				
SERIES	LINE	BODY	ENGINE	TRANSMISSION
H=Sport	J = Wrangler 4WD	77=93.4 WB	EPE, EP0 = 2.5L Power Tech	DGG, DGD = 32RH 3 Spd. Auto.
L=SE	U = Wrangler 4WD (RHD)		ERH, ER0 = 4.0L Power Tech	DDQ = 5 Spd. Manual
P=Sahara				DDD = 5 Speed HD Manual
				DG0 = Auto Trans.
				DBB = Manual Trans.
				DD0 = All 5 Speed Manual

AR = Use as required - = Non illustrated part # = New this model year

February 6, 2002

Group – 007

Cooling

GROUP 7 - Cooling

Illustration Title

Group-Fig. No.

Radiator and Related Parts

Radiator And Related Parts Fig. 007-110

Water Pump and Related Parts

Water Pump Fig. 007-205

Tank, Coolant Engine

Tank, Coolant Recovery Fig. 007-302

Pulleys and Related Parts

Drive Pulleys Fig. 007-405

Drive Belts

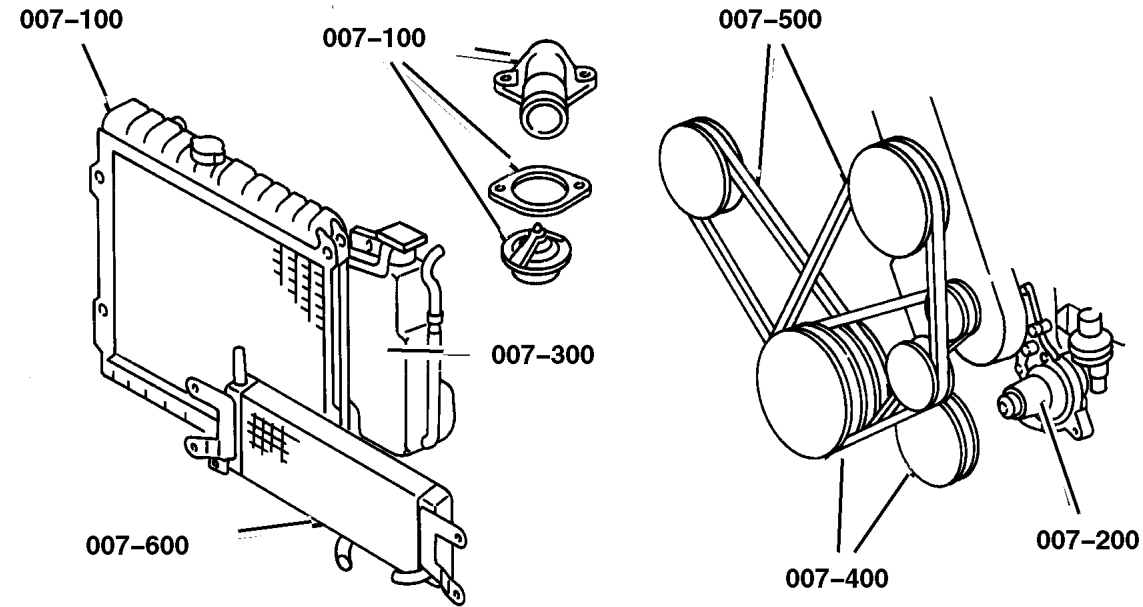
Drive Belts Fig. 007-505




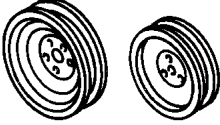

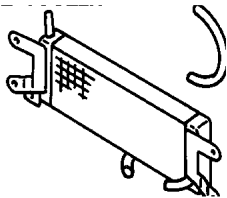
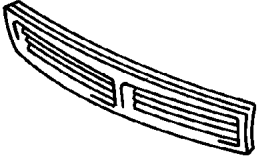
Lines, Transmission Oil Cooler

Oil Cooler Lines Fig. 007-605

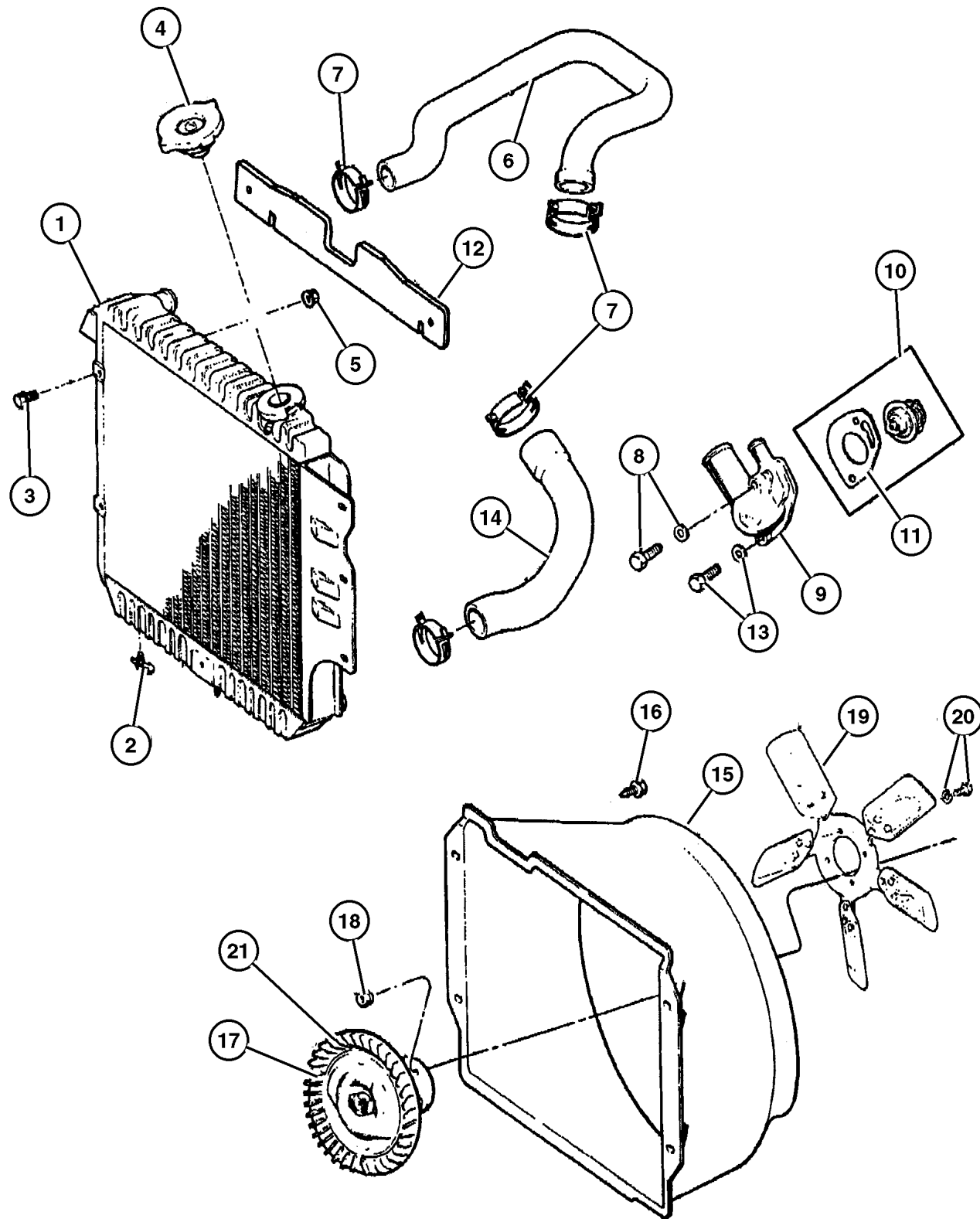
Grilles

Grille And Related Parts Fig. 007-705



<p>007-100 Radiator and Related Parts</p> 	<p>007-200 Water Pump and Related Parts</p> 	<p>007-300 Tank, Coolant Engine</p> 	<p>007-400 Pulleys and Related Parts</p> 
<p>007-500 Drive Belts</p> 	<p>007-600 Lines, Transmission Oil Cooler</p> 	<p>007-700 Grilles</p> 	

**Radiator And Related Parts
Figure 007-110**



ITEM	PART NUMBER	QTY	LINE	ENGINE	TRANS	DESCRIPTION
Note: Sales Code DBB = Manual Trans manual, 12 Disc Magazine.						
Note: Sales Code DGO = All Auto Trans manual, 12 Disc Magazine.						
Note: Sales Code EP0 = 2.5L Gas Engine manual, 12 Disc Magazine.						
Note: Sales Code ER0 = 4.0L Gas Engine manual, 12 Disc Magazine.						
1						RADIATOR, Engine Cooling
	52028 123AB	1	J	EP0, ER0		
	52080 180AB	1	J	EP0	DBB	
	52080 181AB	1	J	EP0	DGO	
	52080 183AC	1	J	ER0	DBB	
	52080 184AC	1	J	ER0	DGO	
	52080 186AC	1	U	EP0		
		1	U	ER0		
2						DRAINCOCK, Radiator, (NOT SERVICED)
3						SCREW, (NOT SERVICED)
4	52079 799AA	1				CAP, Radiator
5						U-NUT, Multi-Thread Spring, 1/4-20, (NOT REQUIRED)
6						HOSE, Radiator Inlet
	5202 8264	1	J	ER0		
	#52028 144AB	1	U	ER0		
7	5200 5580	1				CLAMP, Hose to Radiator
8	6034 356	1		EP0, ER0		SCREW AND WASHER, Hex Head, .312-18x2.38
9	5300 6192	1		EP0, ER0		HOUSING, Thermostat
10	5202 8186	1		EP0, ER0		THERMOSTAT, 195 Degrees
11	53020 547AB	1		EP0, ER0		GASKET, Thermostat
12	5503 6369	1				SEAL, Condenser
13	6034 927	1		EP0, ER0		SCREW AND WASHER, Hex Head, .312-18x.970
14						HOSE, Radiator To Pump
	5202 8141	1		EP0		
	#52028 143AB	1	U	ER0		
	#52028 265AB	1	J	ER0		
15						SHROUD, Fan
	52027 926AB	1	J	EP0		
	52027 925AC	1	J	ER0		
	5202 8128	1	U	EP0		
	52028 127AC	1	U	ER0		

JEEP WRANGLER (TJ)

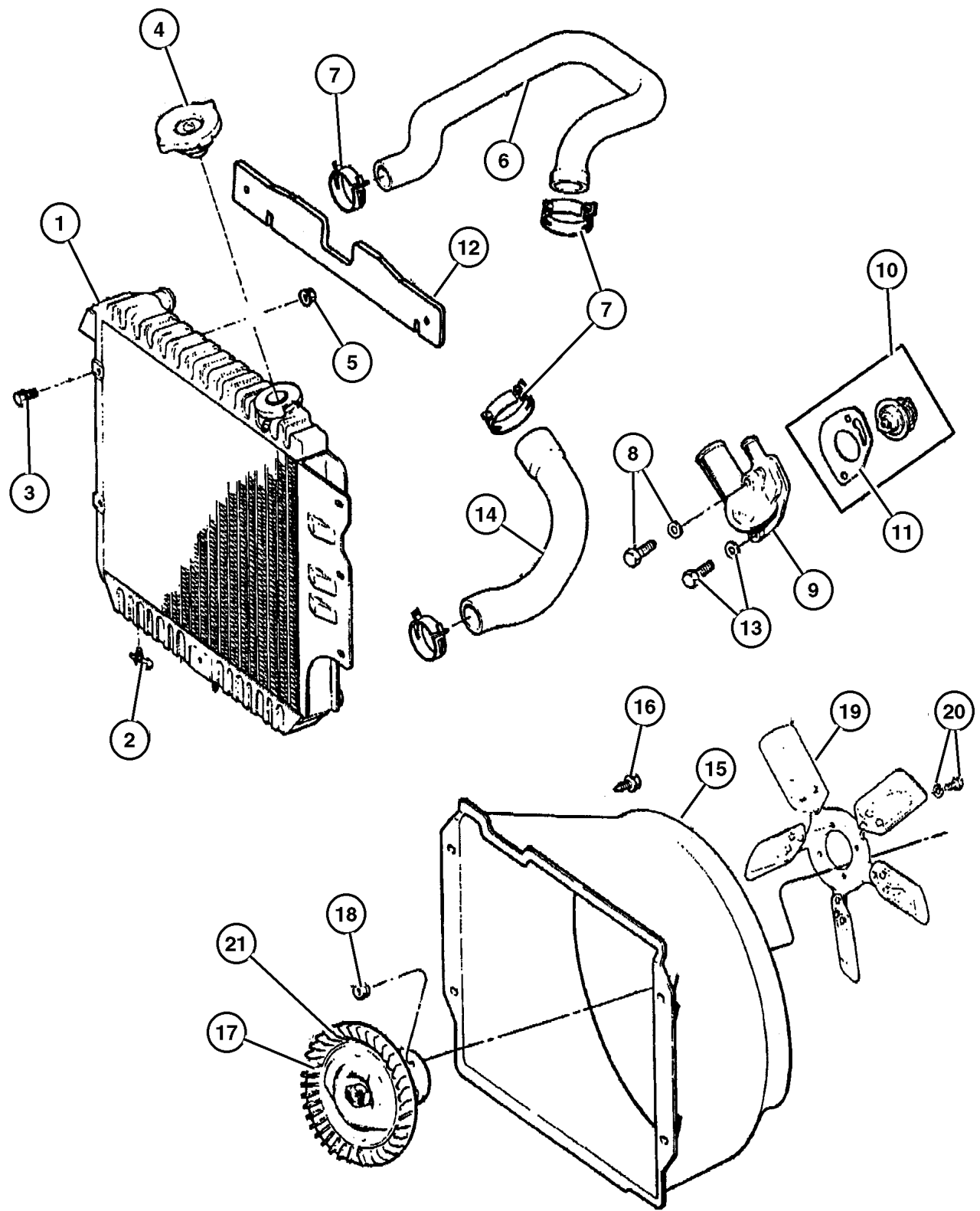
SERIES	LINE	BODY	ENGINE	TRANSMISSION
H=Sport	J = Wrangler 4WD	77=93.4 WB	EPE, EP0 = 2.5L Power Tech	DGG, DGD = 32RH 3 Spd. Auto.
L=SE	U = Wrangler 4WD (RHD)		ERH, ER0 = 4.0L Power Tech	DDQ = 5 Spd. Manual
P=Sahara				DDD = 5 Speed HD Manual
				DGO = Auto Trans.
				DBB = Manual Trans.
				DDO = All 5 Speed Manual

AR = Use as required - = Non illustrated part # = New this model year

February 6, 2002

**Radiator And Related Parts
Figure 007-110**

ITEM	PART NUMBER	QTY	LINE	ENGINE	TRANS	DESCRIPTION
16	6035 064	4		EP0, ER0		SCREW AND WASHER, Hex Head, .25-20x.875
17	5200 4266	1		EP0		FAN, Cooling
18	0154 591	4		EP0		NUT AND WASHER, Hex, .312-18
19						FAN, Cooling
	5202 7893	1		ER0		
	5202 7890	1		EP0		
20	6034 860	4		EP0, ER0		BOLT AND WASHER, Implement Attaching
21	#52079 787AA	1		ER0		VISCOUS CLUTCH, Fan Drive



JEEP WRANGLER (TJ)

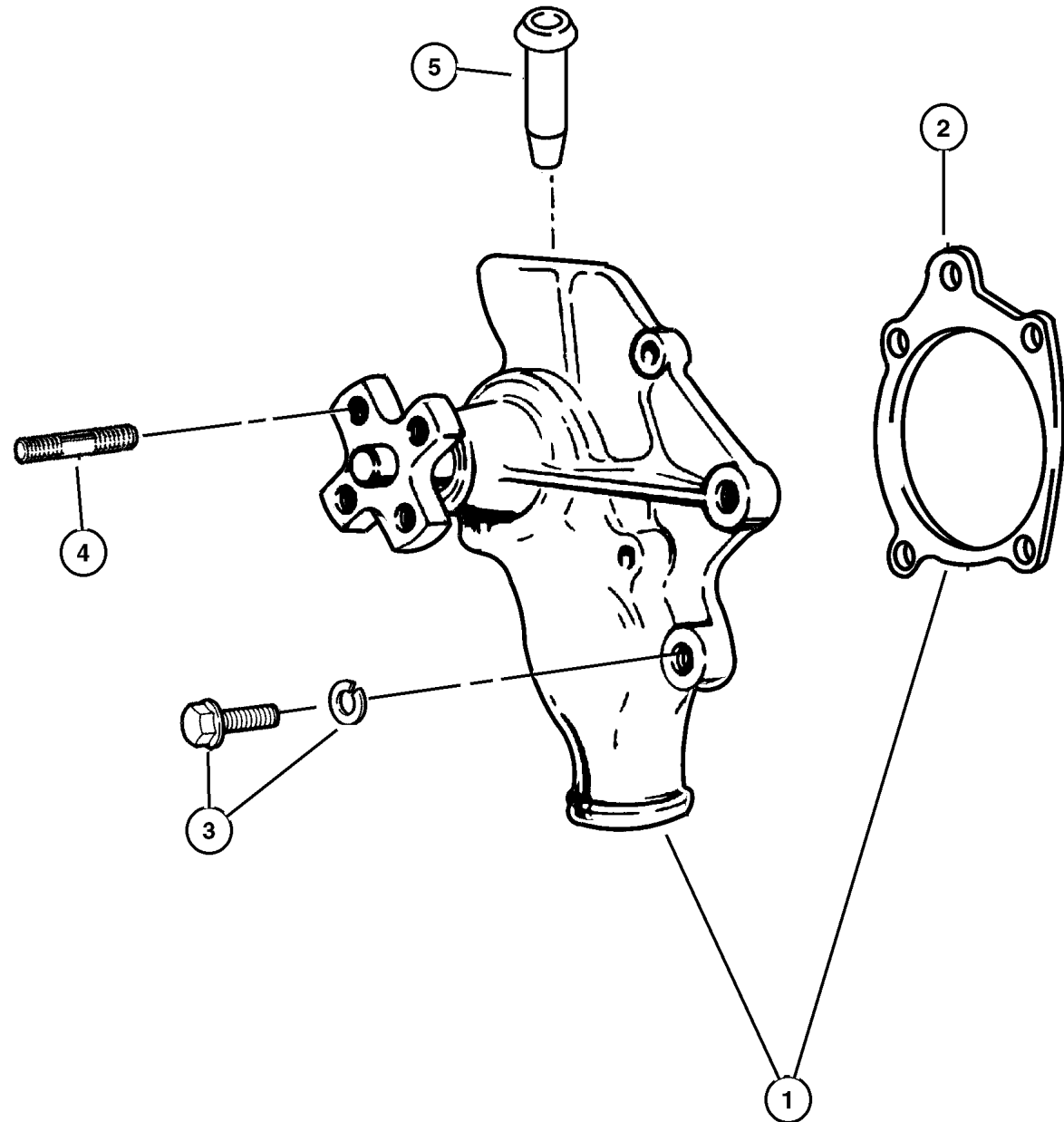
SERIES	LINE	BODY	ENGINE	TRANSMISSION
H=Sport	J = Wrangler 4WD	77=93.4 WB	EPE, EP0 = 2.5L Power Tech	DGG, DGD = 32RH 3 Spd. Auto.
L=SE	U = Wrangler 4WD (RHD)		ERH, ER0 = 4.0L Power Tech	DDQ = 5 Spd. Manual
P=Sahara				DDD = 5 Speed HD Manual
				DG0 = Auto Trans.
				DBB = Manual Trans.
				DD0 = All 5 Speed Manual

AR = Use as required - = Non illustrated part # = New this model year

February 6, 2002

Water Pump Figure 007-205

ITEM	PART NUMBER	QTY	LINE	ENGINE	TRANS	DESCRIPTION
Note: Sales Code EP0 = 2.5L Gas Engine manual, 12 Disc Magazine.						
Note: Sales Code ER0 = 4.0L Gas Engine manual, 12 Disc Magazine.						
1						PUMP PACKAGE, Water
	4626 054AD	1		EP0		
	5012 366AA	1		ER0		
2	5301 0419	1		EP0, ER0		GASKET, Water Pump
3	J400 4455	1				SCREW AND WASHER, Hex Head, .312-18x1.12
4	J400 6714	4		EP0		STUD, .312-18/.312-24x1.250
5	5300 7978	1		EP0, ER0		TUBE, Water Pump Heater Return, Pump Heater Return



JEEP WRANGLER (TJ)

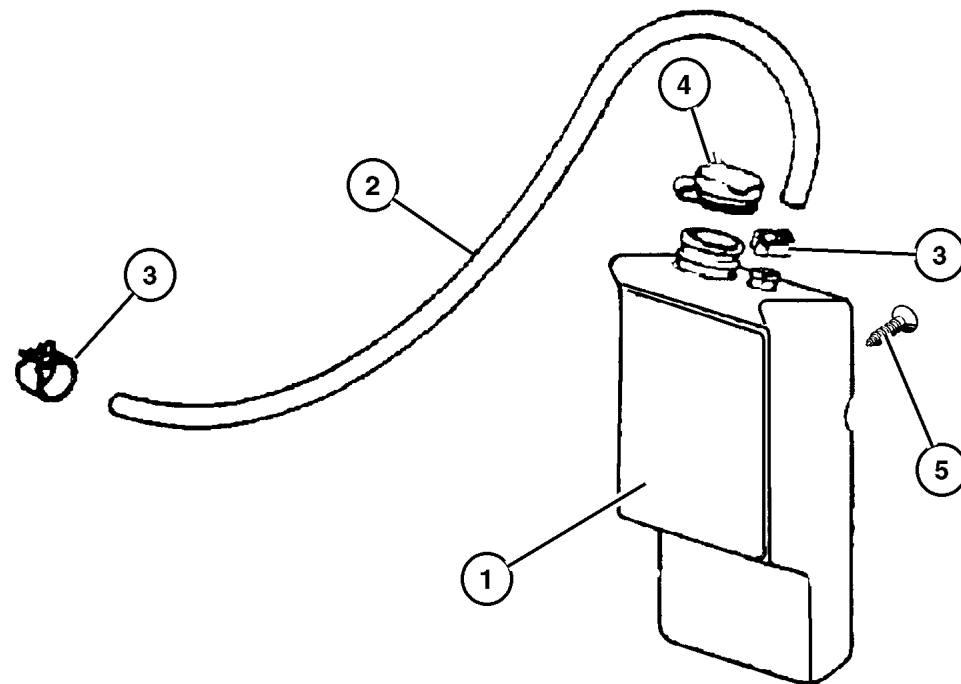
SERIES	LINE	BODY	ENGINE	TRANSMISSION
H=Sport	J = Wrangler 4WD	77=93.4 WB	EPE, EP0 = 2.5L Power Tech	DGG, DGD = 32RH 3 Spd. Auto.
L=SE	U = Wrangler 4WD (RHD)		ERH, ER0 = 4.0L Power Tech	DDQ = 5 Spd. Manual
P=Sahara				DDD = 5 Speed HD Manual
				DG0 = Auto Trans.
				DBB = Manual Trans.
				DD0 = All 5 Speed Manual

AR = Use as required - = Non illustrated part # = New this model year

February 6, 2002

Tank, Coolant Recovery Figure 007-302

ITEM	PART NUMBER	QTY	LINE	ENGINE	TRANS	DESCRIPTION
Note: Sales Code EP0 = 2.5L Gas Engine manual, 12 Disc Magazine.						
Note: Sales Code ER0 = 4.0L Gas Engine manual, 12 Disc Magazine.						
1	52028 068AB	1		EP0, ER0		BOTTLE, Coolant Recovery
2						HOSE, 5/8" I.D. 50 Foot Roll, (DNS), (NOT SERVICED)
3						CLAMP, (NOT SERVICED)
4	5207 9331	1		EP0, ER0		CAP, Coolant Reserve Tank
5						SCREW, (NOT SERVICED)



JEEP WRANGLER (TJ)				
SERIES	LINE	BODY	ENGINE	TRANSMISSION
H=Sport	J = Wrangler 4WD	77=93.4 WB	EPE, EP0 = 2.5L Power Tech	DGG, DGD = 32RH 3 Spd. Auto.
L=SE	U = Wrangler 4WD (RHD)		ERH, ER0 = 4.0L Power Tech	DDQ = 5 Spd. Manual
P=Sahara				DDD = 5 Speed HD Manual
				DG0 = Auto Trans.
				DBB = Manual Trans.
				DD0 = All 5 Speed Manual

AR = Use as required - = Non illustrated part # = New this model year

February 6, 2002

Drive Pulleys Figure 007-405

ITEM	PART NUMBER	QTY	LINE	ENGINE	TRANS	DESCRIPTION
------	-------------	-----	------	--------	-------	-------------

Note: Sales Code EP0 = 2.5L Gas Engine manual, 12 Disc Magazine.

Note: Sales Code ER0 = 4.0L Gas Engine manual, 12 Disc Magazine.

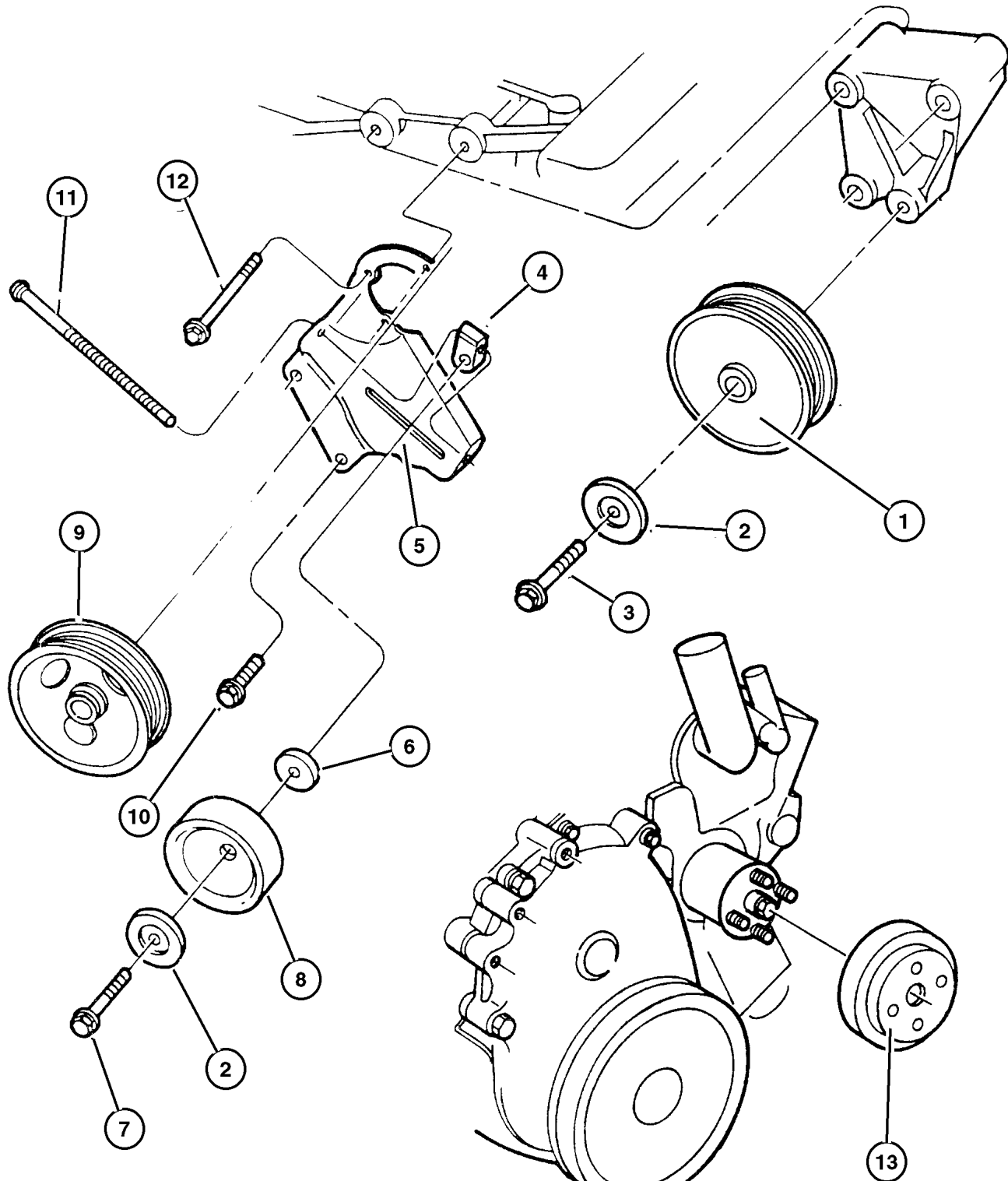
1						PULLEY, Idler
	4792 112	1		EP0		
	4854 092	1		ER0		
2	3300 2201	1		EP0		BUSHING, Idler Pulley
3	6504 239	1		EP0		SCREW AND WASHER, M10x1.5x40
4	5301 0149	1		EP0		COLLAR, Tensioner Adjustment
5	5301 0148	1		EP0		BRACKET, Tensioner
6	6503 230	1		EP0		SPACER, Belt Tensioner
7	3420 2029	1		EP0		BOLT, Hex Flange Head, M10x1.50x50
8						PULLEY, Idler
	4792 112	1		EP0		
	4854 092	1		ER0		
9						PULLEY, Power Steering Pump
	53010 258AB	1		EP0		
		1		ER0		
10						SCREW, (NOT SERVICED)
11	6503 198	1		EP0		BOLT
12						SCREW, (NOT SERVICED)
13						PULLEY, Water Pump
	5300 7154	1		EP0		
	4854 032	1		ER0		
-14	6034 860	4		EP0, ER0		BOLT AND WASHER, Implement Attaching
-15	4854 089	1		ER0		TENSIONER, Alternator Belt

JEEP WRANGLER (TJ)

SERIES	LINE	BODY	ENGINE	TRANSMISSION
H=Sport	J = Wrangler 4WD	77=93.4 WB	EPE, EP0 = 2.5L Power Tech	DGG, DGD = 32RH 3 Spd. Auto.
L=SE	U = Wrangler 4WD (RHD)		ERH, ER0 = 4.0L Power Tech	DDQ = 5 Spd. Manual
P=Sahara				DDD = 5 Speed HD Manual
				DG0 = Auto Trans.
				DBB = Manual Trans.
				DDO = All 5 Speed Manual

AR = Use as required - = Non illustrated part # = New this model year

February 6, 2002

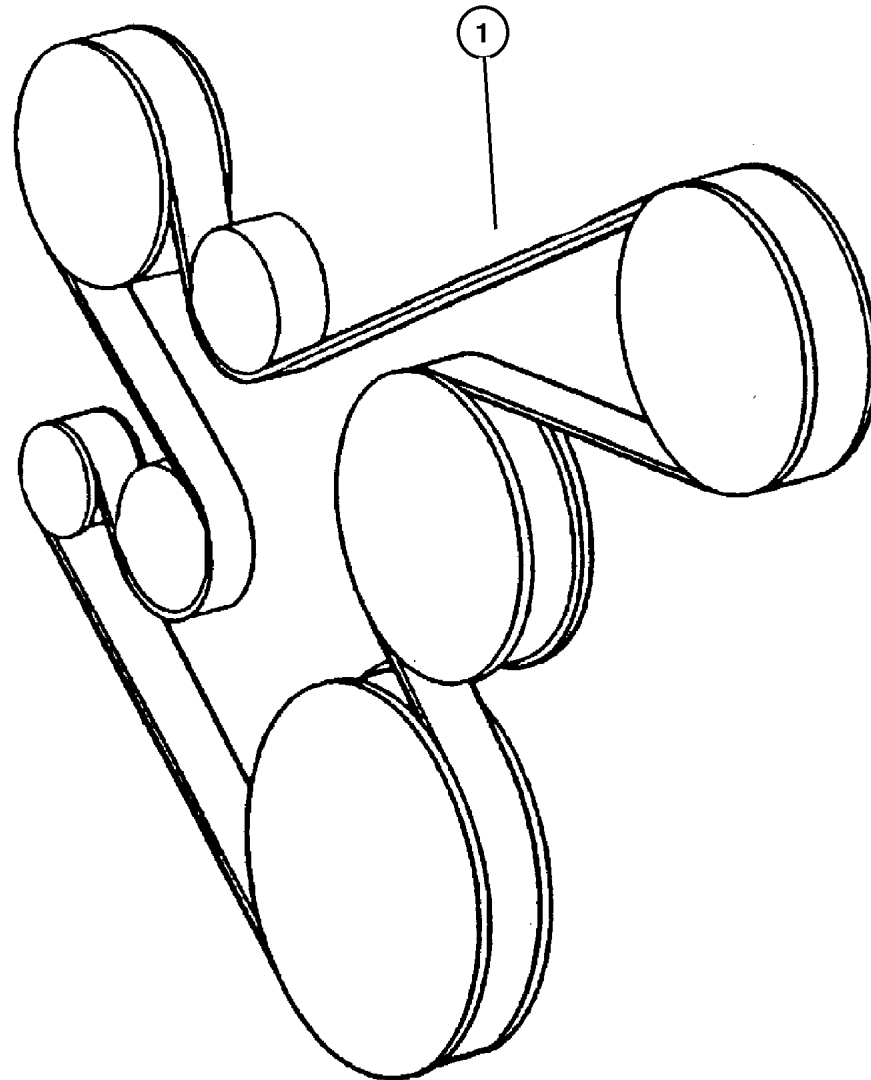


Drive Belts
Figure 007-505

ITEM	PART NUMBER	QTY	LINE	ENGINE	TRANS	DESCRIPTION
------	-------------	-----	------	--------	-------	-------------

Note: Sales Code EP0 = 2.5L Gas Engine manual, 12 Disc Magazine.
 Note: Sales Code ER0 = 4.0L Gas Engine manual, 12 Disc Magazine.
 manual, 12 Disc Magazine.

1	5301 0257	1	J	EP0		BELT, Accessory Drive
	#53013 124AB	1	U	EP0		
	#53013 209AC	1		ER0		
-2	5301 0298	1	J	EP0		LABEL, Belt Routing
	53013 005AB	1	U	EP0		
	53031 700AB	1		ER0		



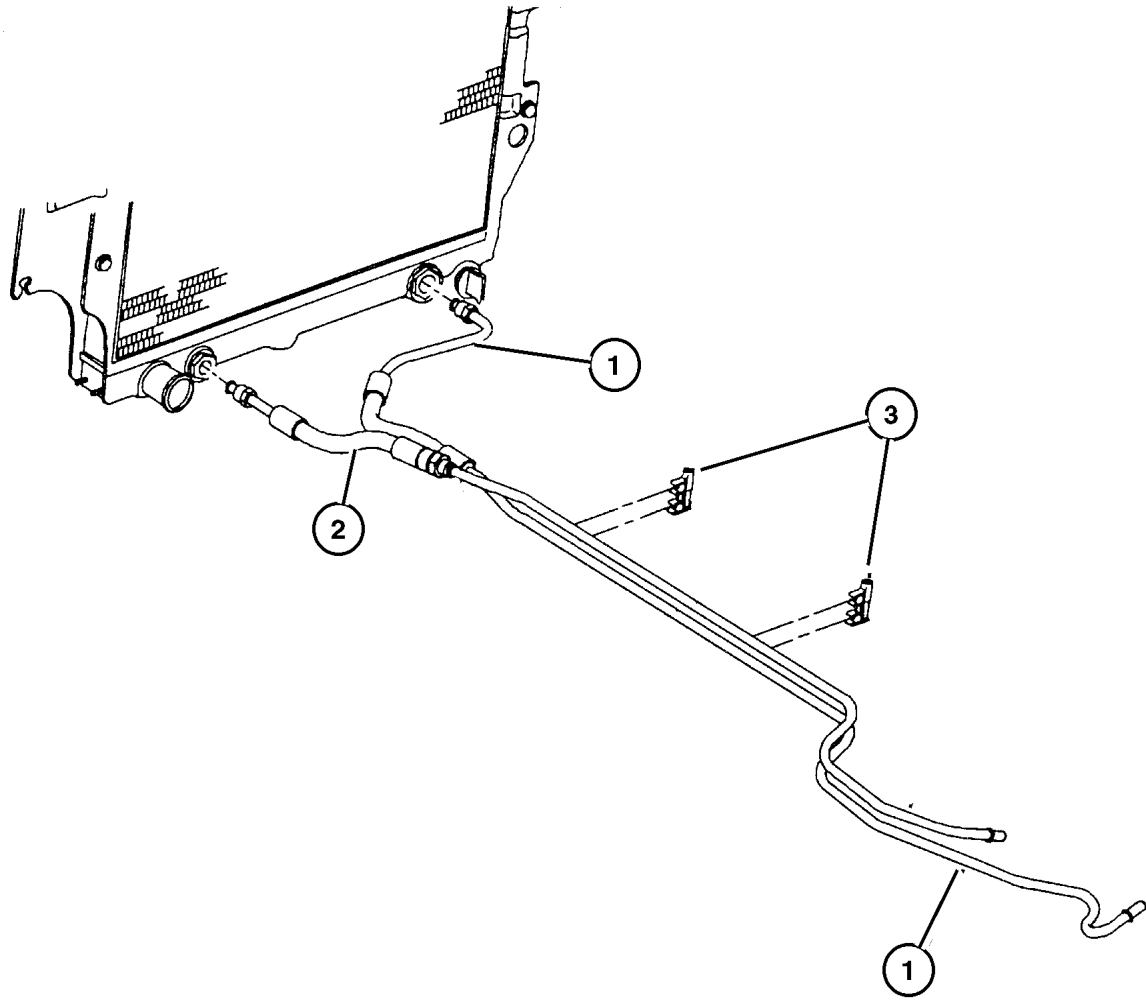
JEEP WRANGLER (TJ)		BODY	ENGINE	TRANSMISSION
SERIES	LINE	77=93.4 WB	EPE, EP0 = 2.5L Power Tech	DGG, DGD = 32RH 3 Spd. Auto.
H=Sport	J = Wrangler 4WD		ERH, ER0 = 4.0L Power Tech	DDQ = 5 Spd. Manual
L=SE	U = Wrangler 4WD (RHD)			DDD = 5 Speed HD Manual
P=Sahara				DG0 = Auto Trans.
				DBB = Manual Trans.
				DD0 = All 5 Speed Manual

AR = Use as required - = Non illustrated part # = New this model year

February 6, 2002

Oil Cooler Lines Figure 007-605

ITEM	PART NUMBER	QTY	LINE	ENGINE	TRANS	DESCRIPTION
Note: Sales Code DG0 = All Auto Trans manual, 12 Disc Magazine.						
Note: Sales Code EP0 = 2.5L Gas Engine manual, 12 Disc Magazine.						
Note: Sales Code ER0 = 4.0L Gas Engine manual, 12 Disc Magazine.						
Note: Sales Code DGG = 3 Speed Auto Trans manual, 12 Disc Magazine.						
Note: Sales Code DGD = 3 Speed Auto Trans manual, 12 Disc Magazine.						
1						LINE, Oil Cooler Return
	52118 606AB	1			DGG	
	52079 638AB	1			DGD	
2						TUBE AND HOSE, Oil Cooler
	52079 687AB	1			DGD	
	#52079 899AB	1		ER0	DG0	Pressure
	#52079 901AA	1		ER0	DG0	Return
3	52079 789AA	2			DG0	BRACKET, Transmission Oil Cooler



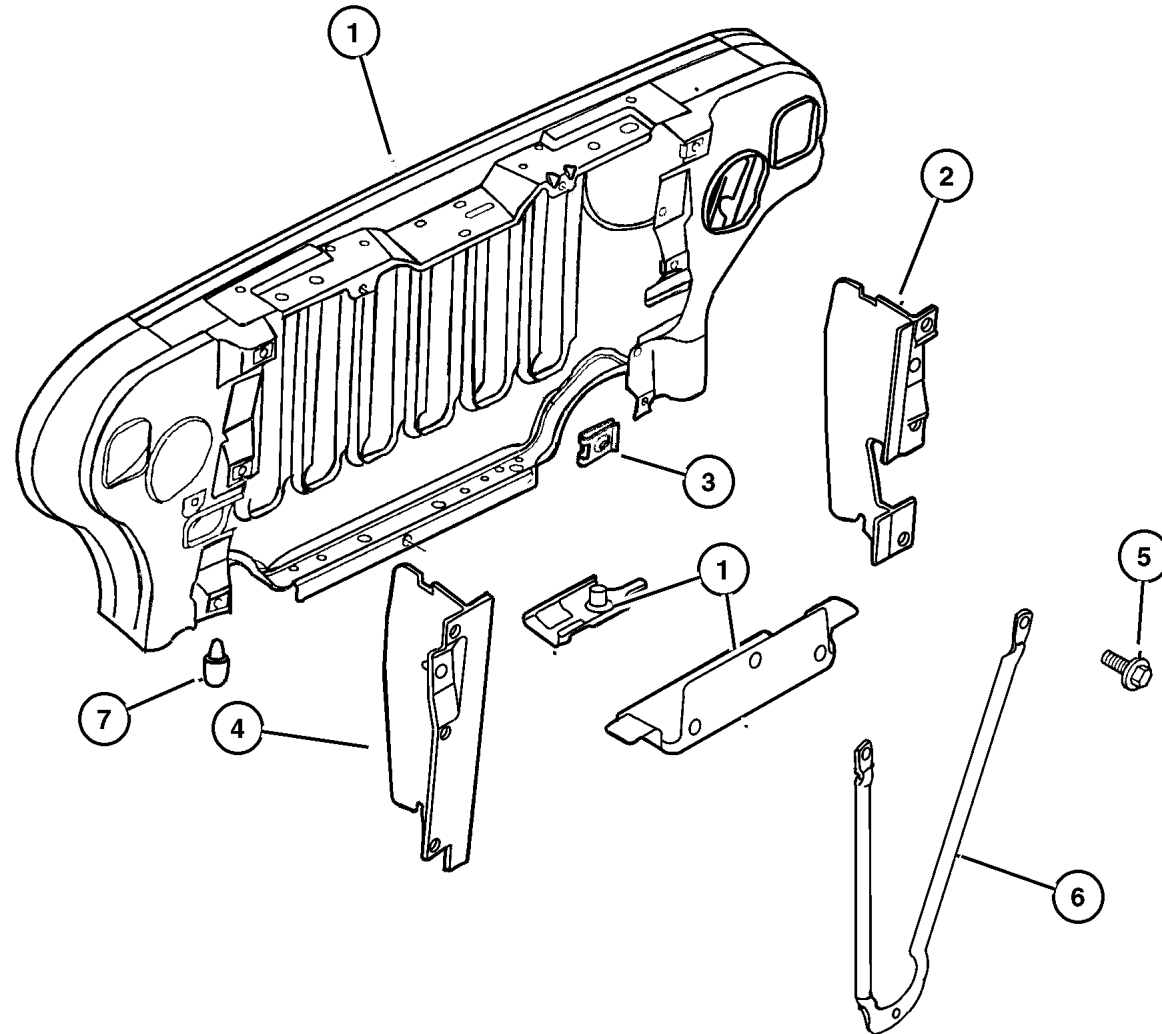
JEEP WRANGLER (TJ)				
SERIES	LINE	BODY	ENGINE	TRANSMISSION
H=Sport	J = Wrangler 4WD	77=93.4 WB	EPE, EP0 = 2.5L Power Tech	DGG, DGD = 32RH 3 Spd. Auto.
L=SE	U = Wrangler 4WD (RHD)		ERH, ER0 = 4.0L Power Tech	DDQ = 5 Spd. Manual
P=Sahara				DDD = 5 Speed HD Manual
				DG0 = Auto Trans.
				DBB = Manual Trans.
				DD0 = All 5 Speed Manual

AR = Use as required - = Non illustrated part # = New this model year

February 6, 2002

**Grille And Related Parts
Figure 007-705**

ITEM	PART NUMBER	QTY	LINE	ENGINE	TRANS	DESCRIPTION
1	55174 594AC	1				PANEL, Radiator Closure, after 1-3-97
2	55036 866AC	1				SEAL, Condenser, Condenser to Grille,Right
3						U-NUT, Multi-Thread Spring, 1/4-20, (NOT REQUIRED)
4	5503 6867	1				SEAL, Condenser, Condenser to Grille, Left
5	6100 548	3				BOLT AND CONED WASHER, Hex Head, M6x20x12.5
6	5517 6218	1				BRACE, Radiator, Radiator Guard
7	5517 6181	2				ISOLATOR



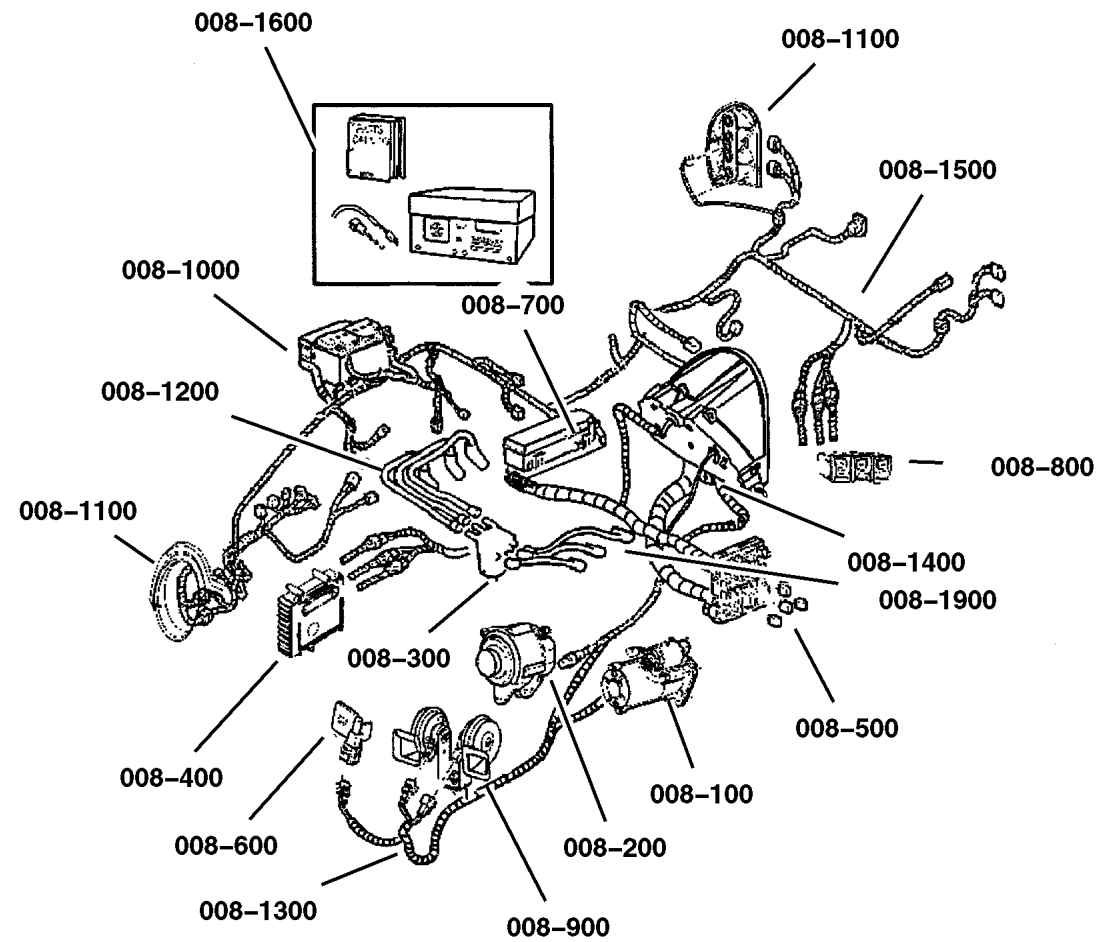
JEEP WRANGLER (TJ)				
SERIES	LINE	BODY	ENGINE	TRANSMISSION
H=Sport	J = Wrangler 4WD	77=93.4 WB	EPE, EP0 = 2.5L Power Tech	DGG, DGD = 32RH 3 Spd. Auto.
L=SE	U = Wrangler 4WD (RHD)		ERH, ER0 = 4.0L Power Tech	DDQ = 5 Spd. Manual
P=Sahara				DDD = 5 Speed HD Manual
				DG0 = Auto Trans.
				DBB = Manual Trans.
				DD0 = All 5 Speed Manual

AR = Use as required - = Non illustrated part # = New this model year

February 6, 2002

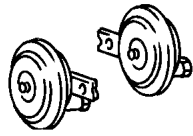
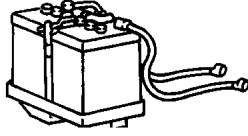
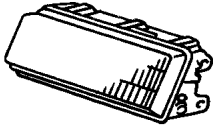




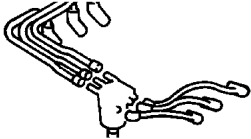
Group – 008

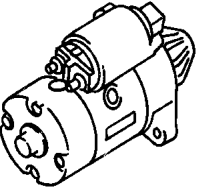
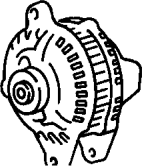
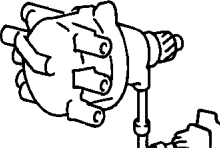
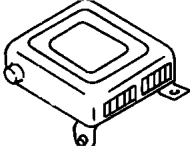

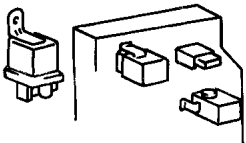

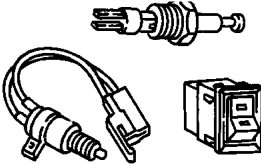
Electrical



Group – 008

Electrical

008-900 Horns 	008-1000 Battery Tray and Cables 	008-1100 Lamps – Front, Rear and Courtesy 	008-1200 Wiring-Engine & Related Parts 
008-1300 Wiring-Headlamp to Dash 	008-1400 Wiring-Instrument Panel 	008-1500 Wiring-Body & Accessories 	008-1600 Wiring Repair <p>WIRING REPAIR PKG.</p>
008-1900 Spark Plugs-Cables-Coils 			

008-100 Starters 	008-200 Alternators 	008-300 Distributor 	008-400 Modules 
008-500 Relays 	008-600 Sensors 	008-700 Single Board Engine Controllers 	008-800 Switches 



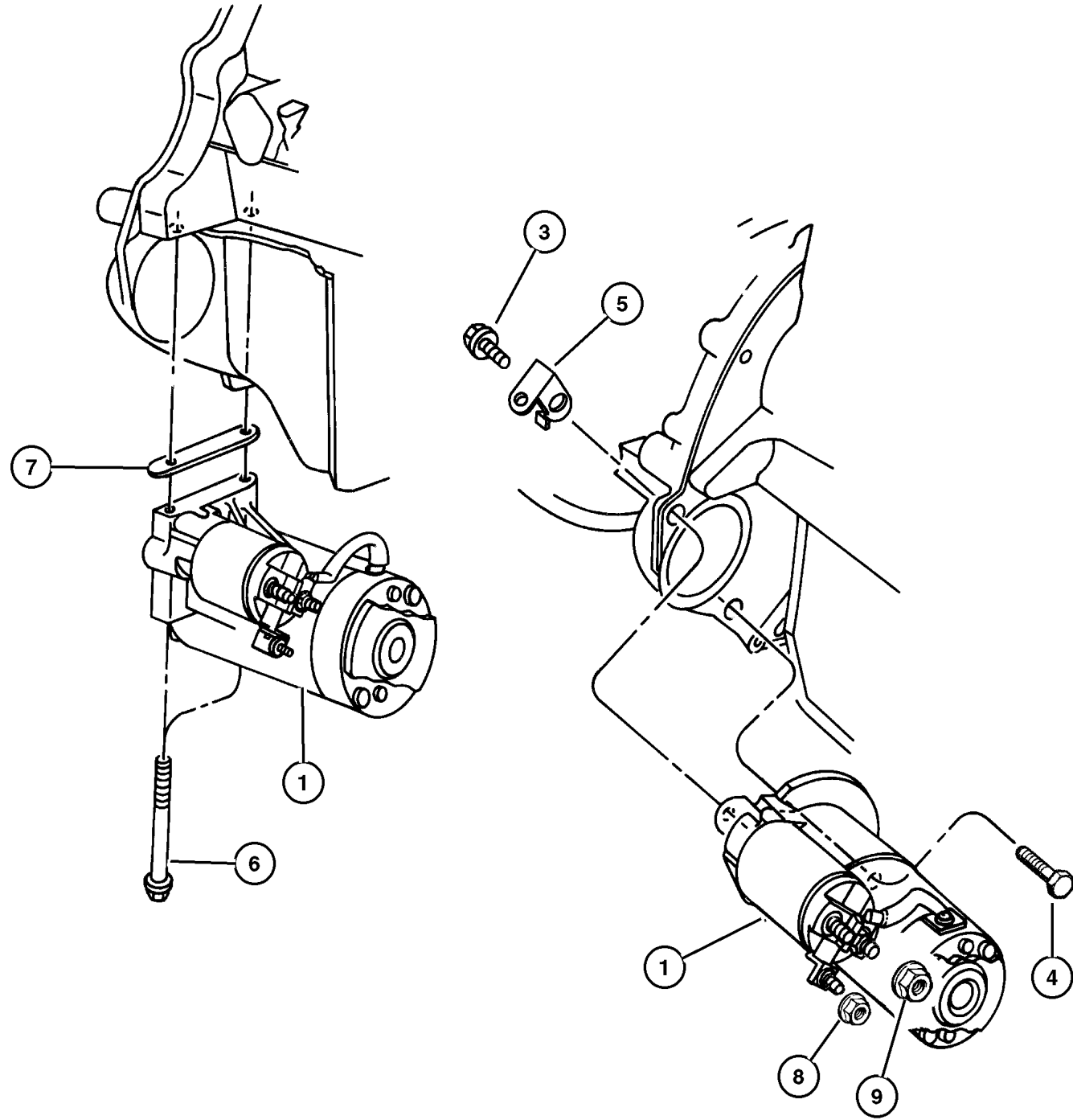
GROUP 8 - Electrical

Illustration Title	Group-Fig. No.
Starters	
Starter	Fig. 008-105
Alternators	
Alternator 2.5L Engine	Fig. 008-205
Alternator 4.0L Engine	Fig. 008-210
Distributor	
Distributor 2.5L Engine	Fig. 008-305
Modules	
Modules	Fig. 008-405
Relays	
Power Distribution Center Relays and Fuses	Fig. 008-505
Fuse Block Relays and Fuses	Fig. 008-510
Sensors	
Sensors 2.5L Engine	Fig. 008-605
Sensors 4.0L Engine	Fig. 008-610
Sensors Drivetrain	Fig. 008-615
Sensors Body	Fig. 008-620
Single Board Engine Controllers	
Single Board Engine Controllers (JTEC Module)	Fig. 008-705
Switches	
Switches Instrument Panel and Console	Fig. 008-805
Switches Drivetrain	Fig. 008-810
Switches Body	Fig. 008-815
Horns	
Horns	Fig. 008-905
Battery Tray and Cables	
Battery Tray & Cables	Fig. 008-1005
Lamps - Front, Rear and Courtesy	
Lamps Front	Fig. 008-1105
Lamps--Rear	Fig. 008-1110
Lamps--Cargo-Dome-Courtesy	Fig. 008-1115
Bulbs & Sockets	Fig. 008-1120
Wiring-Engine & Related Parts	
Wiring--Engine & Related Parts	Fig. 008-1205
Wiring-Headlamp to Dash	
Wiring--Headlamp / Dash Panel	Fig. 008-1305

GROUP 8 - Electrical

Illustration Title	Group-Fig. No.
Wiring-Instrument Panel	
Wiring Instrument Panel & Fuses	Fig. 008-1405
Wiring-Body & Accessories	
Wiring--Body & Accessory	Fig. 008-1505
Wiring Repair	
Wiring Repair Packages	Fig. 008-1605
Power Distribution Center Repair	Fig. 008-1610
Spark Plugs-Cables-Coils	
Spark Plugs--Cables--Coil	Fig. 008-1905

**Starter
Figure 008-105**



ITEM	PART NUMBER	QTY	LINE	SERIES	BODY	ENGINE	TRANS	DESCRIPTION
[EP0]=2.5L Engine manual, 12 Disc Magazine.								
[ER0]=4.0L Engine manual, 12 Disc Magazine.								
[DBB]=Manual Transmissions manual, 12 Disc Magazine.								
[DG0]=Automatic Transmissions manual, 12 Disc Magazine.								
1								STARTER
	56041 012AB	1				ER0		
	56041 013AB	1				EP0	DG0	
		1				EP0	DBB	
-2								STARTER PACKAGE, (NOT REQUIRED)
3	6503 699	1				ER0		SCREW AND WASHER, Hex Head, M10x1.5x28
4	J400 6192	1				ER0		BOLT AND WASHER, Hex Head, .375-16x1.75
5	4524 342	4						CLIP
6	6035 607	2				EP0	DBB	SCREW, Starter Motor
7	J324 1711	AR				EP0		SHIM, Starter Motor
8								NUT, (M5x0.80) Not Serviced, (NOT SERVICED)
9								NUT, (M8x1.25) Not Serviced, (NOT SERVICED)

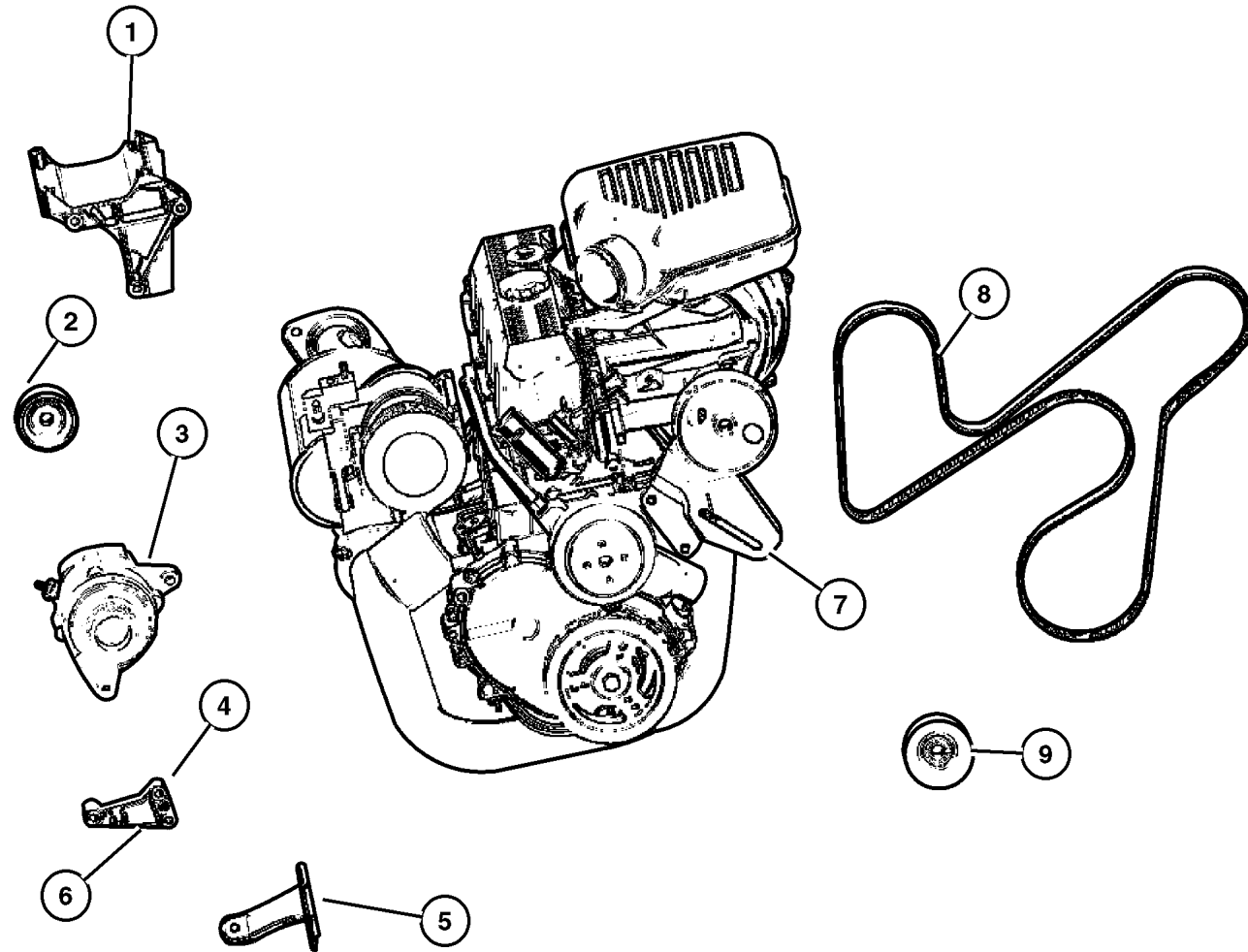
JEEP WRANGLER (TJ)

SERIES	LINE	BODY	ENGINE	TRANSMISSION
H=Sport	J = Wrangler 4WD	77=93.4 WB	EPE, EP0 = 2.5L Power Tech	DGG, DGD = 32RH 3 Spd. Auto.
L=SE	U = Wrangler 4WD (RHD)		ERH, ER0 = 4.0L Power Tech	DDQ = 5 Spd. Manual
P=Sahara				DDD = 5 Speed HD Manual
				DG0 = Auto Trans.
				DBB = Manual Trans.
				DD0 = All 5 Speed Manual

AR = Use as required - = Non illustrated part # = New this model year

February 6, 2002

Alternator 2.5L Engine Figure 008-205



ITEM	PART NUMBER	QTY	LINE	SERIES	BODY	ENGINE	TRANS	DESCRIPTION
EP0=2.5L Engine manual, 12 Disc Magazine.								
manual, 12 Disc Magazine.								
ERH=4.0L Power Tech Engine manual, 12 Disc Magazine.								
1								BRACKET, Alternator And Compressor
	53013 281AB	1	U			EP0		
	53010 224AB	1	J			EP0		
2	5301 0230	1				EP0		PULLEY, Idler
3								ALTERNATOR
	56005 684AB	1				EP0		81 Amp
	56005 685AC	1				EP0		117 Amp
4	5300 7604	1	J			EP0		BRACKET, Alternator, Rear Mounting
5	5300 7506	1	J			EP0		BRACKET, Alternator, Rear Mounting
6	5301 1275	1	U			EP0		BRACKET, Alternator, Lower Mounting
7	5301 0148	1				EP0		BRACKET, Tensioner
8	#53013 209AC	1				ER0		BELT, Accessory Drive, Without Air Conditioning
9	4792 112	1				EP0		PULLEY, Idler
-10	6502 134	1				EP0		BOLT, Hex Flange Head, M10x1.50x110, Alternator Pivot Bolt
-11	6502 135	1	J			EP0		NUT, Hex Flange, M10x1.5, Alternator Pivot Bolt
-12	6502 136	1	J			EP0		BOLT, Hex Flange Head, M10x1.50x55, Alternator Rear Mounting Bracket
-13	6025 063	1	J			EP0		SCREW AND WASHER, .375-16x1.125, Alternator A/C Mounting Bracket
-14	6502 144	1	J			EP0		SCREW AND WASHER, Hex Head, M10x1.5x25, Alternator Brace
-15								BOLT, Hex Head, .375-16x2.50
	6033 949	1	J			EP0		Alternator Bracket to Front Cover
		2	U			EP0		Alternator Bracket to Front Cover

JEEP WRANGLER (TJ)

SERIES
H=Sport
L=SE
P=Sahara

LINE
J = Wrangler 4WD
U = Wrangler 4WD (RHD)

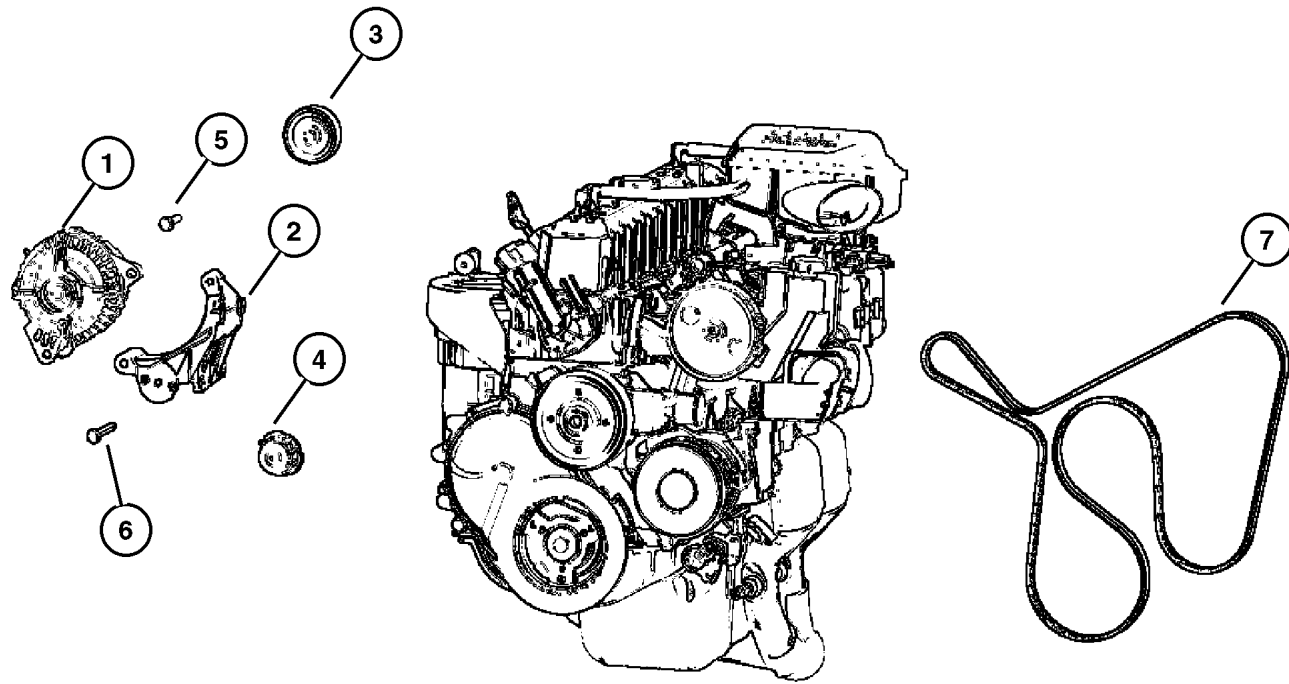
BODY
77=93.4 WB

ENGINE
EPE, EP0 = 2.5L Power Tech
ERH, ER0 = 4.0L Power Tech

TRANSMISSION
DGG, DGD = 32RH 3 Spd. Auto.
DDQ = 5 Spd. Manual
DDD = 5 Speed HD Manual
DGO = Auto Trans.
DBB = Manual Trans.
DDO = All 5 Speed Manual

Alternator 4.0L Engine Figure 008-210

ITEM	PART NUMBER	QTY	LINE	SERIES	BODY	ENGINE	TRANS	DESCRIPTION
[ER0]=4.0L Engine manual, 12 Disc Magazine.								
1								ALTERNATOR
	#56041 565AA	1				ER0		117 Amp
	#56041 685AA	1				ER0		81 Amp
2	4854 026	1				ER0		BRACKET, Alternator
3	4854 089	1				ER0		TENSIONER, Alternator Belt
4	4854 092	1				ER0		PULLEY, Idler
5	0154 854AA	4				ER0		SCREW AND WASHER, Hex
6	6504 344	1				ER0		SCREW AND WASHER, Hex Head
7	#53013 209AC	1				ER0		BELT, Accessory Drive

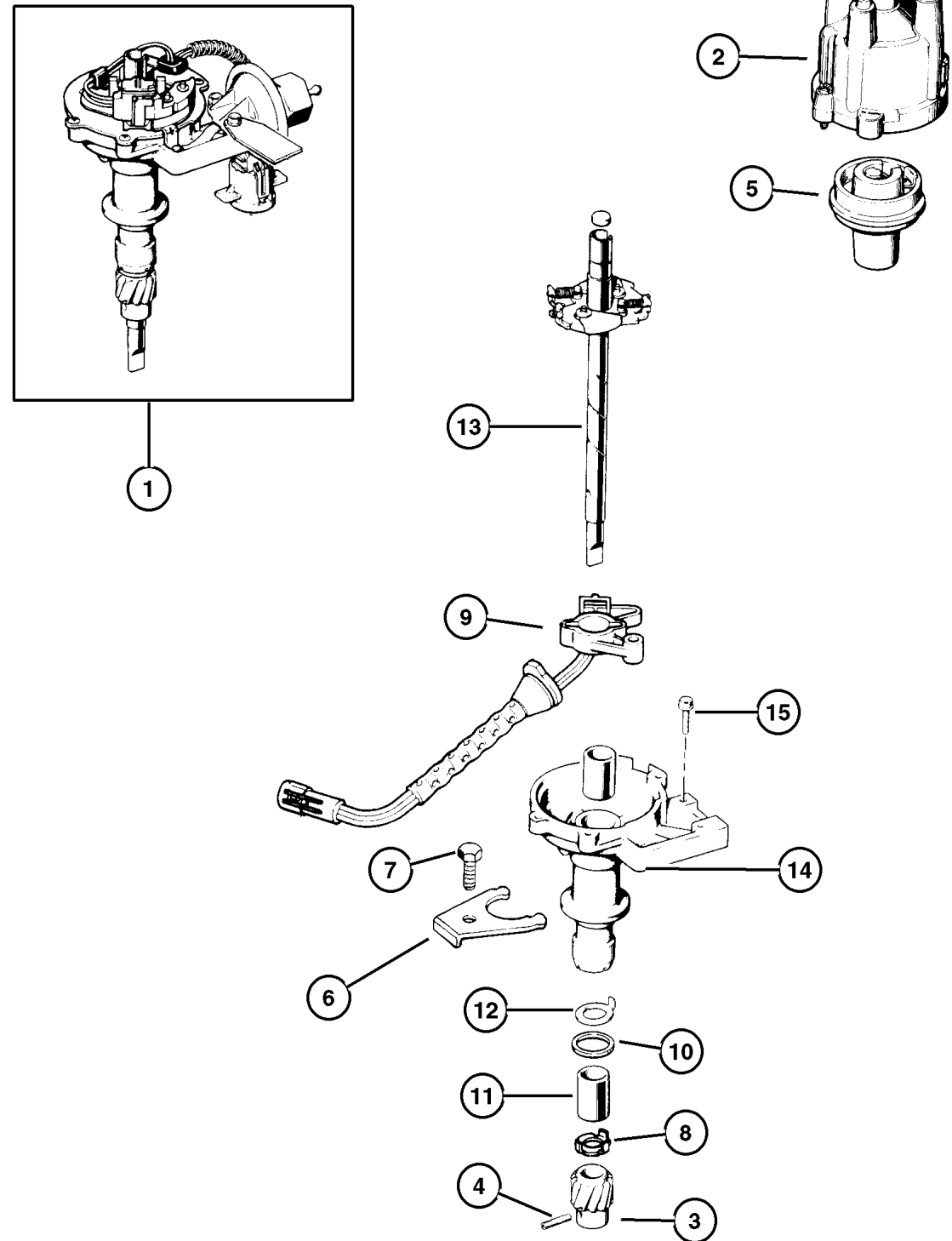


JEEP WRANGLER (TJ)				
SERIES	LINE	BODY	ENGINE	TRANSMISSION
H=Sport	J = Wrangler 4WD	77=93.4 WB	EPE, EP0 = 2.5L Power Tech	DGG, DGD = 32RH 3 Spd. Auto.
L=SE	U = Wrangler 4WD (RHD)		ERH, ER0 = 4.0L Power Tech	DDQ = 5 Spd. Manual
P=Sahara				DDD = 5 Speed HD Manual
				DG0 = Auto Trans.
				DBB = Manual Trans.
				DD0 = All 5 Speed Manual

AR = Use as required - = Non illustrated part # = New this model year

February 6, 2002

Distributor 2.5L Engine Figure 008-305



ITEM	PART NUMBER	QTY	LINE	SERIES	BODY	ENGINE	TRANS	DESCRIPTION
EP0=2.5L Engine manual, 12 Disc Magazine.								
DGD=3 Speed Automatic Transmission manual, 12 Disc Magazine.								
1	5604 1033	1				EP0		DISTRIBUTOR, Engine
2	53006 152AB	1				EP0		CAP, Distributor
3	8350 4635	1				EP0		GEAR, Distributor Drive
4	9422 127	1				EP0		ROLL PIN, .19x.75
5	5602 7019	1				EP0		ROTOR, Distributor
6	3300 4242	1				EP0		CLAMP, Distributor
7	6033 479	6					DGD	BOLT, Hex Head, .25-28x1-5/8
8	5300 9078	1				EP0		WASHER, Distributor Gear
9	5604 1030	1				EP0		SWITCHPLATE, Distributor
10	J318 1288	1				EP0		GASKET, Distributor
11								SPACER, Distributor, Serviced w/ Distrbutor, (NOT SERVICED)
12								SEAL, Serviced w/Distrbutor, (NOT SERVICED)
13								SHAFT, Distributor, Serviced w/Distrbutor, (NOT SERVICED)
14								HOUSING, Distributor, Serviced w/ Distrbutor, (NOT SERVICED)
15								SCREW, Serviced w/Distrbutor, (NOT SERVICED)

JEEP WRANGLER (TJ)

SERIES
H=Sport
L=SE
P=Sahara

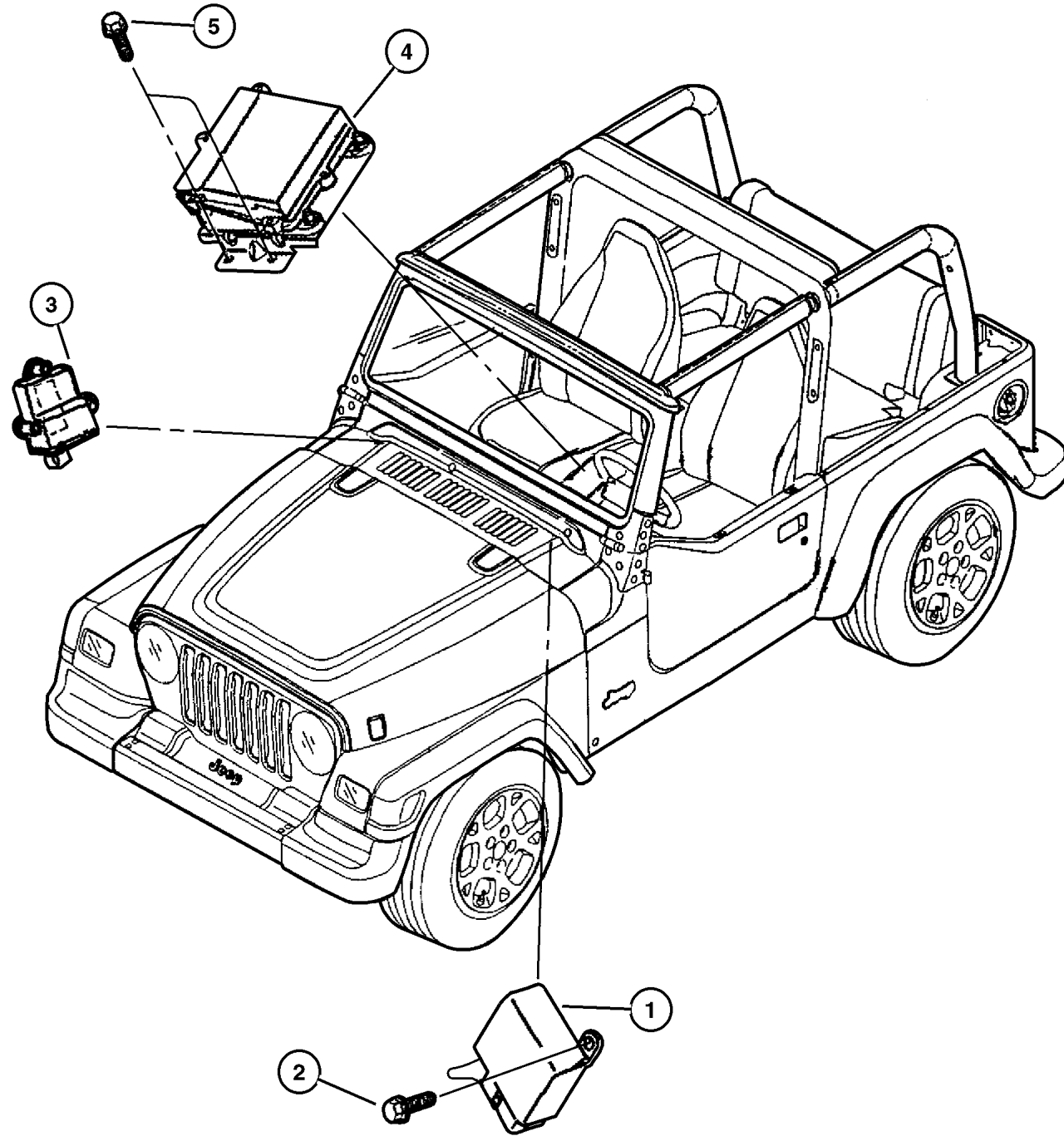
LINE
J = Wrangler 4WD
U = Wrangler 4WD (RHD)

BODY
77=93.4 WB

ENGINE
EPE, EP0 = 2.5L Power Tech
ERH, ER0 = 4.0L Power Tech

TRANSMISSION
DGG, DGD = 32RH 3 Spd. Auto.
DDQ = 5 Spd. Manual
DDD = 5 Speed HD Manual
DGO = Auto Trans.
DDB = Manual Trans.
DDO = All 5 Speed Manual

Modules
Figure 008-405



ITEM	PART NUMBER	QTY	LINE	SERIES	BODY	ENGINE	TRANS	DESCRIPTION
1	5600 4262	1						MODULE, Daytime Running Lamp, Daytime Running Lamp
2								SCREW, 250-14x.625 (Not Serviced) ***, (NOT SERVICED)
3								MODULE, Immobilizer, (NOT REQUIRED)
4	56010 105AD	1						MODULE, Air Bag Control
5								SCREW, M6.3x1.81x20.00 , (NOT SERVICED)

JEEP WRANGLER (TJ)

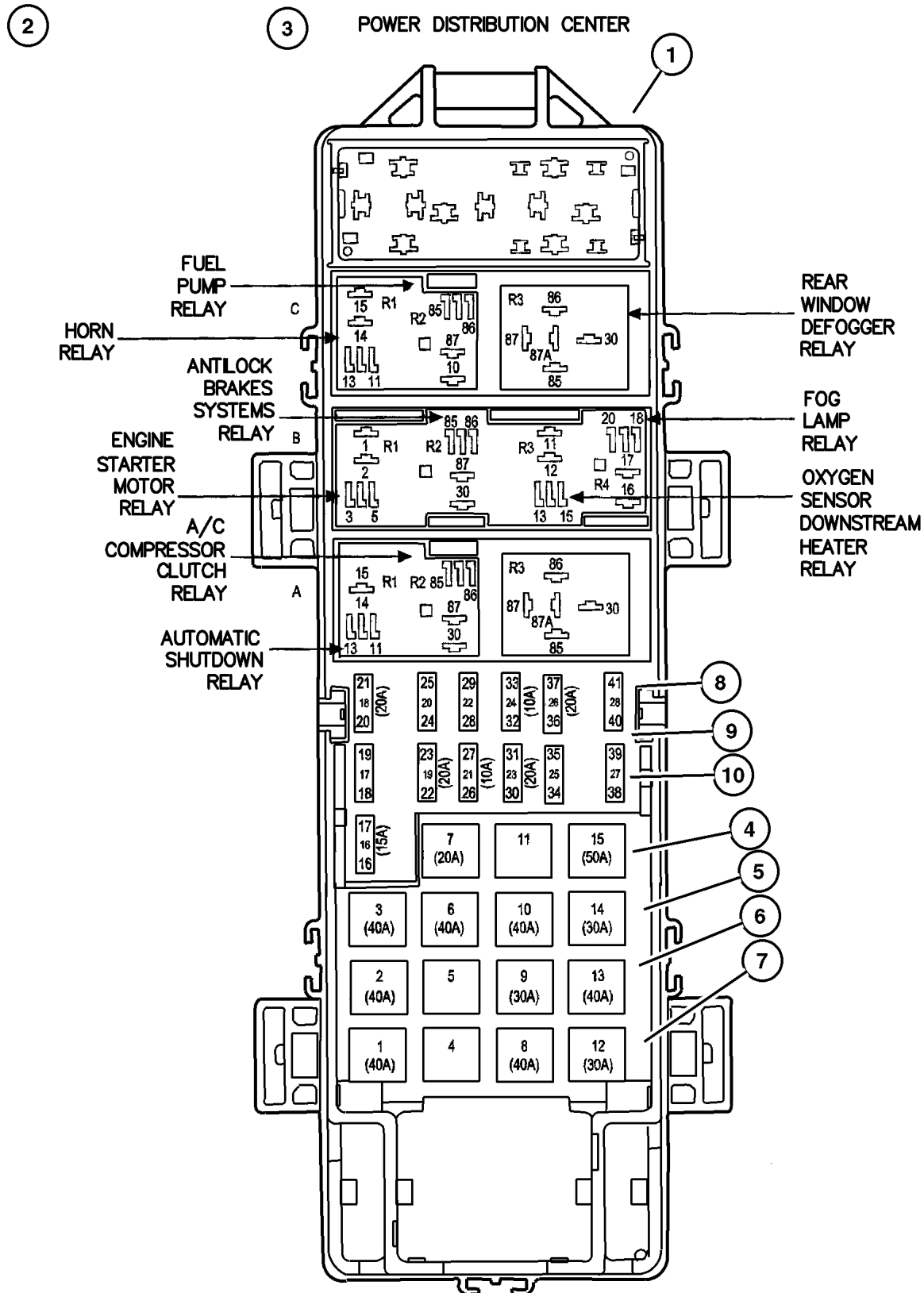
SERIES	LINE	BODY	ENGINE	TRANSMISSION
H=Sport	J = Wrangler 4WD	77=93.4 WB	EPE, EP0 = 2.5L Power Tech	DGG, DGD = 32RH 3 Spd. Auto.
L=SE	U = Wrangler 4WD (RHD)		ERH, ER0 = 4.0L Power Tech	DDQ = 5 Spd. Manual
P=Sahara				DDD = 5 Speed HD Manual
				DG0 = Auto Trans.
				DBB = Manual Trans.
				DDO = All 5 Speed Manual

AR = Use as required - = Non illustrated part # = New this model year

February 6, 2002

Power Distribution Center Relays and Fuses
Figure 008-505

ITEM	PART NUMBER	QTY	LINE	SERIES	BODY	ENGINE	TRANS	DESCRIPTION
1								POWER DISTRIBUTION CENTER, Served in Headlamp to Dash Harness. (NOT SERVICED)
2	4671 168	1						RELAY, Mini
3	4638 094	1						RELAY PACKAGE, Electrical
4	6102 075AA	1						FUSE CARTRIDGE, 20 Amp
5	6102 076AA	3						FUSE CARTRIDGE, 30 Amp
6	6102 077AA	1						FUSE CARTRIDGE, 40 Amp
7								FUSE CARTRIDGE, 50 Amp, 06102078AA, (NOT SERVICED)
8	00AT M10	2						FUSE, Mini, 10 AMP, Red
9								FUSE, Mini, 15 AMP, Light Blue, 000ATM15, (NOT SERVICED)
10	00AT M20	1				DG0		FUSE, Mini, 20 AMP, Yellow
-11	#56009 713AF	1						COVER, Power Distribution Center Top
	#56047 000AA	1						Bottom



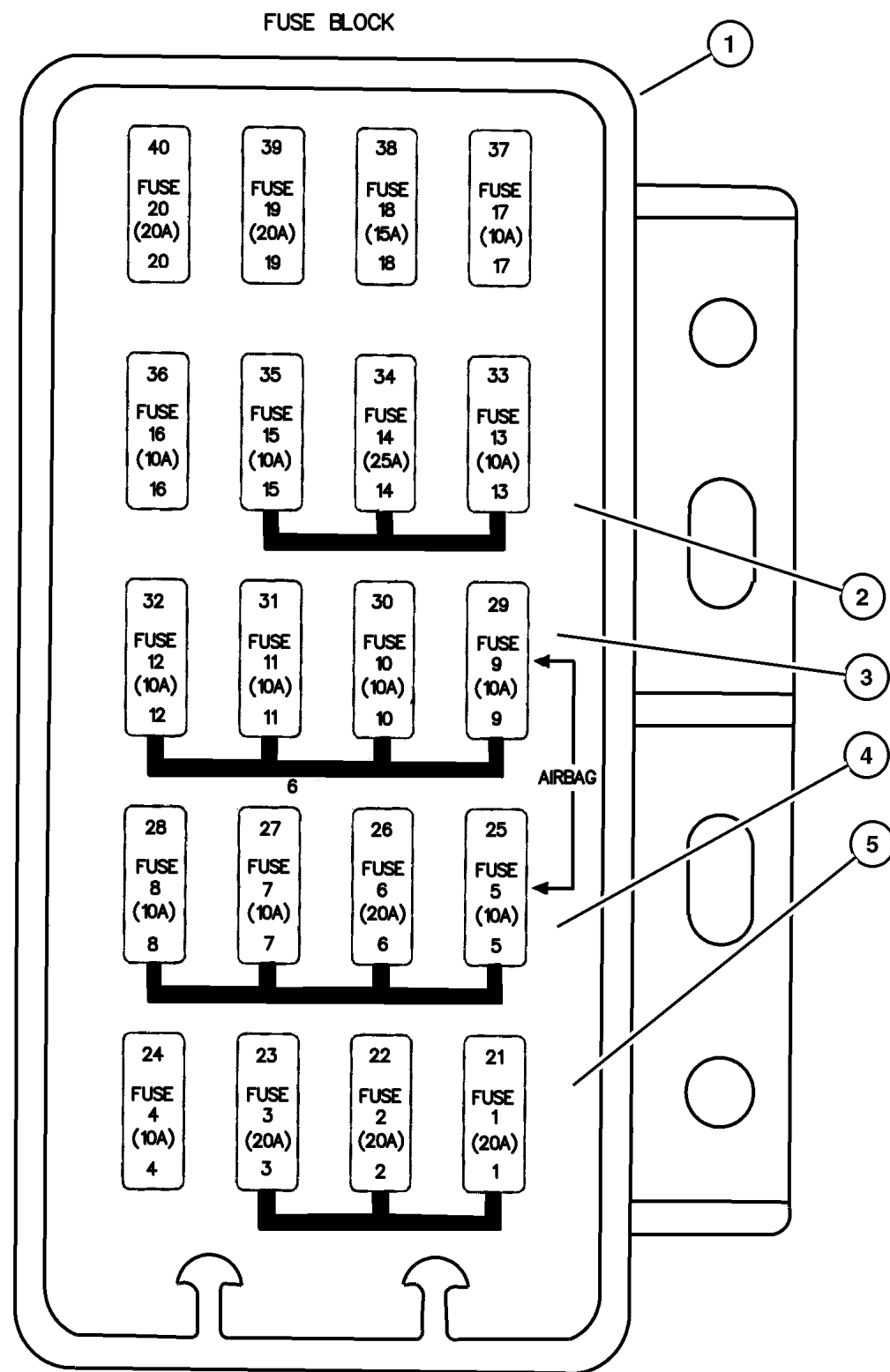
JEEP WRANGLER (TJ)

SERIES	LINE	BODY	ENGINE	TRANSMISSION
H=Sport	J = Wrangler 4WD	77=93.4 WB	EPE, EP0 = 2.5L Power Tech	DGG, DGD = 32RH 3 Spd. Auto.
L=SE	U = Wrangler 4WD (RHD)		ERH, ER0 = 4.0L Power Tech	DDQ = 5 Spd. Manual
P=Sahara				DDD = 5 Speed HD Manual
				DG0 = Auto Trans.
				DBB = Manual Trans.
				DDO = All 5 Speed Manual

AR = Use as required - = Non illustrated part # = New this model year

February 6, 2002

Fuse Block Relays and Fuses
Figure 008-510



ITEM	PART NUMBER	QTY	LINE	SERIES	BODY	ENGINE	TRANS	DESCRIPTION
1								BLOCK, Fuse, Serviced in Cross Body Harness, (NOT SERVICED)
2	00AT M10	2						FUSE, Mini, 10 AMP, Red
3								FUSE, Mini, 15 AMP, Light Blue, ATM15, (NOT SERVICED)
4	00AT M20	5						FUSE, Mini, 20 AMP, Yellow
5								FUSE, Mini, 25 Amp, Natural, ATM25, (NOT SERVICED)

JEEP WRANGLER (TJ)

SERIES
H=Sport
L=SE
P=Sahara

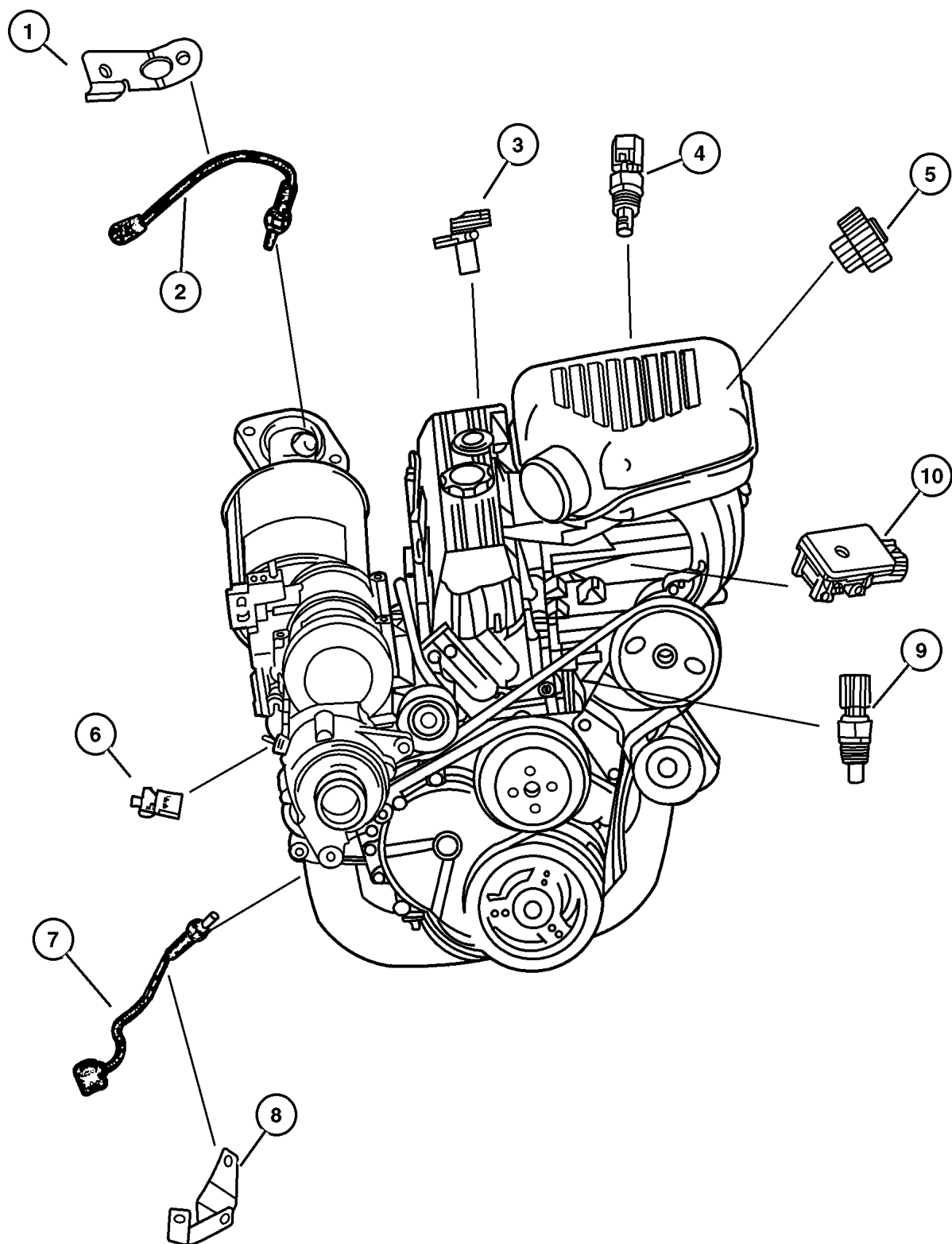
LINE
J = Wrangler 4WD
U = Wrangler 4WD (RHD)

BODY
77=93.4 WB

ENGINE
EPE, EP0 = 2.5L Power Tech
ERH, ER0 = 4.0L Power Tech

TRANSMISSION
DGG, DGD = 32RH 3 Spd. Auto.
DDQ = 5 Spd. Manual
DDD = 5 Speed HD Manual
DG0 = Auto Trans.
DBB = Manual Trans.
DD0 = All 5 Speed Manual

Sensors 2.5L Engine Figure 008-605



ITEM	PART NUMBER	QTY	LINE	SERIES	BODY	ENGINE	TRANS	DESCRIPTION
EP0=2.5L Engine manual, 12 Disc Magazine.								
manual, 12 Disc Magazine.								
DBB= Manual Transmission manual, 12 Disc Magazine.								
DGO=Automatic Transmission manual, 12 Disc Magazine.								
DGG= Automatic Transmission 3 Speed manual, 12 Disc Magazine.								
DGD=Automatic Transmission 3 Speed manual, 12 Disc Magazine.								
DGK=Manual Transmission 5 Speed Heavy Duty manual, 12 Disc Magazine.								
1	5604 1069	1				EP0		BRACKET, Oxygen Sensor
2	56041 212AF	1				EP0,		SENSOR, Oxygen
3	56041 819AA	1				EP0		SENSOR, Crankshaft Position
4	5602 7872	1				EP0,		SENSOR, Air Temperature
5	4874 371AC	1				EP0		SENSOR, Throttle Position
6	56028 807AA	1				EP0,		SENDING UNIT, Oil Pressure
7	56041 213AF	1				EP0		SENSOR, Oxygen
8	5604 1069	1				EP0		BRACKET, Oxygen Sensor
9	5602 7873	1				EP0,		SENSOR, Coolant Temperature
10	5602 9405	1				EP0,		SENSOR, Map
-11	3420 2536	2				EP0	DGD	STUD, .312-18x2.26, Crank Sensor Mounting

JEEP WRANGLER (TJ)

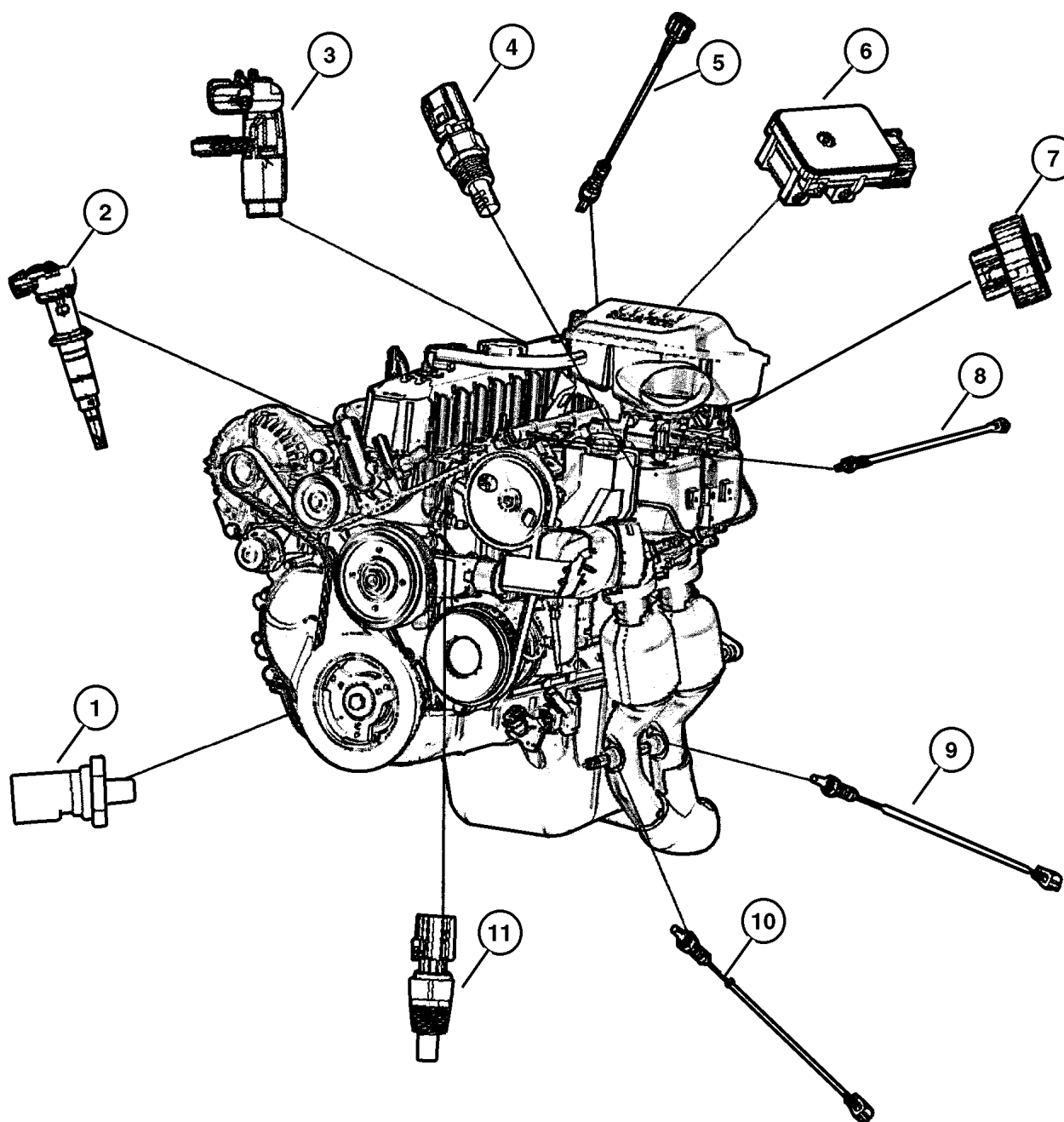
SERIES	LINE	BODY	ENGINE	TRANSMISSION
H=Sport	J = Wrangler 4WD	77=93.4 WB	EPE, EP0 = 2.5L Power Tech	DGG, DGD = 32RH 3 Spd. Auto.
L=SE	U = Wrangler 4WD (RHD)		ERH, ER0 = 4.0L Power Tech	DDQ = 5 Spd. Manual
P=Sahara				DDD = 5 Speed HD Manual
				DGO = Auto Trans.
				DBB = Manual Trans.
				DDO = All 5 Speed Manual

AR = Use as required - = Non illustrated part # = New this model year

February 6, 2002

Sensors 4.0L Engine Figure 008-610

ITEM	PART NUMBER	QTY	LINE	SERIES	BODY	ENGINE	TRANS	DESCRIPTION
[ER0]=All 4.0L Engine manual, 12 Disc Magazine.								
[DG0]=All Automatic Transmissions manual, 12 Disc Magazine.								
1	56028 807AA	1				EP0, ER0		SENDING UNIT, Oil Pressure
2	4897 023AA	1				ER0		SENSOR, Camshaft
3	4897 321AA	1				ER0	DG0	SENSOR PACKAGE, Crankshaft Position
4	5602 7872	1				EP0, ER0		SENSOR, Air Temperature
5	56041 213AG	1				ER0		SENSOR, Oxygen
6	5602 9405	1				EP0, ER0		SENSOR, Map
7	4874 371AC	1				ER0		SENSOR, Throttle Position
8	56041 212AF	1				ER0		SENSOR, Oxygen, California
9	56041 213AF	1				ER0		SENSOR, Oxygen
10	56041 213AF	1				ER0		SENSOR, Oxygen, California
11	5602 7873	1				EP0, ER0		SENSOR, Coolant Temperature



JEEP WRANGLER (TJ)

SERIES
H=Sport
L=SE
P=Sahara

LINE
J = Wrangler 4WD
U = Wrangler 4WD (RHD)

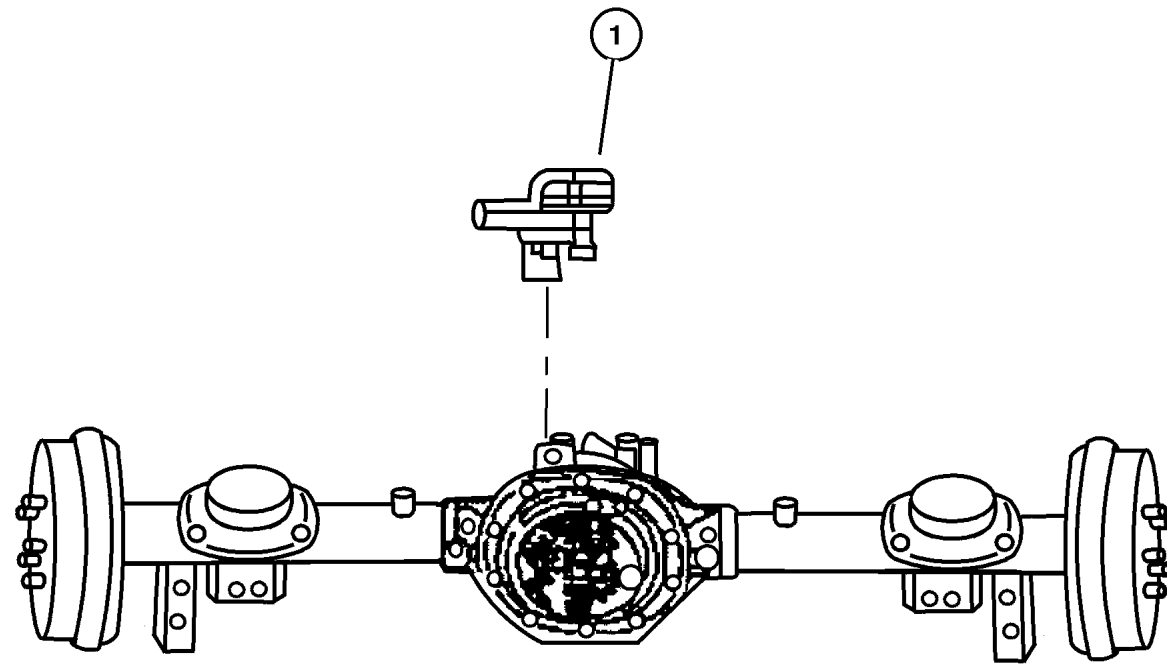
BODY
77=93.4 WB

ENGINE
EPE, EP0 = 2.5L Power Tech
ERH, ER0 = 4.0L Power Tech

TRANSMISSION
DGG, DGD = 32RH 3 Spd. Auto.
DDQ = 5 Spd. Manual
DDD = 5 Speed HD Manual
DG0 = Auto Trans.
DBB = Manual Trans.
DD0 = All 5 Speed Manual

Sensors Drivetrain
Figure 008-615

ITEM	PART NUMBER	QTY	LINE	SERIES	BODY	ENGINE	TRANS	DESCRIPTION
1	5602 7905	1						SENSOR, Vehicle Speed



JEEP WRANGLER (TJ)

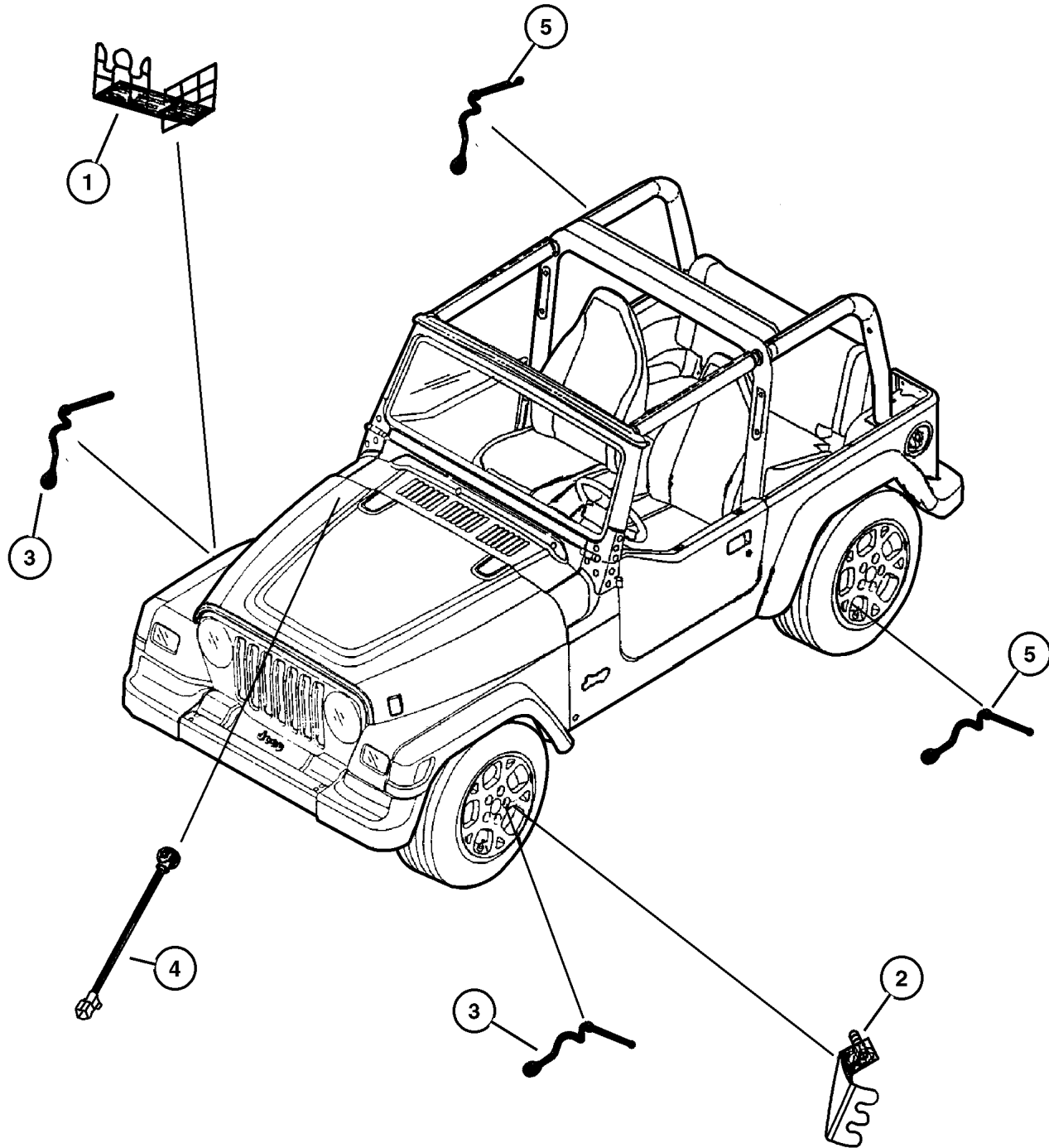
SERIES	LINE	BODY	ENGINE	TRANSMISSION
H=Sport	J = Wrangler 4WD	77=93.4 WB	EPE, EP0 = 2.5L Power Tech	DGG, DGD = 32RH 3 Spd. Auto.
L=SE	U = Wrangler 4WD (RHD)		ERH, ER0 = 4.0L Power Tech	DDQ = 5 Spd. Manual
P=Sahara				DDD = 5 Speed HD Manual
				DG0 = Auto Trans.
				DBB = Manual Trans.
				DD0 = All 5 Speed Manual

AR = Use as required - = Non illustrated part # = New this model year

February 6, 2002

Sensors Body
Figure 008-620

ITEM	PART NUMBER	QTY	LINE	SERIES	BODY	ENGINE	TRANS	DESCRIPTION
1	5200 8919	1						BRACKET, ABS Sensor
2	5200 8920	1						BRACKET, ABS Sensor
3	5602 7727	2	J					SENSOR, Anti-Lock Brakes
4	5602 7332	1						SENSOR, Battery Temperature
5								SENSOR, Anti-Lock Brakes
	5602 7728	1	J					Right
	5602 7729	1	J					Left



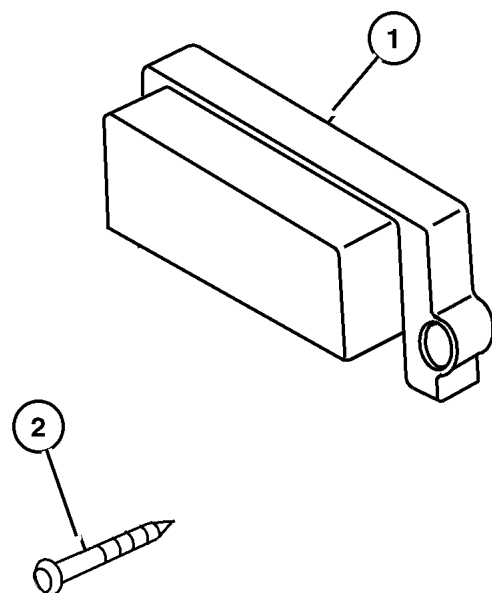
JEEP WRANGLER (TJ)

SERIES	LINE	BODY	ENGINE	TRANSMISSION
H=Sport	J = Wrangler 4WD	77=93.4 WB	EPE, EP0 = 2.5L Power Tech	DGG, DGD = 32RH 3 Spd. Auto.
L=SE	U = Wrangler 4WD (RHD)		ERH, ER0 = 4.0L Power Tech	DDQ = 5 Spd. Manual
P=Sahara				DDD = 5 Speed HD Manual
				DG0 = Auto Trans.
				DBB = Manual Trans.
				DD0 = All 5 Speed Manual

AR = Use as required - = Non illustrated part # = New this model year

February 6, 2002

**Single Board Engine Controllers (JTEC Module)
Figure 008-705**



ITEM	PART NUMBER	QTY	LINE	SERIES	BODY	ENGINE	TRANS	DESCRIPTION
								EP0=2.5L Engine manual, 12 Disc Magazine. ER0=4.0L Engine manual, 12 Disc Magazine. DG0=Automatic Transmission manual, 12 Disc Magazine. DBB= Manual Transmission manual, 12 Disc Magazine.
1								MODULE, Powertrain Control
	#56041 645AC	1				EP0	DBB	w/Federal Emission
	#56041 646AC	1				EP0	DBB	w/California Emission
	#56041 647AC	1				EP0	DBB	w/Export Emission
	#56041 648AC	1				EP0	DBB	w/Leaded Fuel Emission
	#56041 649AC	1				EP0	DG0	w/Federal Emission
	#56041 650AC	1				EP0	DG0	w/California Emission
	#56041 651AC	1				EP0	DG0	w/Export Emission
	#56041 652AC	1				ER0	DBB	w/Federal Emission
	#56041 653AC	1				ER0	DBB	w/California Emission
	#56041 654AC	1				ER0	DBB	w/Export Emission
	#56041 655AC	1				ER0	DBB	w/Leaded Fuel Emission
	#56041 657AC	1				ER0	DG0	w/Federal Emission
	#56041 658AC	1				ER0	DG0	w/California Emission
	#56041 659AC	1				ER0	DG0	w/Export Emission
	#56041 660AC	1				ER0	DG0	w/Leaded Fuel Emission
	#56041 670AC	1				ER0	DBB	w/Europe III Emission
	#56041 671AC	1				ER0	DG0	w/Europe III Emission
2								SCREW, (.190-16x1.75) , (NOT SERVICED)
-3								COVER, Module, (NOT REQUIRED)

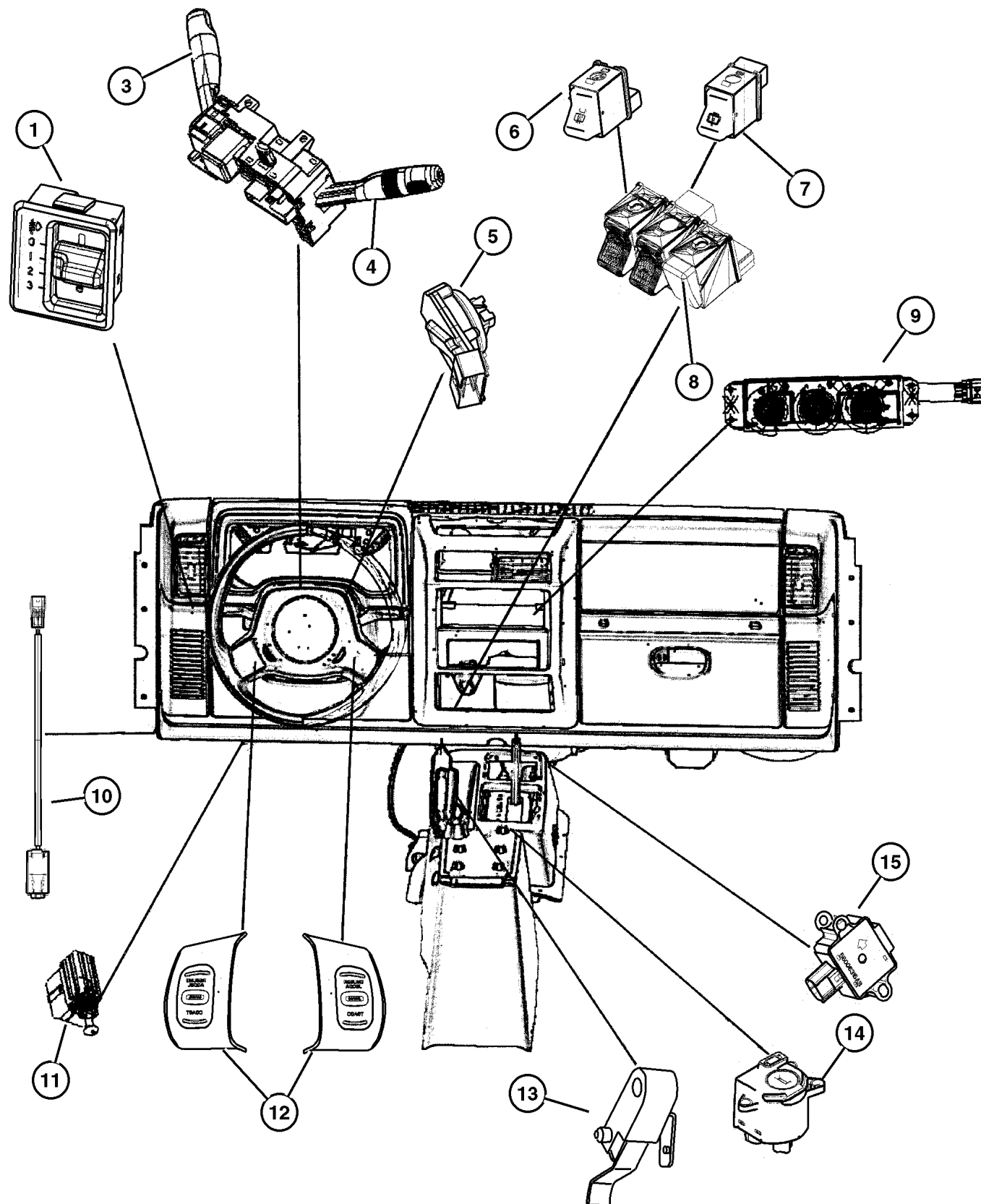
JEEP WRANGLER (TJ)

SERIES	LINE	BODY	ENGINE	TRANSMISSION
H=Sport	J = Wrangler 4WD	77=93.4 WB	EPE, EP0 = 2.5L Power Tech	DGG, DGD = 32RH 3 Spd. Auto.
L=SE	U = Wrangler 4WD (RHD)		ERH, ER0 = 4.0L Power Tech	DDQ = 5 Spd. Manual
P=Sahara				DDD = 5 Speed HD Manual
				DG0 = Auto Trans.
				DBB = Manual Trans.
				DD0 = All 5 Speed Manual

AR = Use as required - = Non illustrated part # = New this model year

February 6, 2002

Switches Instrument Panel and Console Figure 008-805



ITEM	PART NUMBER	QTY	LINE	SERIES	BODY	ENGINE	TRANS	DESCRIPTION
EP0=2.5L Engine manual, 12 Disc Magazine.								
ER0=4.0L Engine manual, 12 Disc Magazine.								
DG0=Automatic Transmission manual, 12 Disc Magazine.								
DDD=Manual Transmission 5 Speed manual, 12 Disc Magazine.								
DDQ=Manual Transmission 5 Speed (Heavy Duty) manual, 12 Disc Magazine.								
DBB= Manual Transmission manual, 12 Disc Magazine.								
1	56009 640AB	1						SWITCH, Headlamp Leveling
-2	5600 9032	1						KNOB AND SHAFT, Headlamp Switch
3	56010 315AA	1					DG0	SWITCH, Multifunction, Left Stalk
4	4793 313	1					DG0	Includes Interior Lights, Exterior Lights (High/Low) & Turn Signal Controls SWITCH, Intermittent Wiper, Right Stalk Includes Windshield Washer & Wiper
5	4565 326	1					DG0	Functions SWITCH, Ignition
6	5600 7250	1						SWITCH, Electric Back Light
7	5600 7249	1						SWITCH, Wiper and Washer
8	5600 7329	1						PLUG, Switch Opening
9	5013 832AA	1						SWITCH, A/C and Heater Vacuum With Air Conditioning
	5013 833AA	1						Without Air Conditioning
10	5600 9047	1	J				DBB	SWITCH, Clutch Starter Interlock
		1	U				DBB	
11	4671 336	1						SWITCH, Stop Lamp
12	56007 530AD	1						SWITCH, Speed Control Right
	56007 531AD	1						Left
13	5212 7960	1						SWITCH, Parking Brake
14	#56010 056AB	1						SWITCH, Passenger Airbag Disarm
15	56006 315AB	1						SWITCH, Anti Lock Brake Accelerat

JEEP WRANGLER (TJ)

SERIES
H=Sport
L=SE
P=Sahara

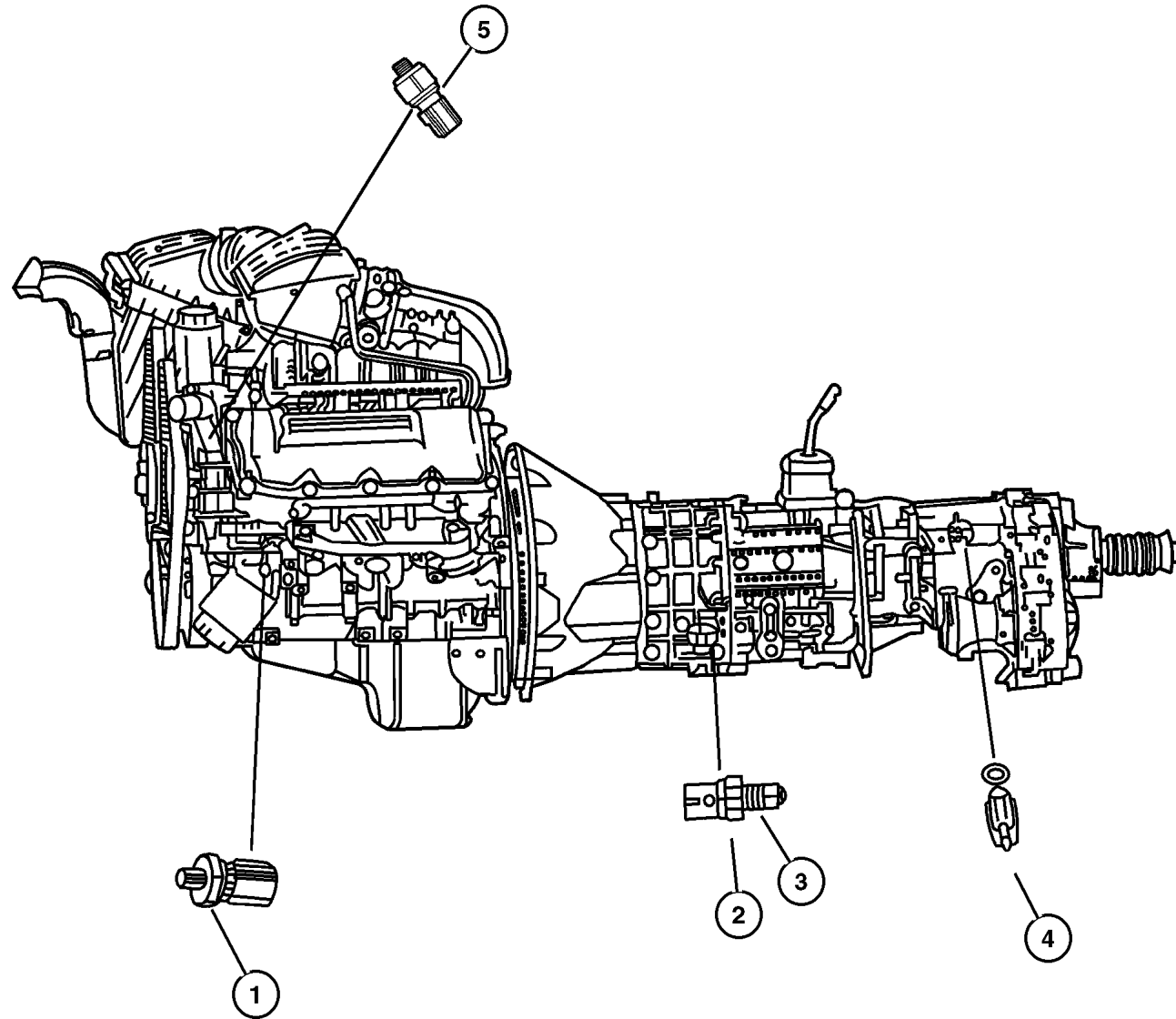
LINE
J = Wrangler 4WD
U = Wrangler 4WD (RHD)

BODY
77=93.4 WB

ENGINE
EPE, EP0 = 2.5L Power Tech
ERH, ER0 = 4.0L Power Tech

TRANSMISSION
DGG, DGD = 32RH 3 Spd. Auto.
DDQ = 5 Spd. Manual
DDD = 5 Speed HD Manual
DG0 = Auto Trans.
DBB = Manual Trans.
DD0 = All 5 Speed Manual

Switches Drivetrain
Figure 008-810



ITEM	PART NUMBER	QTY	LINE	SERIES	BODY	ENGINE	TRANS	DESCRIPTION
[EP0] = 2.5L Engine manual, 12 Disc Magazine.								
[ER0] = 4.0L Engine manual, 12 Disc Magazine.								
[DBB] = Manual Transmission manual, 12 Disc Magazine.								
[DGG] = 3 Speed Automatic Transmission manual, 12 Disc Magazine.								
[DGD] = 3 Speed Automatic Transmission manual, 12 Disc Magazine.								
[DDD] = 5 Speed Manual Transmission manual, 12 Disc Magazine.								
1	56028 807AA	1				EP0, ER0		SENDING UNIT, Oil Pressure
2	56028 181AB	1					DGG	SWITCH, Neutral, Safety, Back Up
3	8350 0629	1				EP0	DDQ	SWITCH, Back Up Lamp
4	J813 4473	1				EP0, ER0	DG0	SWITCH, Transfer Case Mode
5	56027 906AB	1	U			EP0		SWITCH, Power Steering
-6	5011 214AA	1						SWITCH, Blower Control

JEEP WRANGLER (TJ)


SERIES	LINE	BODY	ENGINE	TRANSMISSION
H=Sport	J = Wrangler 4WD	77=93.4 WB	EPE, EP0 = 2.5L Power Tech	DGG, DGD = 32RH 3 Spd. Auto.
L=SE	U = Wrangler 4WD (RHD)		ERH, ER0 = 4.0L Power Tech	DDQ = 5 Spd. Manual
P=Sahara				DDD = 5 Speed HD Manual
				DG0 = Auto Trans.
				DBB = Manual Trans.
				DD0 = All 5 Speed Manual

AR = Use as required - = Non illustrated part # = New this model year

February 6, 2002

Switches Body
Figure 008-815

ITEM	PART NUMBER	QTY	LINE	SERIES	BODY	ENGINE	TRANS	DESCRIPTION
1	4687 558	2						SWITCH, Door Ajar



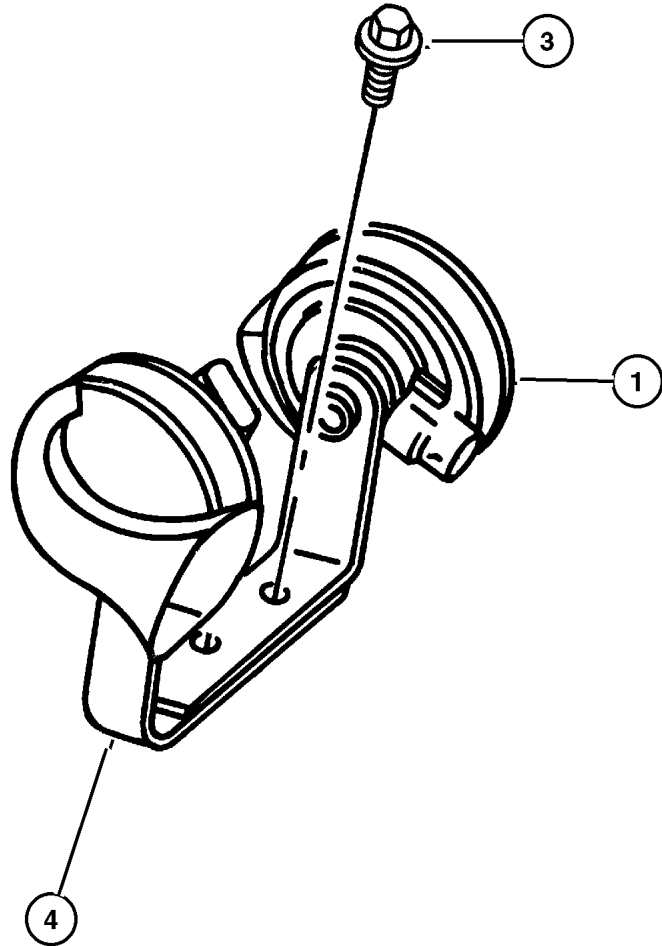
JEEP WRANGLER (TJ)				
SERIES	LINE	BODY	ENGINE	TRANSMISSION
H=Sport	J = Wrangler 4WD	77=93.4 WB	EPE, EP0 = 2.5L Power Tech	DGG, DGD = 32RH 3 Spd. Auto.
L=SE	U = Wrangler 4WD (RHD)		ERH, ER0 = 4.0L Power Tech	DDQ = 5 Spd. Manual
P=Sahara				DDD = 5 Speed HD Manual
				DG0 = Auto Trans.
				DBB = Manual Trans.
				DDO = All 5 Speed Manual

AR = Use as required - = Non illustrated part # = New this model year

February 6, 2002

Horns
Figure 008-905

ITEM	PART NUMBER	QTY	LINE	SERIES	BODY	ENGINE	TRANS	DESCRIPTION
1	56009 769AB	1						HORN, Duel
-2	56009 768AC	1						HORN, High Note, (EUROPE)
3								SCREW, Tap, M8x1.25x22, (NOT SERVICED)
4								BRACKET, Horn Mounting (Serviced In Assembly Item # 1), (NOT SERVICED)



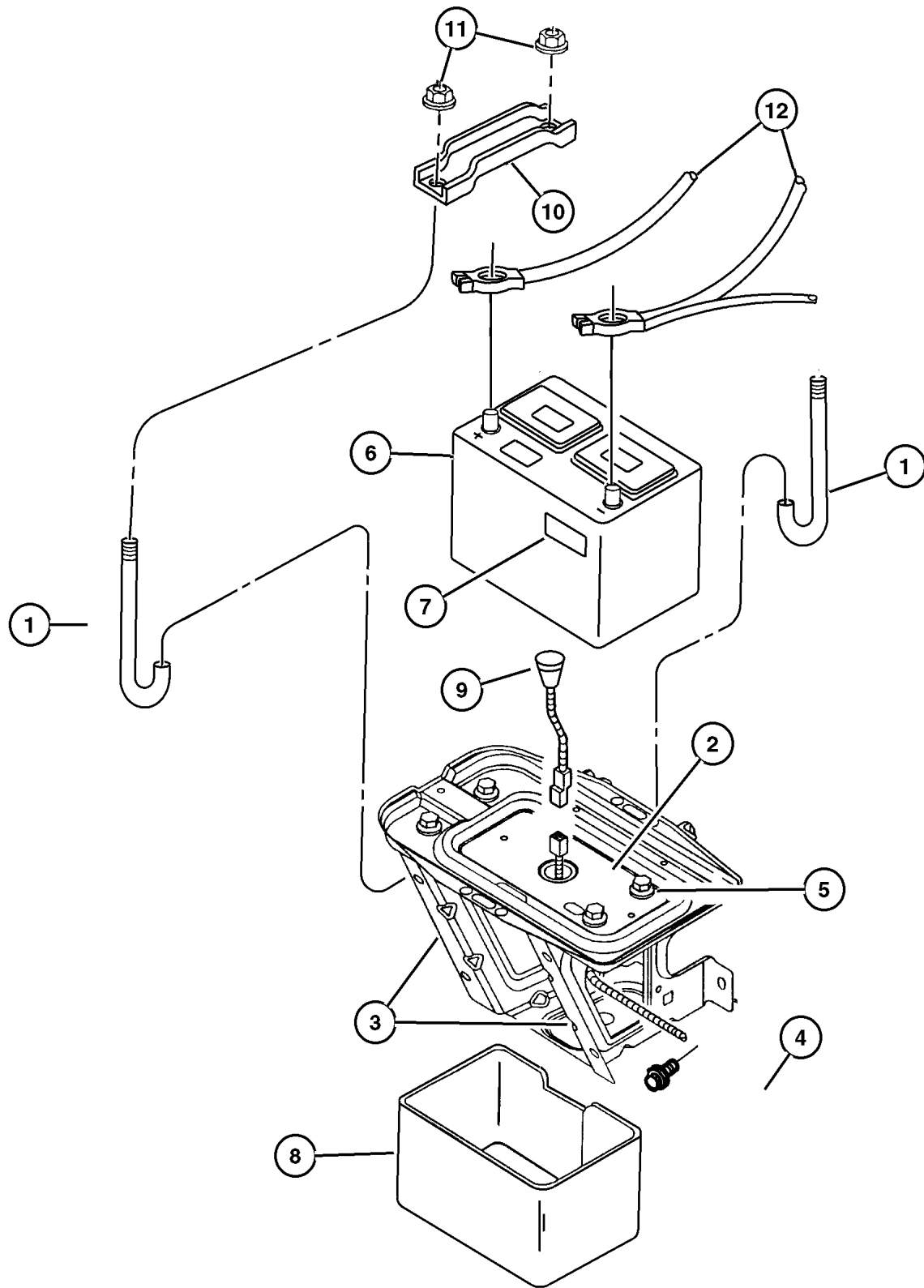
JEEP WRANGLER (TJ)				
SERIES	LINE	BODY	ENGINE	TRANSMISSION
H=Sport	J = Wrangler 4WD	77=93.4 WB	EPE, EP0 = 2.5L Power Tech	DGG, DGD = 32RH 3 Spd. Auto.
L=SE	U = Wrangler 4WD (RHD)		ERH, ER0 = 4.0L Power Tech	DDQ = 5 Spd. Manual
P=Sahara				DDD = 5 Speed HD Manual
				DG0 = Auto Trans.
				DBB = Manual Trans.
				DD0 = All 5 Speed Manual

AR = Use as required - = Non illustrated part # = New this model year

February 6, 2002

Battery Tray & Cables Figure 008-1005

ITEM	PART NUMBER	QTY	LINE	SERIES	BODY	ENGINE	TRANS	DESCRIPTION
[EP0]=2.5L Engine manual, 12 Disc Magazine.								
[ER0]=4.0L Engine manual, 12 Disc Magazine.								
1	5502 6434	2						ROD, Battery
2	5517 4728	1						TRAY, Battery
3								REINFORCEMENT, Battery Tray
	#55174 782AB	1						Right
	#55174 783AB	1						Left
4	6100 583	4						BOLT AND CONED WASHER, Hex Head, M8x25x20
5	0180 077	1						BOLT, Hex Head, 5/16x18x3/4
6								BATTERY, See MOPAR Battery Catalog, (NOT SERVICED)
7	4793 062	1				EP0,		LABEL, Battery
						ER0		
8	56027 073AB	1				EP0,		COVER, Battery
						ER0		
9	5602 7332	1						SENSOR, Battery Temperature
10	5501 4361	1						BRACKET, Battery Hold Down
11	6025 007	2						NUT AND WASHER, Hex, .312-18
12								WIRING, Battery
	#56041 445AD	1	J			EP0		Left Hand Drive
	#56041 446AD	1	J			ER0		Left Hand Drive
	#56041 447AC	1	U			EP0		Right Hand Drive
	#56041 448AD	1	U			ER0		Right Hand Drive
-13	55176 426AB	1						PROTECTOR, Wiring
-14	4641 780	1						STRAP, Tie



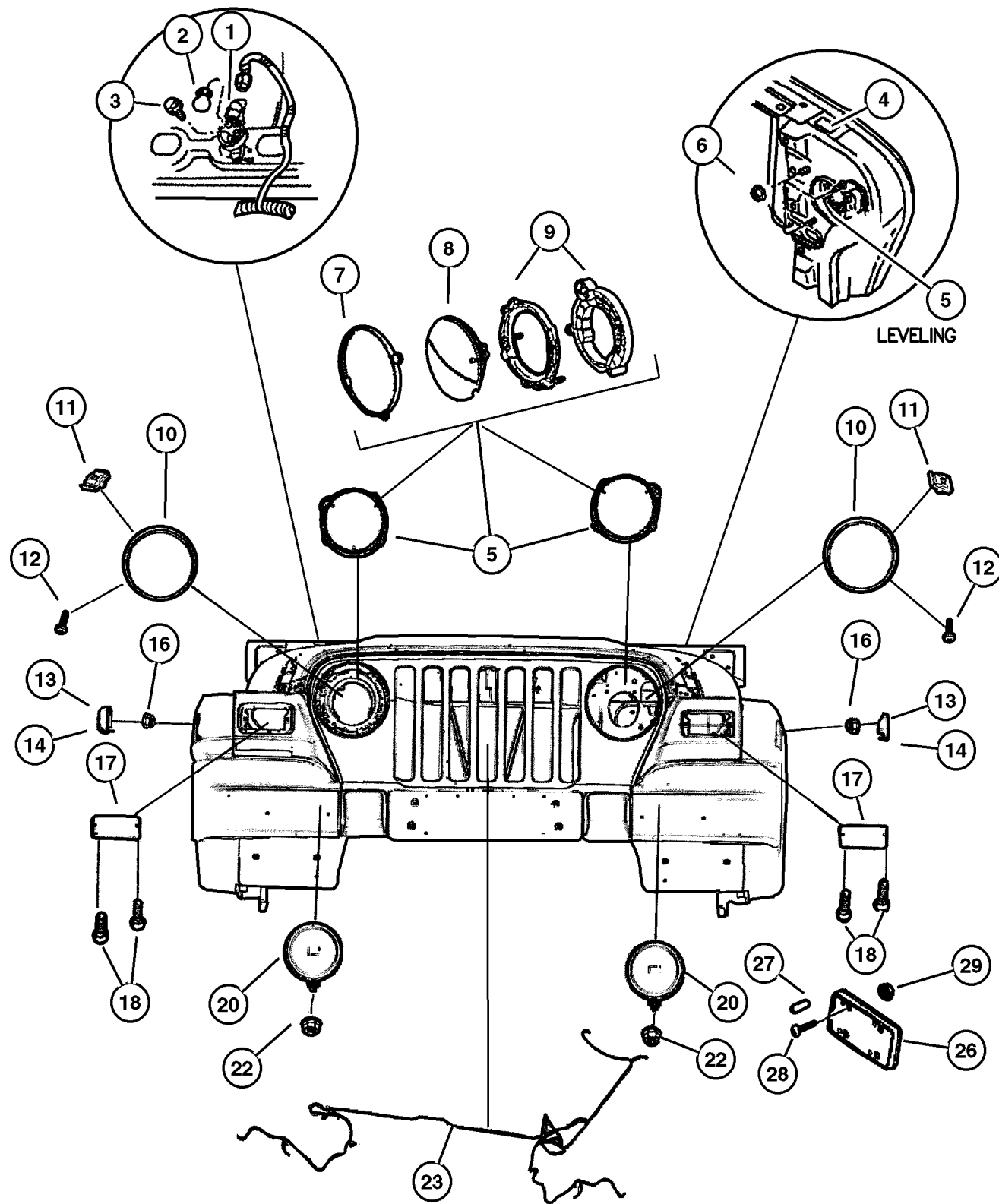
JEEP WRANGLER (TJ)

SERIES	LINE	BODY	ENGINE	TRANSMISSION
H=Sport	J = Wrangler 4WD	77=93.4 WB	EPE, EP0 = 2.5L Power Tech	DGG, DGD = 32RH 3 Spd. Auto.
L=SE	U = Wrangler 4WD (RHD)		ERH, ER0 = 4.0L Power Tech	DDQ = 5 Spd. Manual
P=Sahara				DDD = 5 Speed HD Manual
				DG0 = Auto Trans.
				DBB = Manual Trans.
				DDO = All 5 Speed Manual

AR = Use as required - = Non illustrated part # = New this model year

February 6, 2002

Lamps Front
Figure 008-1105



ITEM	PART NUMBER	QTY	LINE	SERIES	BODY	ENGINE	TRANS	DESCRIPTION
1	5602 1441	1						LAMP, Underhood
2	L000 0561	1						BULB, 561
3								SCREW, 0.190-16x.625 , (NOT SERVICED)
4	5263 188	1						LABEL, Headlamp Leveling, H/Lamp Leveling System (AUSTRALIA, SOUTH AFRICA, SOUTH KOREA, UNITED KINGDOM, UNITED KINGDOM MARKET PACKAGE)
5								HEADLAMP
	55055 036AD	1	J					Without Leveling (Europe), Right
	55055 037AD	1	J					Without Leveling (Europe), Left
	55055 038AD	1	U					Without Leveling (Europe), Right
	55055 039AD	1	U					Without Leveling (Europe), Left
	55055 040AD	1	J					With Leveling (Europe), Right
	55055 041AD	1	J					With Leveling (Europe), Left
	55055 250AD	1	U					With Leveling (Europe), Right
	55055 251AD	1	U					With Leveling (Europe), Left
	4874 379	1	J					Europe (Qty. 02)
	4874 380	1	U					Europe (Qty. 02)
	#55055 032AD	1						Right
	#55055 033AD	1						Left
6	6101 443	6						NUT AND WASHER, Hex, M5x.80
7	4874 378	1	U					RETAINER, Headlamp Bulb
8	#0154 905AA	1						BULB, H6024BL, Right or Left
9								SEAT, Headlamp, Serviced in Item 5 Headlamp, (NOT SERVICED)
10								BEZEL, Headlamp
	5505 5046	1						Chrome, Right
	5505 5047	1						Chrome, Left
11	J400 0141	4						NUT, Square, .286x.355, Right or Left
12	6035 977AA	4						SCREW, Tapping, .164-18x.625
13								LAMP, Side Marker
	55155 628AB	1						Right
	55155 629AB	1						Left
14								LAMP, Side Repeater
	55155 460AB	1						Right
	55155 461AB	1						Left
-15	0153 624	2						BULB, W3W, Side Repeater or Side Marker
16								NUT, (NOT SERVICED)
17	#55055 020AE	2						LAMP, Park and Turn Signal
18	6035 977AA	4						SCREW, Tapping, .164-18x.625

JEEP WRANGLER (TJ)

SERIES
H=Sport
L=SE
P=Sahara

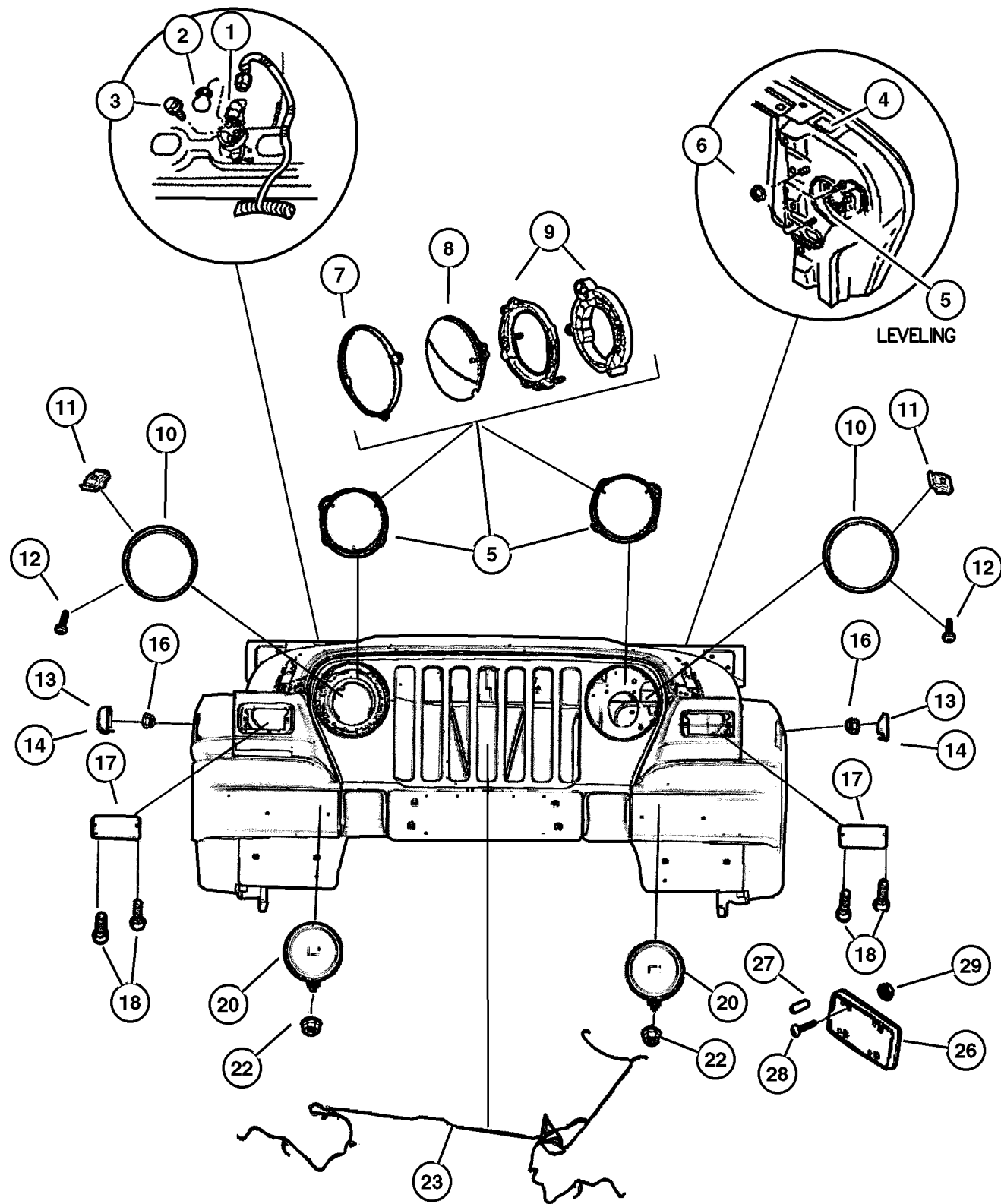
LINE
J = Wrangler 4WD
U = Wrangler 4WD (RHD)

BODY
77=93.4 WB

ENGINE
EPE, EP0 = 2.5L Power Tech
ERH, ER0 = 4.0L Power Tech

TRANSMISSION
DGG, DGD = 32RH 3 Spd. Auto.
DDQ = 5 Spd. Manual
DDD = 5 Speed HD Manual
DGO = Auto Trans.
DBB = Manual Trans.
DDO = All 5 Speed Manual

Lamps Front
Figure 008-1105



ITEM	PART NUMBER	QTY	LINE	SERIES	BODY	ENGINE	TRANS	DESCRIPTION
-19	0154 851AA	2						BULB, 3157
20	#55055 095AF	2						LAMP, Fog
-21	5207 799	1						BULB, Fog Lamp, H-3 55 WATT, Right or Left
22	6101 445	2						NUT AND WASHER, Hex Nut-Coned Washer, M8 x 1.25
23	56009 921AB	1				EP0, ER0		WIRING, Headlamp
	56010 280AD	1				EP0, ER0		Export
-24	4864 773	2						RETAINER, Fog Lamp Bulb
-25	4874 382	1	J					ACTUATOR, Headlamp
26	5515 5193	1						BRACKET, License Plate Export
	5517 4994	1		H, L, P				
27	6030 441	2	J					PIN, Retainer
28								SCREW, M6X1.00X16.00, (NOT SERVICED)
29								NUT, M6x1.00, (NOT SERVICED)

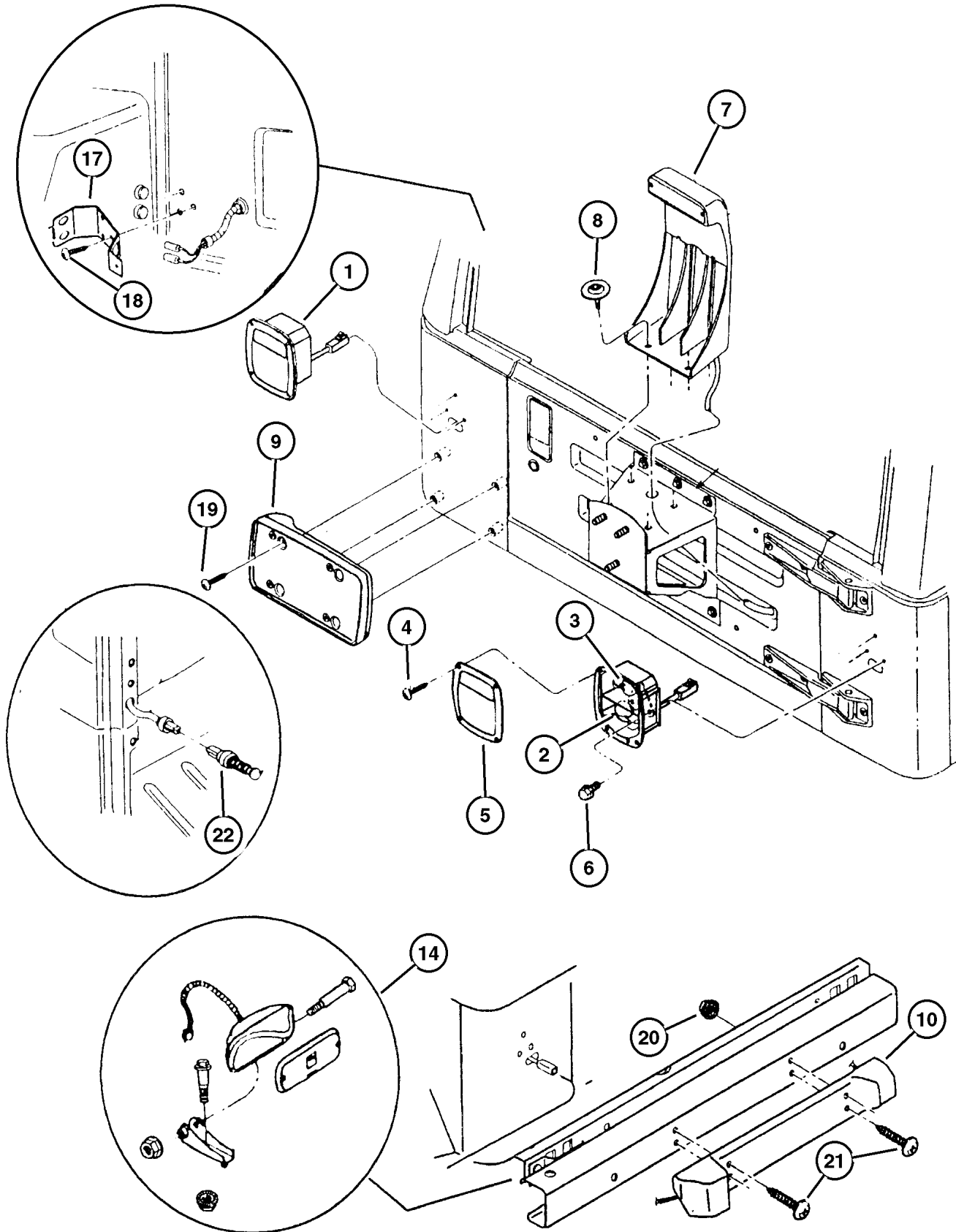
JEEP WRANGLER (TJ)

SERIES	LINE	BODY	ENGINE	TRANSMISSION
H=Sport	J = Wrangler 4WD	77=93.4 WB	EPE, EP0 = 2.5L Power Tech	DGG, DGD = 32RH 3 Spd. Auto.
L=SE	U = Wrangler 4WD (RHD)		ERH, ER0 = 4.0L Power Tech	DDQ = 5 Spd. Manual
P=Sahara				DDD = 5 Speed HD Manual
				DG0 = Auto Trans.
				DBB = Manual Trans.
				DDO = All 5 Speed Manual

AR = Use as required - = Non illustrated part # = New this model year

February 6, 2002

Lamps--Rear
Figure 008-1110



ITEM	PART NUMBER	QTY	LINE	SERIES	BODY	ENGINE	TRANS	DESCRIPTION
1								LAMP, Tail Stop Turn
	55155 624AB	2						EUROPE
	56018 648AC	1						Right
	56018 649AC	1						Left
2	L000 2057	1						BULB, 2057, Tail Lamp Stop & Turn (Dual Filament)
3	L000 1156	1						BULB, 1156, Tail Lamp Back-Up (Single Filament)
4								SCREW, .164-18x.625, (NOT SERVICED)
5	4856 459	2						LENS, Taillamp w/Export Package
		AR						
	5600 6514	1						W/o Export Package
6								SCREW/WASHER, (NOT SERVICED)
7	55055 280AB	1						LAMP, High Mounted Stop
8								SCREW AND WASHER, Hex Head, .312- 18x1.00, (NOT SERVICED)
9	5517 4994	1		H, L, P				BRACKET, License Plate, License Plate Mounting
10	55175 106AB	1						BRACKET, LICENSE Mounting, Europe)
-11	5505 5278	2						LAMP, License
-12	0153 625	2						BULB, W10/5
-13	5515 5619	2						LENS, Ash Receiver Lamp
14	5505 5273	1						LAMP, Fog
-15	0153 622	1						BULB, P-25-1
-16	4864 772	1						LENS, Fog Lamp
17	5600 9056	1						CLAMP, Contact Button, CHMSL Contact Button
18	0154 631	3						SCREW, Pan Head, .190-16x.5
19								SCREW, M6x1x20, (NOT SERVICED)
20								NUT, M6x1.00, (NOT SERVICED)
21								SCREW, M6X1.00X16.00, (NOT SERVICED)
22	4687 558	2						SWITCH, Door Ajar

JEEP WRANGLER (TJ)

SERIES
H=Sport
L=SE
P=Sahara

LINE
J = Wrangler 4WD
U = Wrangler 4WD (RHD)

BODY
77=93.4 WB

ENGINE
EPE, EP0 = 2.5L Power Tech
ERH, ER0 = 4.0L Power Tech

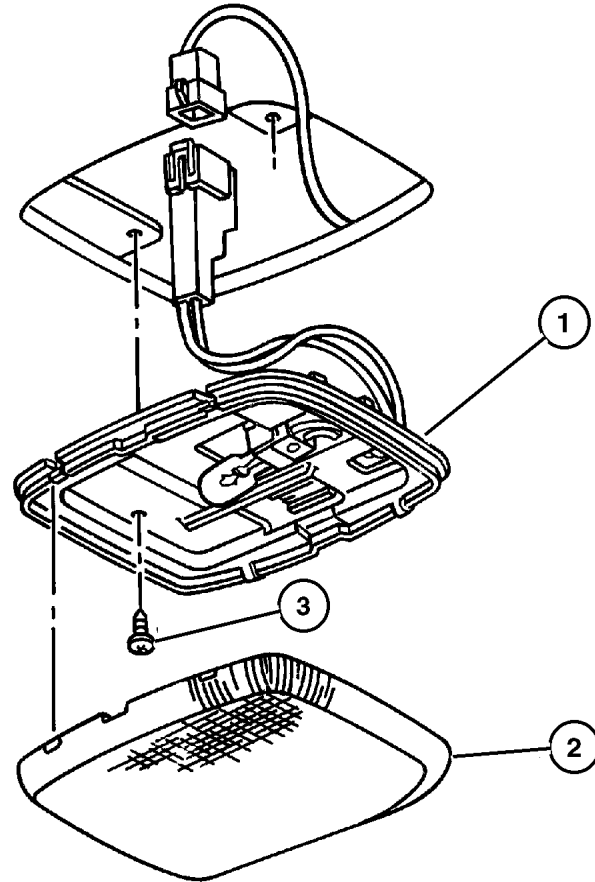
TRANSMISSION
DGG, DGD = 32RH 3 Spd. Auto.
DDQ = 5 Spd. Manual
DDD = 5 Speed HD Manual
DG0 = Auto Trans.
DDB = Manual Trans.
DDO = All 5 Speed Manual

AR = Use as required - = Non illustrated part # = New this model year

February 6, 2002

Lamps--Cargo-Dome-Courtesy
Figure 008-1115

ITEM	PART NUMBER	QTY	LINE	SERIES	BODY	ENGINE	TRANS	DESCRIPTION
1	5600 7264	1						BEZEL, Dome Lamp
2	5600 7265	1						LENS, Dome Lamp
3								SCREW, (NOT SERVICED)
-4	J095 9978	1						LENS, Dome Lamp
-5	56042 559AA	1						LAMP, Courtesy, Lower Left I/Panel (Housing, Lens & Bulb Included)
-6	L000 0906	1						BULB, 906, Lower Left I/Panel Courtesy Lamp



JEEP WRANGLER (TJ)

SERIES
H=Sport
L=SE
P=Sahara

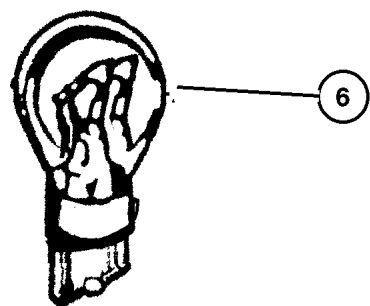
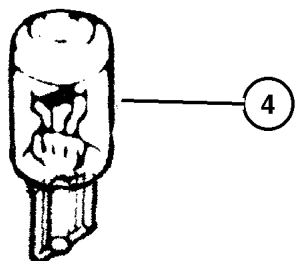
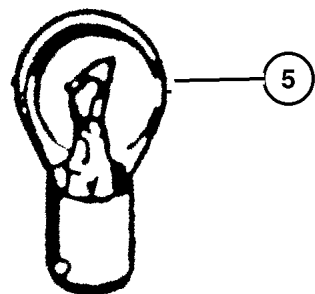
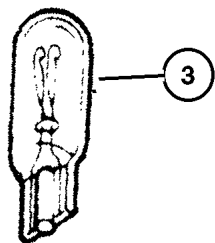
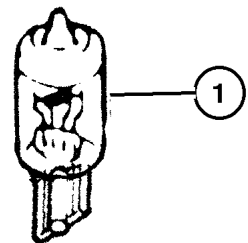
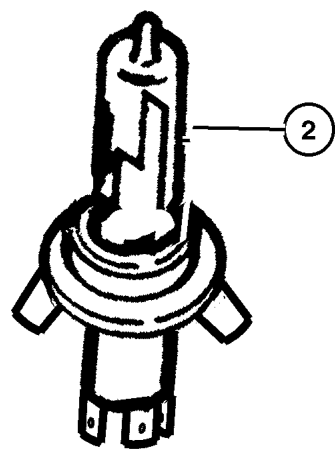
LINE
J = Wrangler 4WD
U = Wrangler 4WD (RHD)

BODY
77=93.4 WB

ENGINE
EPE, EP0 = 2.5L Power Tech
ERH, ER0 = 4.0L Power Tech

TRANSMISSION
DGG, DGD = 32RH 3 Spd. Auto.
DDQ = 5 Spd. Manual
DDD = 5 Speed HD Manual
DG0 = Auto Trans.
DBB = Manual Trans.
DD0 = All 5 Speed Manual

Bulbs & Sockets
Figure 008-1120



ITEM	PART NUMBER	QTY	LINE	SERIES	BODY	ENGINE	TRANS	DESCRIPTION
DG0=Automatic Transmission manual, 12 Disc Magazine.								
1	0153 620	1	J					BULB, 8/4
2	0153 621	1	J					BULB, Headlamp
3								BULB, 168, (NOT REQUIRED)
4	0154 883AA	1						BULB, 921
5								BULB, 1003, (NOT REQUIRED)
6	L003 157E	2						BULB, 3157
-7	L000 0658	1					DG0	BULB, 658
-8	4874 122AB	1						BULB AND SOCKET, Graphic Illumination
-9	4874 123	1						BULB AND SOCKET, Switch on Indicator
-10	5013 829AA	1						BULB, Heater and A/C Control

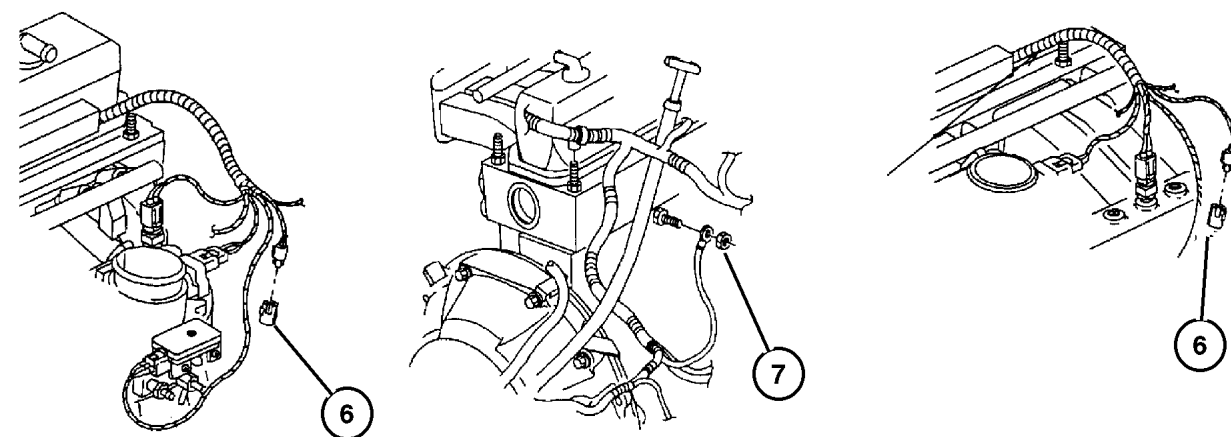
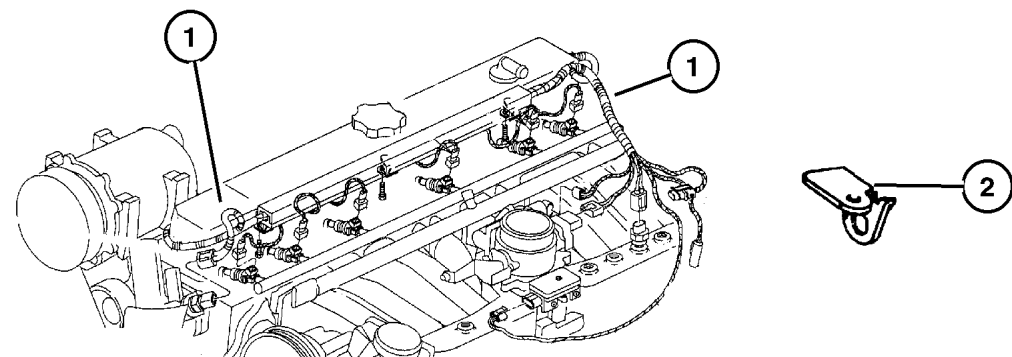
JEEP WRANGLER (TJ)

SERIES	LINE	BODY	ENGINE	TRANSMISSION
H=Sport	J = Wrangler 4WD	77=93.4 WB	EPE, EP0 = 2.5L Power Tech	DGG, DGD = 32RH 3 Spd. Auto.
L=SE	U = Wrangler 4WD (RHD)		ERH, ER0 = 4.0L Power Tech	DDQ = 5 Spd. Manual
P=Sahara				DDD = 5 Speed HD Manual
				DG0 = Auto Trans.
				DBB = Manual Trans.
				DDO = All 5 Speed Manual

AR = Use as required - = Non illustrated part # = New this model year

February 6, 2002

**Wiring--Engine & Related Parts
Figure 008-1205**



ITEM	PART NUMBER	QTY	LINE	SERIES	BODY	ENGINE	TRANS	DESCRIPTION
EP0=2.5L Engine manual, 12 Disc Magazine. ER0=4.0L Engine manual, 12 Disc Magazine. DG0=Automatic Transmission manual, 12 Disc Magazine. DBB= Manual Transmission manual, 12 Disc Magazine.								
1								WIRING, Engine, Transmission Wiring Included
	#56041 440AG	1	U			ER0		w/o ABS (Federal/Export/Leaded Fuel & Europe III Emission)
	56041 441AD	1	U			EP0		w/o ABS
	#56041 442AG	1	J			ER0		w/ABS (Federal/Export/Leaded Fuel & Europe III Emission)
	#56041 443AG	1	J			ER0		w/o ABS (Federal/Export/Leaded Fuel & Europe III Emission)
	56041 444AD	1	J			EP0		
	#56041 455AC	1	U			ER0		w/o ABS (California/Europe III Emissions)
	#56041 473AC	1	J			ER0		w/ABS (California/Europe III Emissions)
	#56041 474AC	1	J			ER0		w/o ABS (California/Europe III Emissions)
2	5300 8550	1						CLIP, Wire Attaching
-3	5601 8581	1				ER0	DBB	STRAP, Tie, Wiring & Clip
-4	56010 212AB	1					DG0	WIRING, Transmission Jumper, w/ Automatic Transmission
-5	5600 9433	2						CAP, Screw Cover
6	5600 9087	1				EP0, ER0		PLUG, Oxygen Sensor, ASSEMBLY, O2 Sensor (Downstream) (MIDDLE EAST, MIDDLE EAST PACKAGE)
7								NUT AND WASHER, .312-18, (NOT SERVICED)
-8	4688 733	1				EP0, ER0		INSULATOR, 4 Way Female, O2 Sensor Plug (MIDDLE EAST, MIDDLE EAST PKGE.) *** 1997

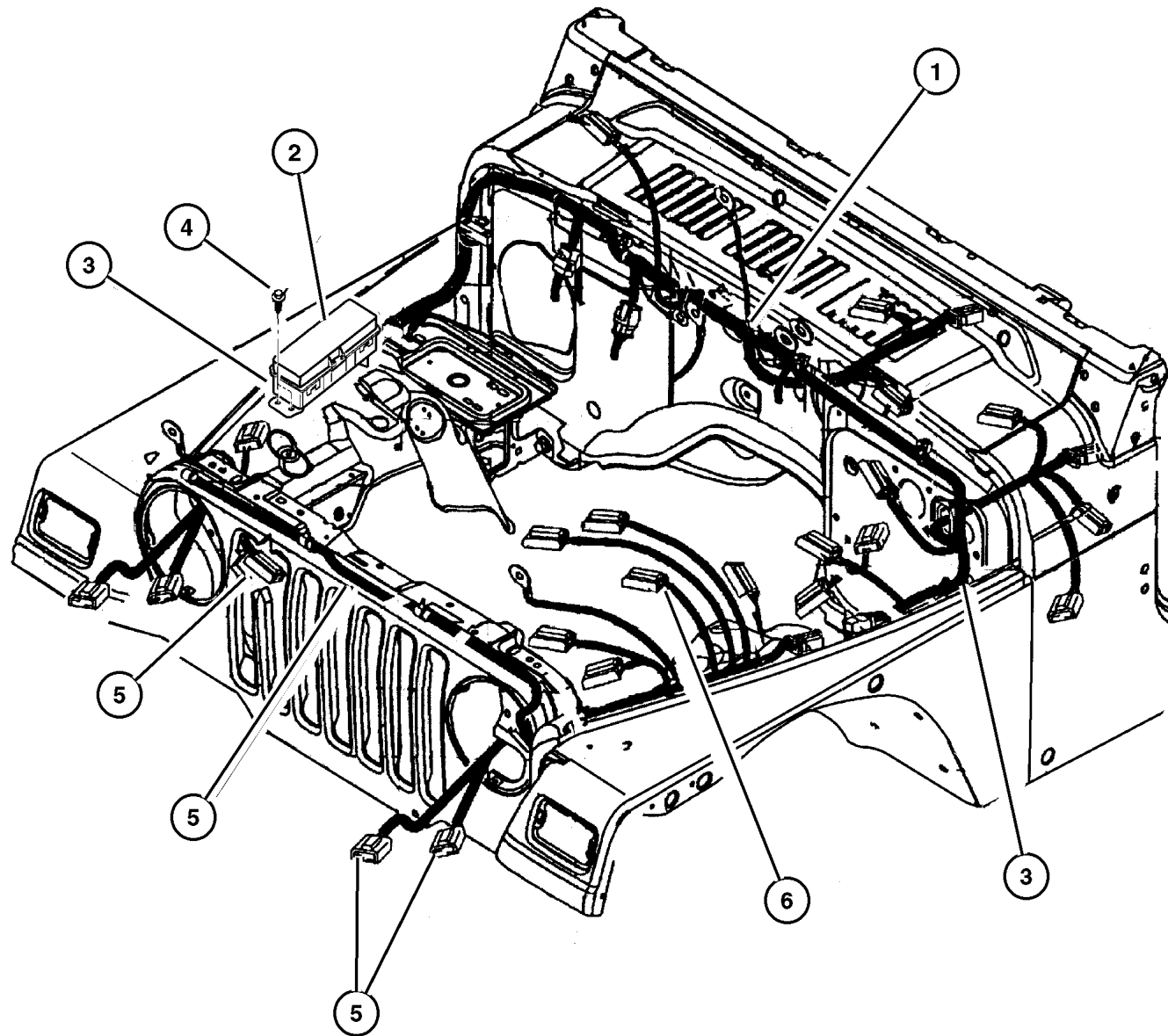
JEEP WRANGLER (TJ)

SERIES	LINE	BODY	ENGINE	TRANSMISSION
H=Sport	J = Wrangler 4WD	77=93.4 WB	EPE, EP0 = 2.5L Power Tech	DGG, DGD = 32RH 3 Spd. Auto.
L=SE	U = Wrangler 4WD (RHD)		ERH, ER0 = 4.0L Power Tech	DDQ = 5 Spd. Manual
P=Sahara				DDD = 5 Speed HD Manual
				DG0 = Auto Trans.
				DBB = Manual Trans.
				DD0 = All 5 Speed Manual

AR = Use as required - = Non illustrated part # = New this model year

February 6, 2002

Wiring--Headlamp / Dash Panel
Figure 008-1305



ITEM	PART NUMBER	QTY	LINE	SERIES	BODY	ENGINE	TRANS	DESCRIPTION
[EP0]=2.5L Engine manual, 12 Disc Magazine.								
[ER0]=4.0L Engine manual, 12 Disc Magazine.								
1								WIRING, Dash Panel
	#56009 635AG	1	U					
	#56009 980AF	1	J					without [ABS] (Canada)
	#56009 981AF	1	J					with [ABS] (Canada)
	#56010 282AF	1	J			ER0		with [ABS] (with Federal/California/ Leaded Fuel & Export Emission
	#56010 285AF	1	J			EP0,		without [ABS] (with Federal & Leaded
	#56010 350AD	1	J			ER0,		Fuel Emission)
		1	J			EP0,		without [ABS] (with California Emission
						ER0,		without [ABS] & with Automatic Speed
						ER0		Control
2								COVER, Power Distribution Center
	#56009 713AF	1						Top
	#56047 000AA	1						Bottom
3	#56010 210AA	1						BRACKET, Power Distribution Center
4								SCREW, M6.3x1.81x20, Tapping (M6. 3x1.81x20.00) Not Serv., (NOT SERVICED)
5								WIRING, Headlamp
	56009 921AB	1				EP0,		with or without Dual Foglamp
	56010 280AD	1				ER0,		Europe
						ER0		
6								WIRING, Park Lamp Jumper, (NOT REQUIRED)
-7								BRACKET, Wiring Harness
	56009 901AA	1	U					Battery & Engine
	56019 684AB	1	U					Side Cowl
	56019 685AB	1	J					Side Cowl
-8								WIRING, Headlamp and Dash, (NOT REQUIRED)

JEEP WRANGLER (TJ)

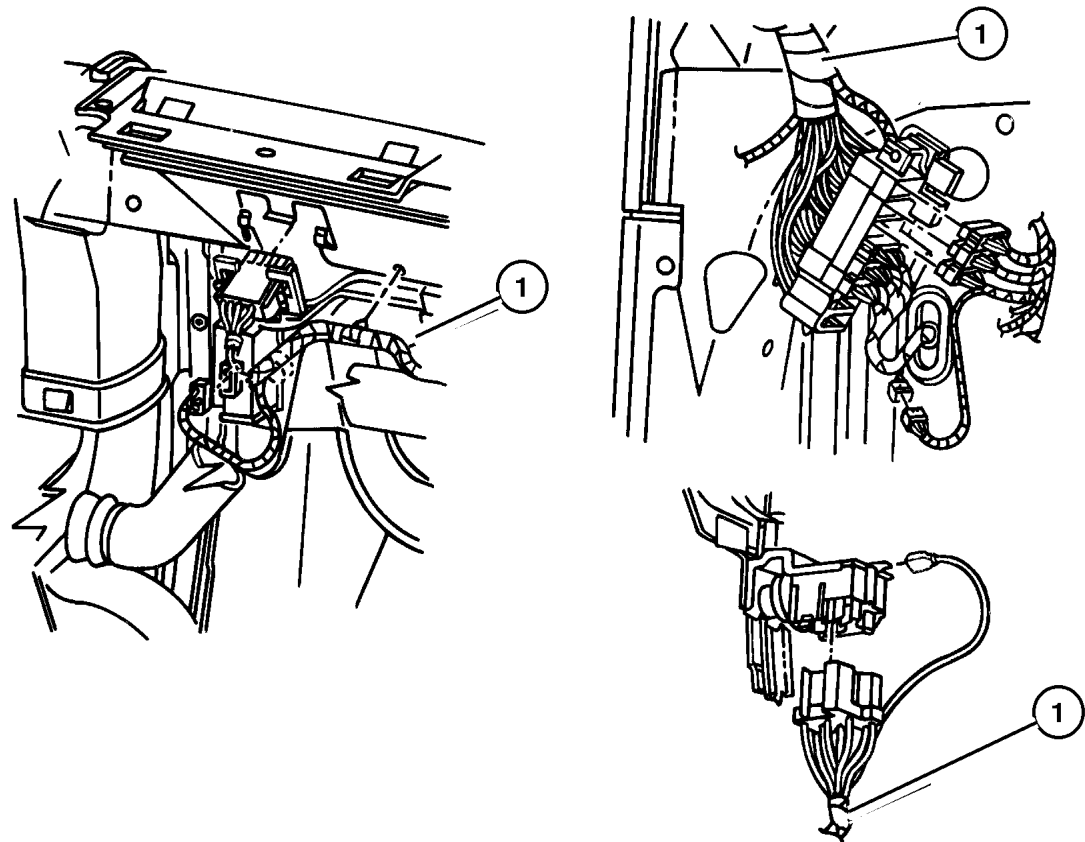
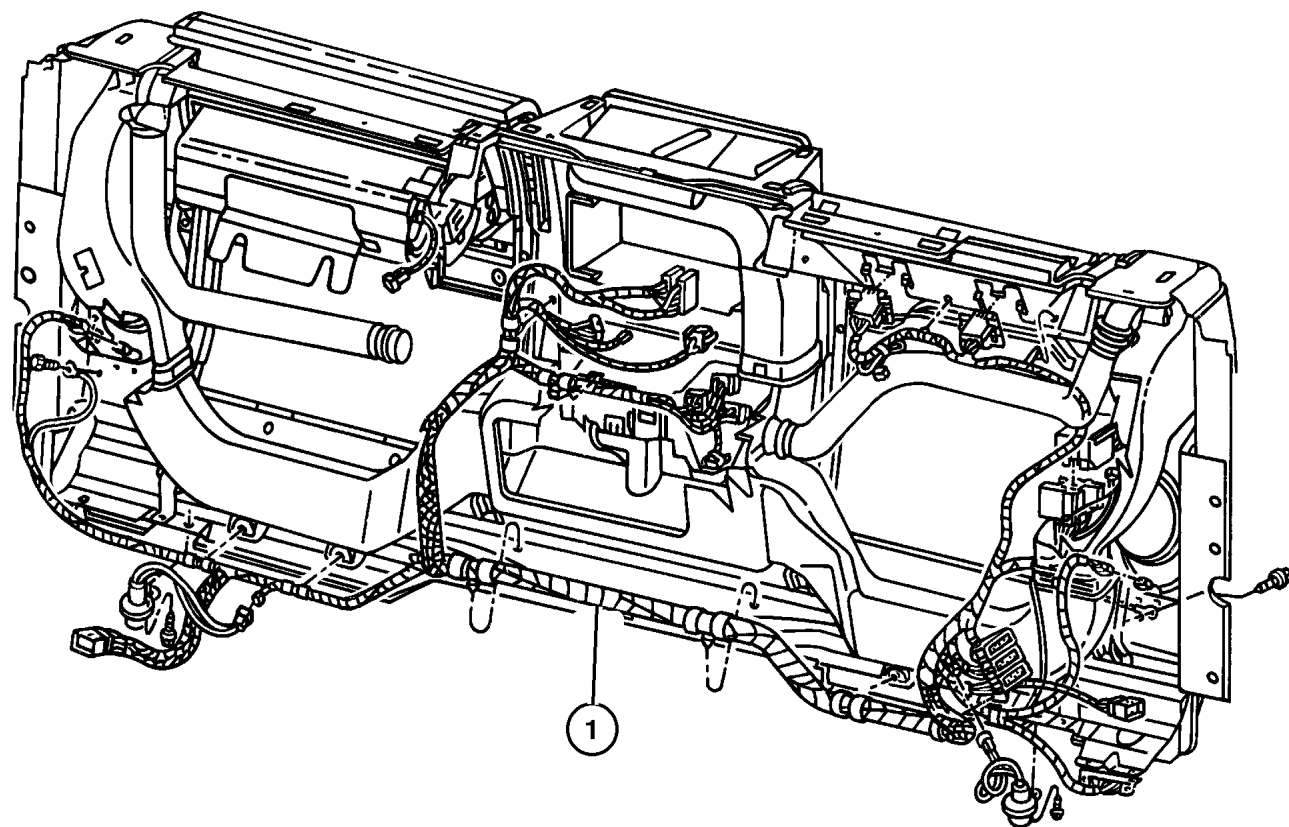
SERIES	LINE	BODY	ENGINE	TRANSMISSION
H=Sport	J = Wrangler 4WD	77=93.4 WB	EPE, EP0 = 2.5L Power Tech	DGG, DGD = 32RH 3 Spd. Auto.
L=SE	U = Wrangler 4WD (RHD)		ERH, ER0 = 4.0L Power Tech	DDQ = 5 Spd. Manual
P=Sahara				DDD = 5 Speed HD Manual
				DG0 = Auto Trans.
				DBB = Manual Trans.
				DD0 = All 5 Speed Manual

AR = Use as required - = Non illustrated part # = New this model year

February 6, 2002

Wiring Instrument Panel & Fuses Figure 008-1405

ITEM	PART NUMBER	QTY	LINE	SERIES	BODY	ENGINE	TRANS	DESCRIPTION
DG0=Automatic Transmission manual, 12 Disc Magazine.								
1								WIRING, Instrument Panel
	56010 104AH	1	J					Soft Top
	56010 108AH	1	J					Hard Top
	56010 131AH	1	J					Europe
	56010 205AH	1	U					Europe
-2	56009 391AF	1						LABEL, Fuse Block
-3	6102 077AA	1						FUSE CARTRIDGE, 40 Amp
-4	6101 486	1						FUSE, Mini, 10 AMP, Red
-5	6101 488	1					DG0	FUSE, Mini, 20 AMP, Yellow
-6	00MA X40	1						FUSE, Maxi, 40 AMP, Amber
-7								FLASHER
	5600 9339	1						USA/CANADA
	5600 9345	1						EUROPE



JEEP WRANGLER (TJ)				
SERIES	LINE	BODY	ENGINE	TRANSMISSION
H=Sport	J = Wrangler 4WD	77=93.4 WB	EPE, EP0 = 2.5L Power Tech	DGG, DGD = 32RH 3 Spd. Auto.
L=SE	U = Wrangler 4WD (RHD)		ERH, ER0 = 4.0L Power Tech	DDQ = 5 Spd. Manual
P=Sahara				DDD = 5 Speed HD Manual
				DG0 = Auto Trans.
				DBB = Manual Trans.
				DDO = All 5 Speed Manual

AR = Use as required - = Non illustrated part # = New this model year

February 6, 2002

Wiring--Body & Accessory
Figure 008-1505

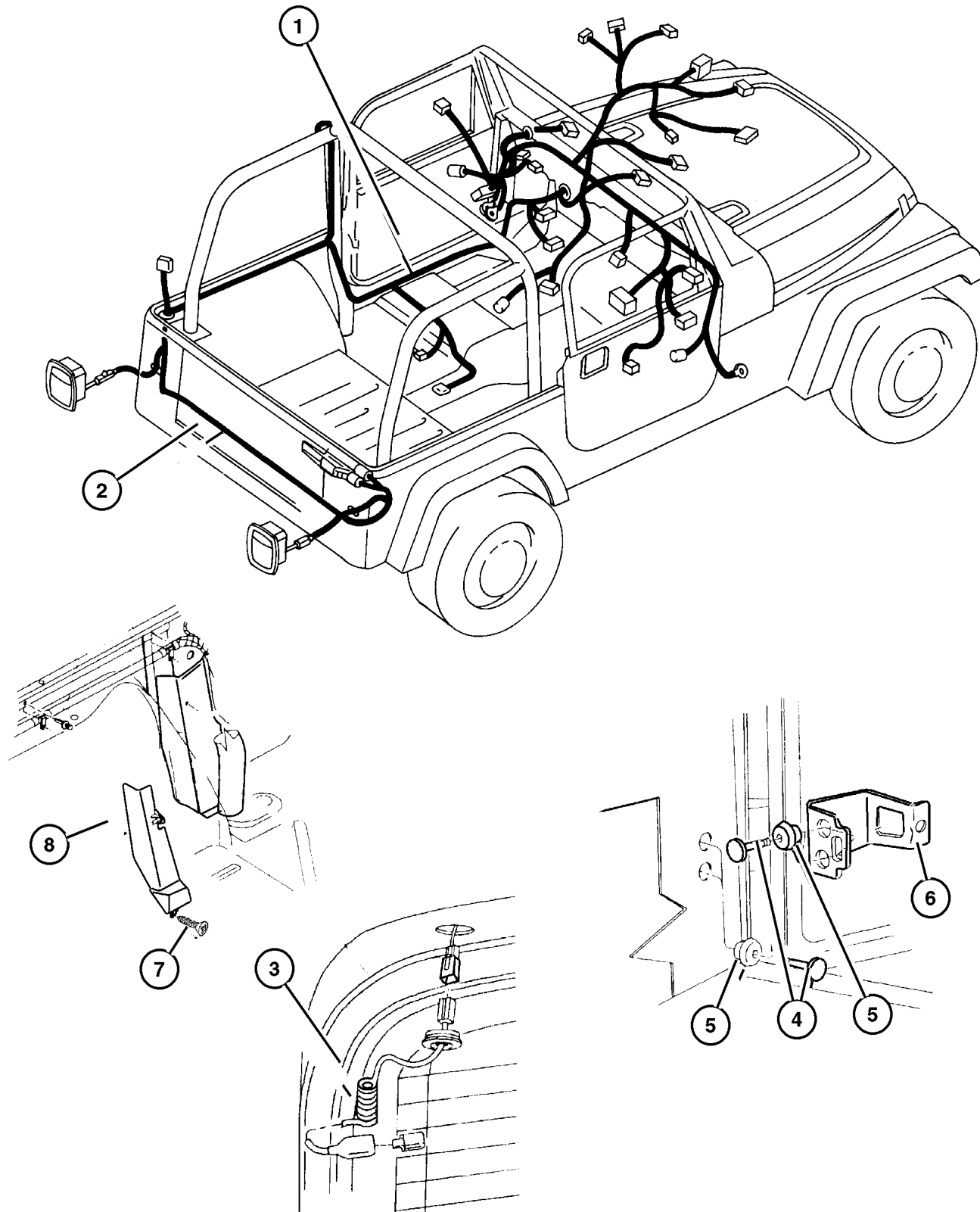
ITEM	PART NUMBER	QTY	LINE	SERIES	BODY	ENGINE	TRANS	DESCRIPTION
[EP0]=2.5L Engine manual, 12 Disc Magazine.								
[ER0]=4.0L Engine manual, 12 Disc Magazine.								
1								WIRING, Crossbody
	#56009 508AJ	1	J					without Dual Road Foglamp
	#56009 509AJ	1	J					with Dual Road Foglamp
	#56009 510AJ	1	J					(EUROPE)
	#56009 878AJ	1	U					(EUROPE)
2								WIRING, Rear Body
	56009 876AD	1	U					Hard Top (EUROPE)
	56009 877AD	1	U					Soft Top (EUROPE)
	56010 160AC	1	J					Hard Top (EUROPE)
	56010 161AC	1	J					Soft Top (EUROPE)
	56010 162AD	1						Hard Top with 4 Speakers
	56010 164AD	1	J					Soft Top with 4 Speakers
3	56009 120AC	2						WIRING, Electric Back Light
4	4362 012	4						TERMINAL
5	6031 562	2						GROMMET, Sliding Door
6	56009 901AA	1	U					BRACKET, Wiring Harness, Battery & Engine
7	0154 552	2						SCREW, Hex Head, .190-16x.625, Piercing
8	55217 194AB	1						COVER, Wiring Protector
-9	55352 706AA	1						COVER, Wiring Protector
-10								WIRING, Courtesy Lamp, (NOT REQUIRED)
-11	5600 9085	1						WIRING, Rear Bumper
-12	56009 377AB	1						WIRING, Hardtop
-13	4874 085	1	U					WIRING, Air Conditioning Module
-14								WIRING, Speed Control Switch Jumper, (NOT REQUIRED)
-15	56009 924AB	1	J			EP0, ER0		WIRING, Leak Detection Pump Jumper
-16								WIRING, Control, Cruise, (NOT REQUIRED)
-17	56009 896AA	1						WIRING, Soundbar Adapter, Soundbar (Jumper) EUROPE
-18	56009 939AA	1						WIRING, Jumper
-19	56009 333AB	3						CLIP, Wire Attaching (Clip)
-20	56009 338AB	3						RIVET

JEEP WRANGLER (TJ)

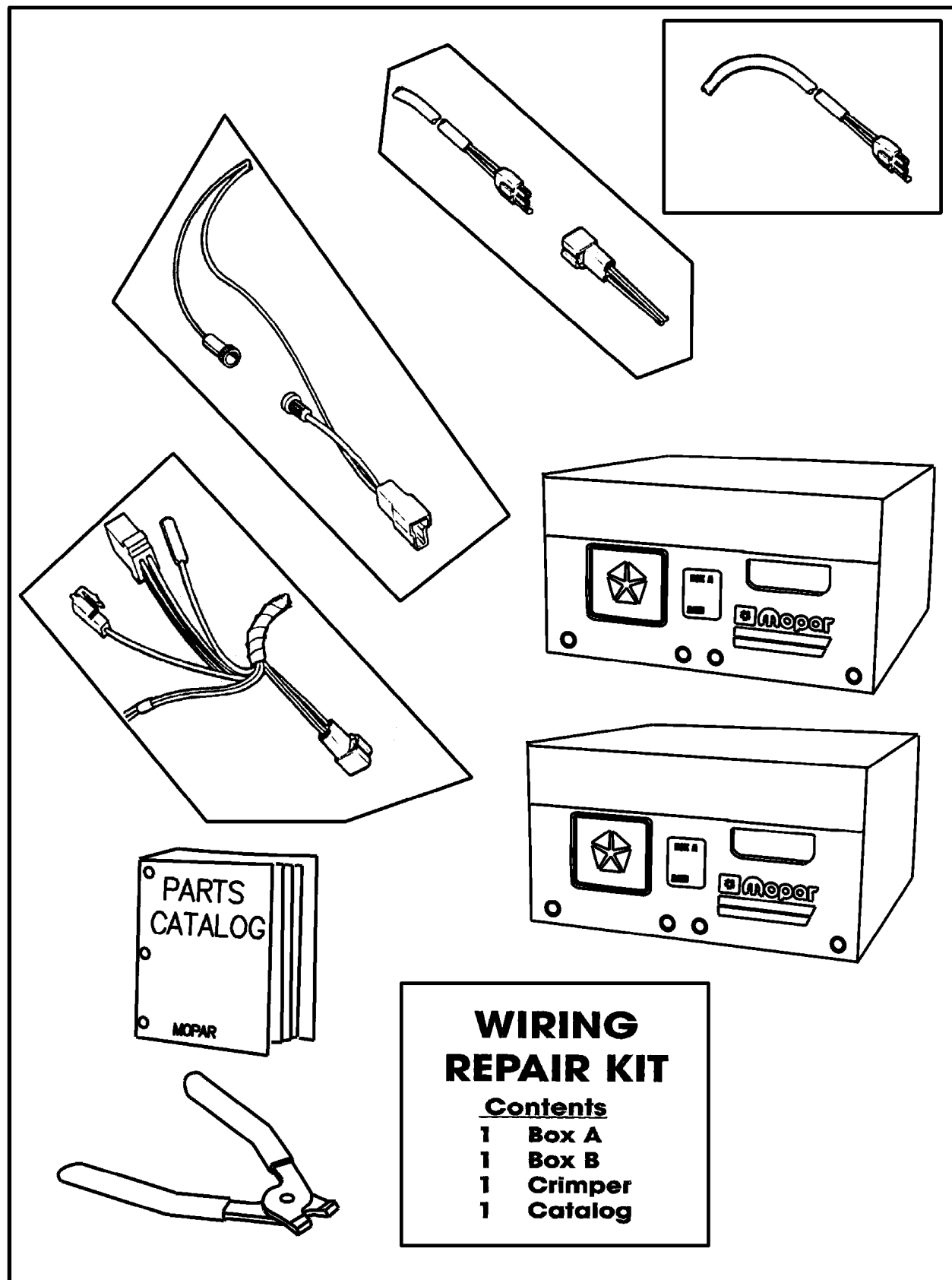
SERIES	LINE	BODY	ENGINE	TRANSMISSION
H=Sport	J = Wrangler 4WD	77=93.4 WB	EPE, EP0 = 2.5L Power Tech	DGG, DGD = 32RH 3 Spd. Auto.
L=SE	U = Wrangler 4WD (RHD)		ERH, ER0 = 4.0L Power Tech	DDQ = 5 Spd. Manual
P=Sahara				DDD = 5 Speed HD Manual
				DG0 = Auto Trans.
				DBB = Manual Trans.
				DDO = All 5 Speed Manual

AR = Use as required - = Non illustrated part # = New this model year

February 6, 2002



Wiring Repair Packages
Figure 008-1605



ITEM	PART NUMBER	QTY	LINE	SERIES	BODY	ENGINE	TRANS	DESCRIPTION
------	-------------	-----	------	--------	------	--------	-------	-------------

1	5013 930AA	1						WIRING PACKAGE, Underhood
-2	4863 839	1						Connector Repair CONNECTOR PACKAGE, Beam Select Switch

1

JEEP WRANGLER (TJ)

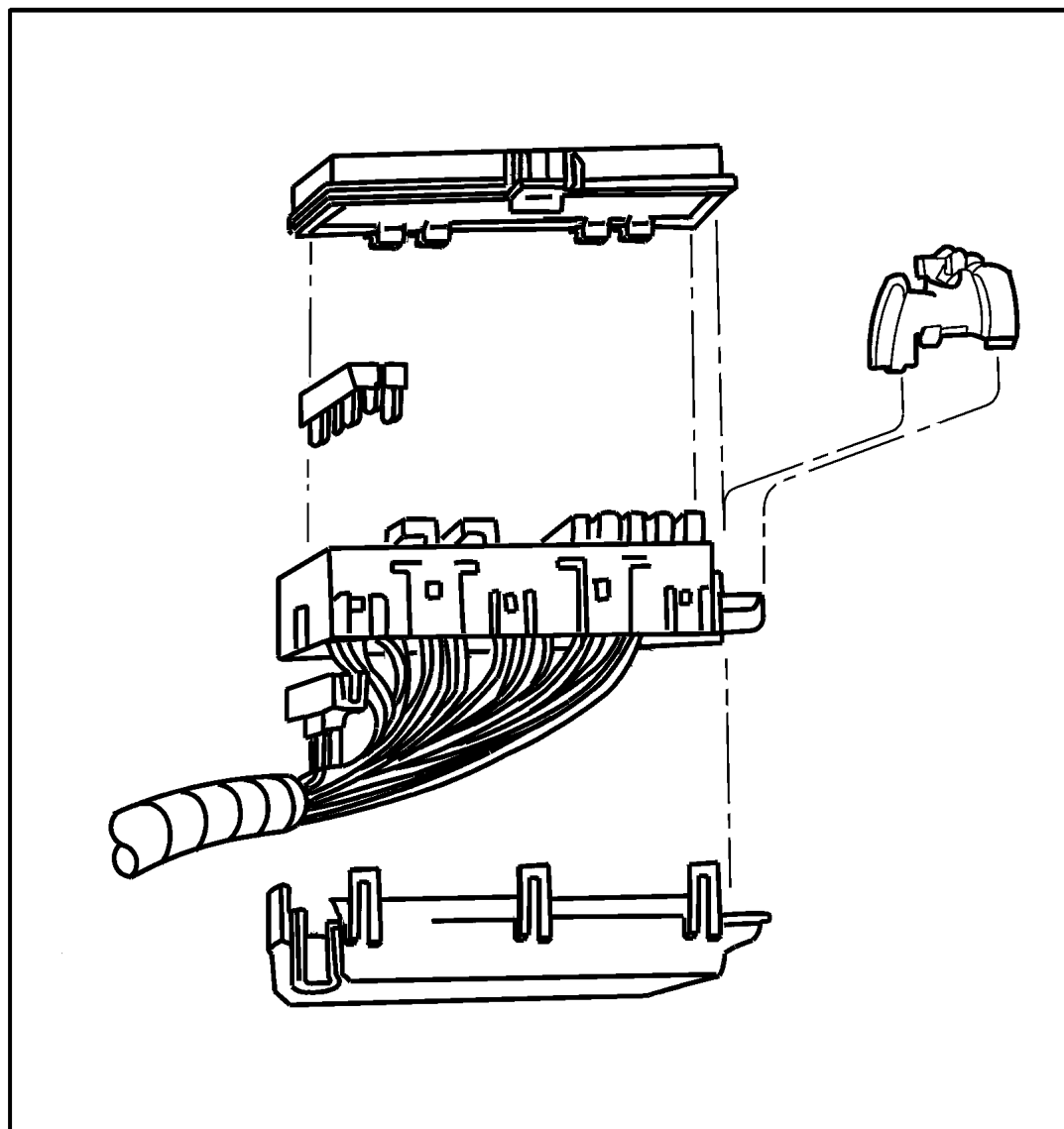
SERIES	LINE	BODY	ENGINE	TRANSMISSION
H=Sport	J = Wrangler 4WD	77=93.4 WB	EPE, EP0 = 2.5L Power Tech	DGG, DGD = 32RH 3 Spd. Auto.
L=SE	U = Wrangler 4WD (RHD)		ERH, ER0 = 4.0L Power Tech	DDQ = 5 Spd. Manual
P=Sahara				DDD = 5 Speed HD Manual
				DG0 = Auto Trans.
				DBB = Manual Trans.
				DDO = All 5 Speed Manual

AR = Use as required - = Non illustrated part # = New this model year

February 6, 2002

**Power Distribution Center Repair
Figure 008-1610**

ITEM	PART NUMBER	QTY	LINE	SERIES	BODY	ENGINE	TRANS	DESCRIPTION
1								REPAIR KIT, Power Distribution Center, (NOT SERVICED)



1

JEEP WRANGLER (TJ)


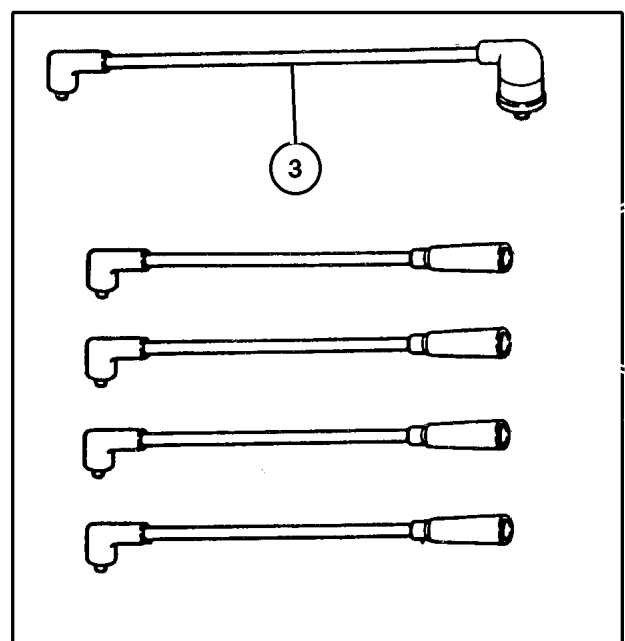
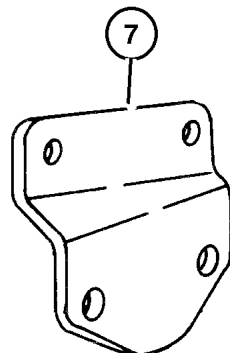
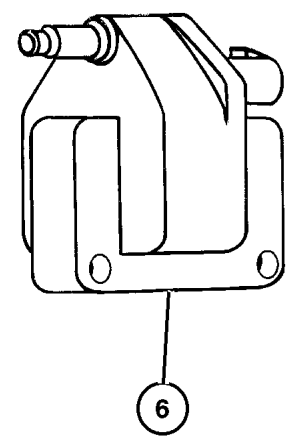
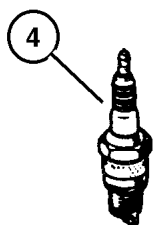
SERIES	LINE	BODY	ENGINE	TRANSMISSION
H=Sport	J = Wrangler 4WD	77=93.4 WB	EPE, EP0 = 2.5L Power Tech	DGG, DGD = 32RH 3 Spd. Auto.
L=SE	U = Wrangler 4WD (RHD)		ERH, ER0 = 4.0L Power Tech	DDQ = 5 Spd. Manual
P=Sahara				DDD = 5 Speed HD Manual
				DG0 = Auto Trans.
				DBB = Manual Trans.
				DD0 = All 5 Speed Manual

AR = Use as required - = Non illustrated part # = New this model year

February 6, 2002

Spark Plugs--Cables--Coil
Figure 008-1905

ITEM	PART NUMBER	QTY	LINE	SERIES	BODY	ENGINE	TRANS	DESCRIPTION
EP0=2.5L Engine manual, 12 Disc Magazine.								
ER0=4.0L Engine manual, 12 Disc Magazine.								
-1	8350 7180	1				EP0		CABLE PACKAGE, Ignition
2	3300 7152	1				EP0		CABLE, Ignition # 1
	3300 7153	1				EP0		# 3
		1				EP0		# 2
	3300 7157	1				EP0		# 4
3	56041 851AA	1				EP0		CABLE, Ignition Coil
4								SPARK PLUG
	SP0RC 12ECC	4				EP0		
		6				ER0		
5	5300 6579	1				EP0		SEPERATOR, Ignition Cable
6								COIL, Ignition
	5602 8172	1				EP0		
	#56041 476AA	1				ER0		
7	5300 8702	1				EP0		BRACKET, Ignition Coil
-8	6102 146AA	4				ER0		SCREW AND WASHER, Ignition Coil Mounting



JEEP WRANGLER (TJ)

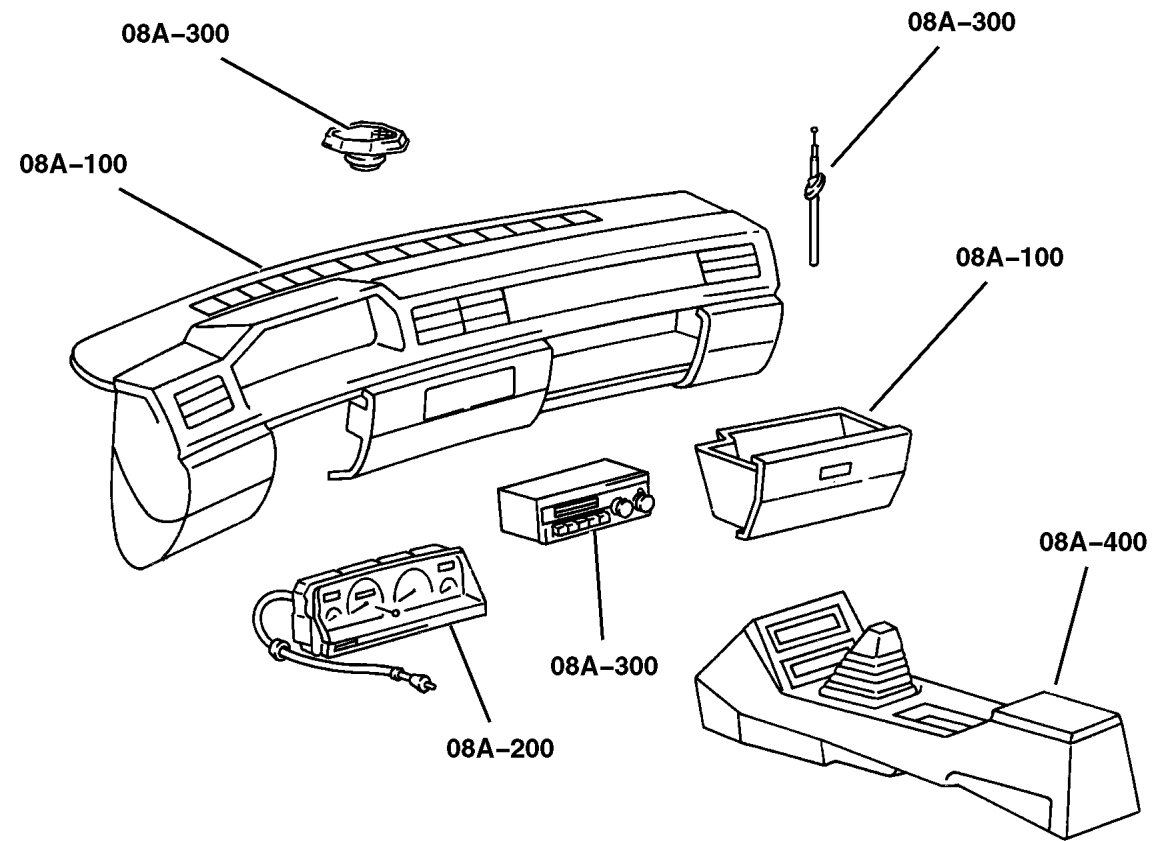
SERIES	LINE	BODY	ENGINE	TRANSMISSION
H=Sport	J = Wrangler 4WD	77=93.4 WB	EPE, EP0 = 2.5L Power Tech	DGG, DGD = 32RH 3 Spd. Auto.
L=SE	U = Wrangler 4WD (RHD)		ERH, ER0 = 4.0L Power Tech	DDQ = 5 Spd. Manual
P=Sahara				DDD = 5 Speed HD Manual
				DG0 = Auto Trans.
				DBB = Manual Trans.
				DDO = All 5 Speed Manual

AR = Use as required - = Non illustrated part # = New this model year

February 6, 2002

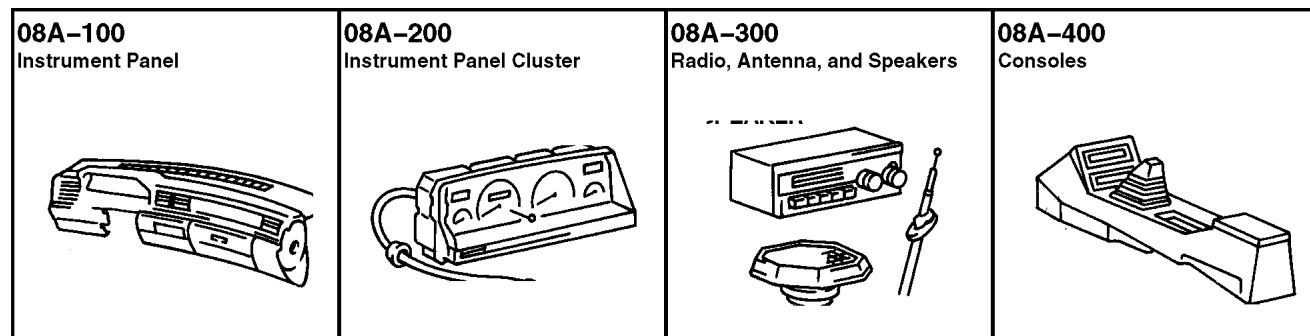
Group – 08A

Instrument Panel and Radios and Consoles

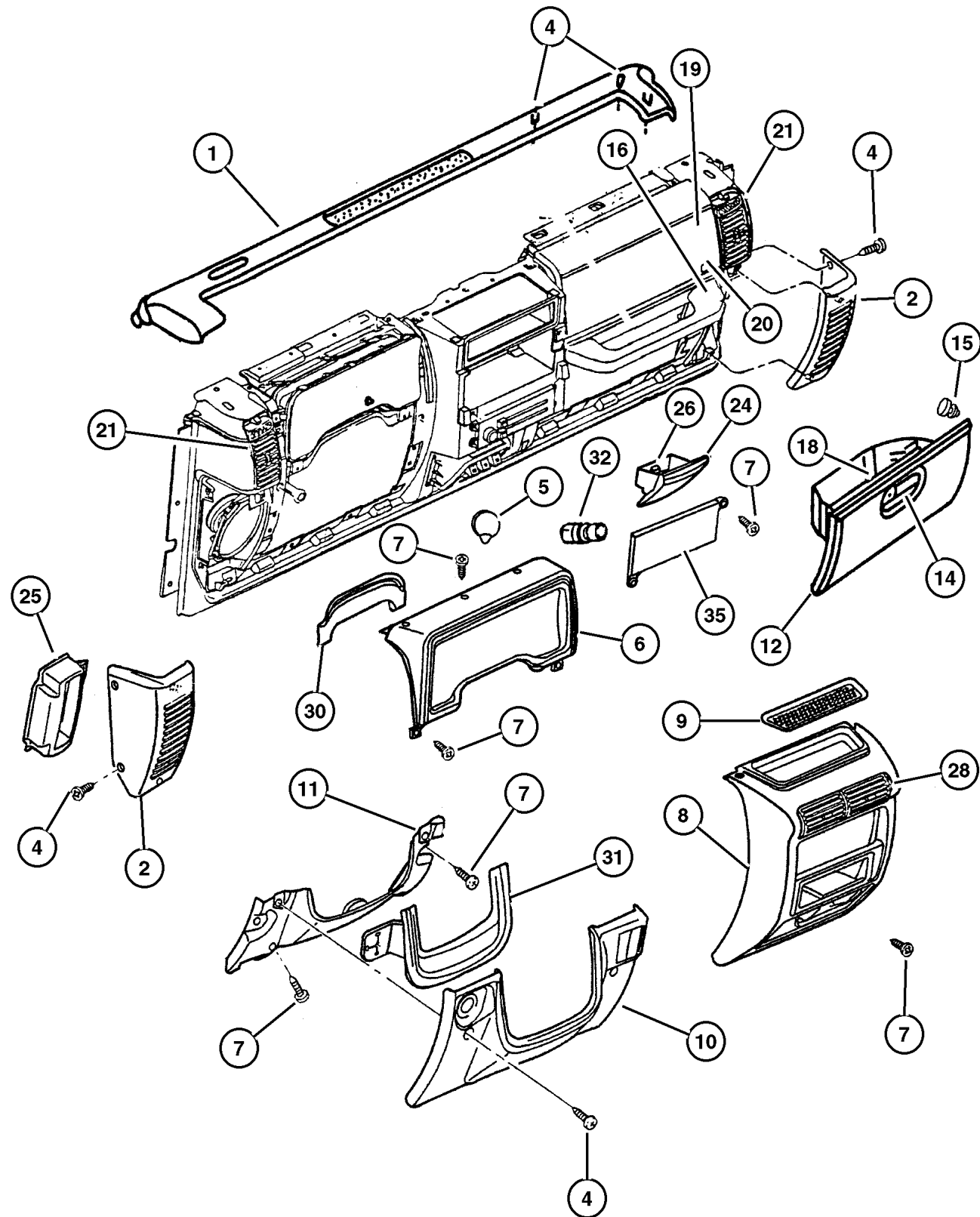


GROUP 8A - Instrument Panel and Radios and Consoles

Illustration Title	Group-Fig. No.
Instrument Panel	
Instrument Panel	Fig. 08A-110
Instrument Panel Cluster	
Instrument Cluster	Fig. 08A-210
Radio, Antenna, and Speakers	
Radio	Fig. 08A-315
Antenna	Fig. 08A-320
Speakers	Fig. 08A-325
Consoles	
Consoles Full & Mini	Fig. 08A-410



Instrument Panel
Figure 08A-110



ITEM	PART NUMBER	QTY	LINE	BODY	DESCRIPTION
1					COVER, Instrument Panel
	5EU50 LAZAB	1			Agate
	5EU50 RK5AB	1			Tan/Agate
2					BEZEL, Speaker
	5DP1 6LAZ	1			Agate, Right
	5DP1 6RK5	1			Tan/Agate, Right
	5DP1 7LAZ	1			Agate, Left
	5DP1 7RK5	1			Tan/Agate, Left
-3	4524 342	4			CLIP, Speaker Bezel to I/Panel
4	6035 369	6			SCREW, Piercing, .164-15x1.25, Bezel Mounting
5					CAP, Cigar Lighter, (NOT REQUIRED)
6	5FK5 8TAZ	1			BEZEL, Instrument Cluster, Agate
7	6034 949	5			SCREW
8	5FK5 7TAZ	1			BEZEL, Instrument Panel, Center, (Agate) Black Ash Tray Clip Included
9	5511 5652	1			MAT, Console Cup Holder, Center Tray Rubber Insert
10					COVER, Instrument Panel, Steering Column Opening
	5DN91 LAZAB	1			Agate
	5DN91 RK5AB	1			Tan/Agate
11	5511 5187	1			PANEL, Knee Blocker, I/Panel Steering Column Cover
12					GLOVE BOX, Instrument Panel
	5DP56 LAZAC	1			Agate
	5DP56 RK5AC	1			Tan/Agate
-13	5503 7355	1		U	STRAP, Glove Box Door Stop
		1		J	
14					LATCH, Glovebox
	5EM2 8LAZ	1			Agate
	5EM2 8RK5	1			Tan/Agate
15	5503 7225	2			BUMPER, Glove Box Door
16					HANDLE, Grab, I/Panel
	5DP5 2LAZ	1		U	I/Panel (Agate)
		1		J	I/Panel (Agate)
	5DP5 2RK5	1		U	I/Panel (Tan/Agate)
		1		J	I/Panel (Tan/Agate)
-17					HANDLE, Grab, Bezel Only
	5EE1 1LAZ	1		U	Bezel Only (Agate)
		1		J	Bezel Only (Agate)
	5EE1 1RK5	1		U	Bezel Only (Tan/Agate)
		1		J	Bezel Only (Tan/Agate)
		1		J	Bezel Only (Tan/Agate)
18	5511 5170	1		U	STRIKER, Glove Box Door Latch
19					AIR BAG, Passenger

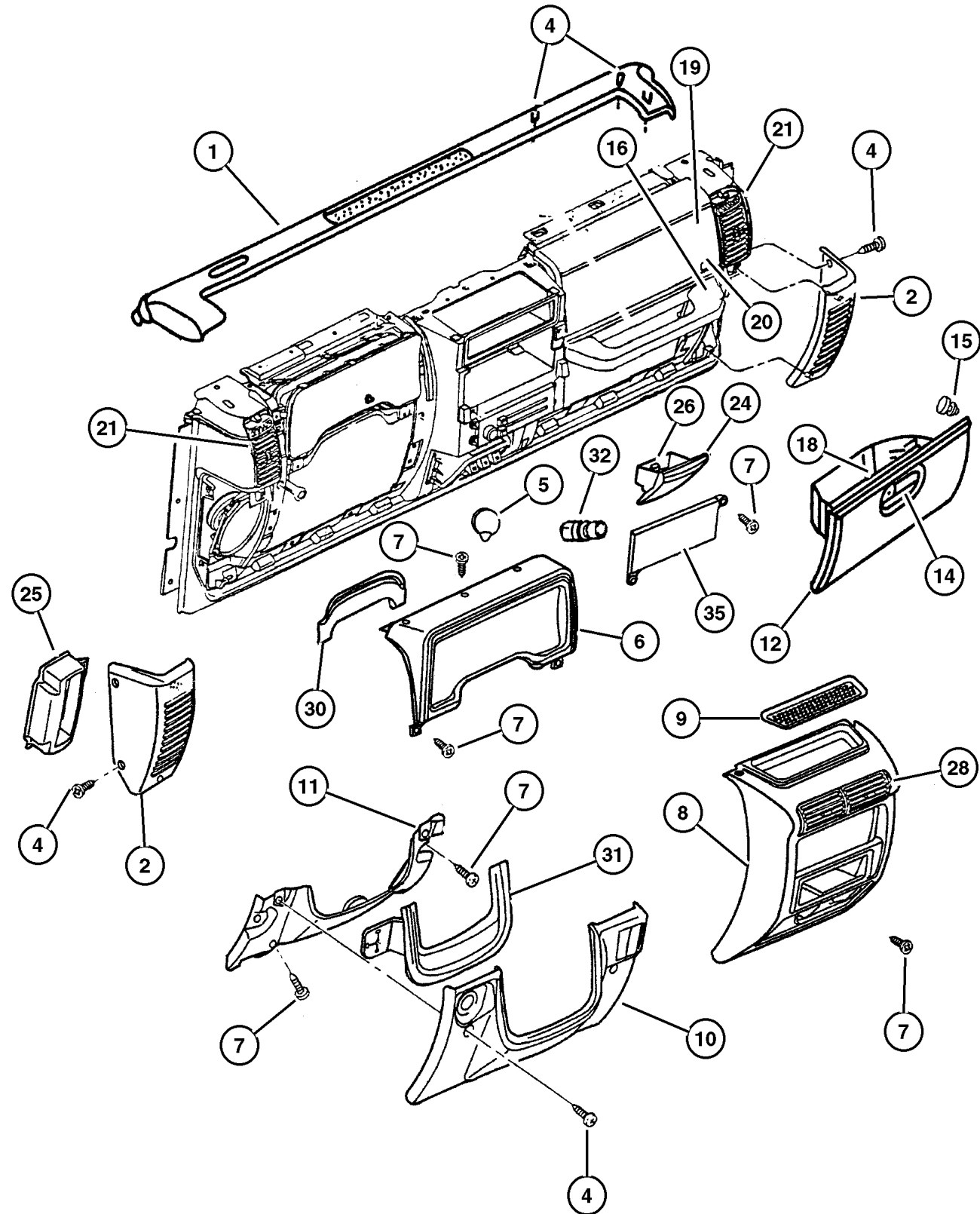
JEEP WRANGLER (TJ)

SERIES	LINE	BODY	ENGINE	TRANSMISSION
H=Sport	J = Wrangler 4WD	77=93.4 WB	EPE, EP0 = 2.5L Power Tech	DGG, DGD = 32RH 3 Spd. Auto.
L=SE	U = Wrangler 4WD (RHD)		ERH, ER0 = 4.0L Power Tech	DDQ = 5 Spd. Manual
P=Sahara				DDD = 5 Speed HD Manual
				DG0 = Auto Trans.
				DBB = Manual Trans.
				DDO = All 5 Speed Manual

AR = Use as required - = Non illustrated part # = New this model year

February 6, 2002

**Instrument Panel
Figure 08A-110**



ITEM	PART NUMBER	QTY	LINE	BODY	DESCRIPTION
	55314 982AC	1	U		Module
		1	J		Module
20	5DU3 8LAZ	1	U		DOOR, Passenger Air Bag
		1	J		Agate
	5DU3 8RK5	1	U		Agate
		1	J		Tan/Agate
21		1	U		Tan/Agate
	5DP5 4TAZ	1	U		OUTLET, Air Conditioning & Heater
		1	J		Agate, Right
	5DP5 5TAZ	1	U		Agate, Right
		1	J		Agate, Left
		1	J		Agate, Left
-22					PANEL, Instrument
	SU44 1K5AB	1	J		Tan/Agate
	SU44 LAZAB	1	J		Agate
	SU45 1K5AB	1	U		Tan/Agate
	SU45 LAZAB	1	U		Agate
-23					PANEL, Instrument, Cosmetic Repair Panel
	5EM26 LAZAB	1	U		Agate (Cosmetic Repair Panel)
		1	J		Agate (Cosmetic Repair Panel)
	5EM26 RK5AB	1	U		Tan/Agate (Cosmetic Repair Panel)
		1	J		Tan/Agate (Cosmetic Repair Panel)
24	5FK6 2TAZ	1			ASH RECEIVER, Instrument Panel, Agate
25					BAFFLE, Speaker, (NOT REQUIRED)
26	5503 3543	1			SPRING, Ash Receiver
-27	6035 859	AR			CLIP, Speaker, Ash Receiver Mounting
28					OUTLET, Air Conditioning & Heater, (NOT REQUIRED)
-29	6503 175	5			CLIP, Quarter Panel, I/Panel
30					FILLER, I/P To A Pillar, FILLER, Gap (Serviced in Item # 5), (NOT SERVICED)
31					FILLER, I/P To A Pillar, FILLER, Gap (Serviced In Item # 9), (NOT SERVICED)
32	4685 536	1			KNOB AND ELEMENT, Cigar Lighter
-33	#56007 314AD	1			BEZEL, Cigar Lighter, Bezel & Plug, Switch & Cigar Lighter
-34					PLUG, Switch Opening
	5600 7329	1			without Heated Backlite
	5600 7330	1			without Rear Wiper
35	4372 399	1			COVER, Radio Opening, I/Panel Radio Opening

JEEP WRANGLER (TJ)

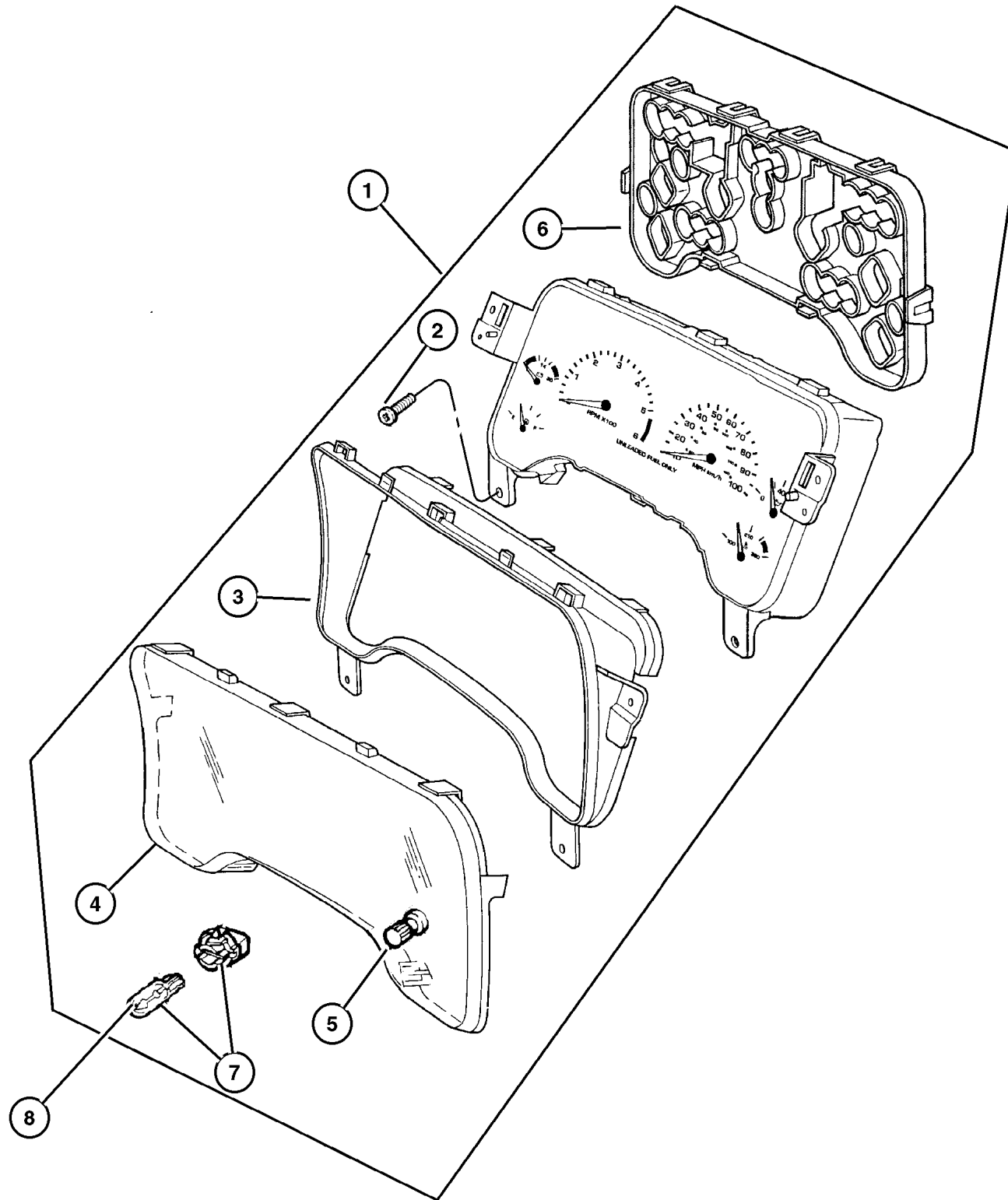
SERIES	LINE	BODY	ENGINE	TRANSMISSION
H=Sport	J = Wrangler 4WD	77=93.4 WB	EPE, EP0 = 2.5L Power Tech	DGG, DGD = 32RH 3 Spd. Auto.
L=SE	U = Wrangler 4WD (RHD)		ERH, ER0 = 4.0L Power Tech	DDQ = 5 Spd. Manual
P=Sahara				DDD = 5 Speed HD Manual
				DG0 = Auto Trans.
				DBB = Manual Trans.
				DD0 = All 5 Speed Manual

AR = Use as required - = Non illustrated part # = New this model year

February 6, 2002

Instrument Cluster Figure 08A-210

ITEM	PART NUMBER	QTY	LINE	BODY	DESCRIPTION
1					CLUSTER
	#56009 170AD	1			Miles
	#56009 171AD	1			Kilos
	#56009 172AD	1	U		Miles
	#56009 174AD	1	U		Kilos
2	6034 949	4			SCREW
3	4874 344	1			MASK, Instrument Cluster
4	4874 345	1			LENS, Cluster
5	4874 346	1			GROMMET, Speedometer Trip Reset
6	4874 348	1			COVER, Cluster
7	4874 349	5			BULB AND SOCKET
8	5269 391	10			LAMP, Bulb And Socket



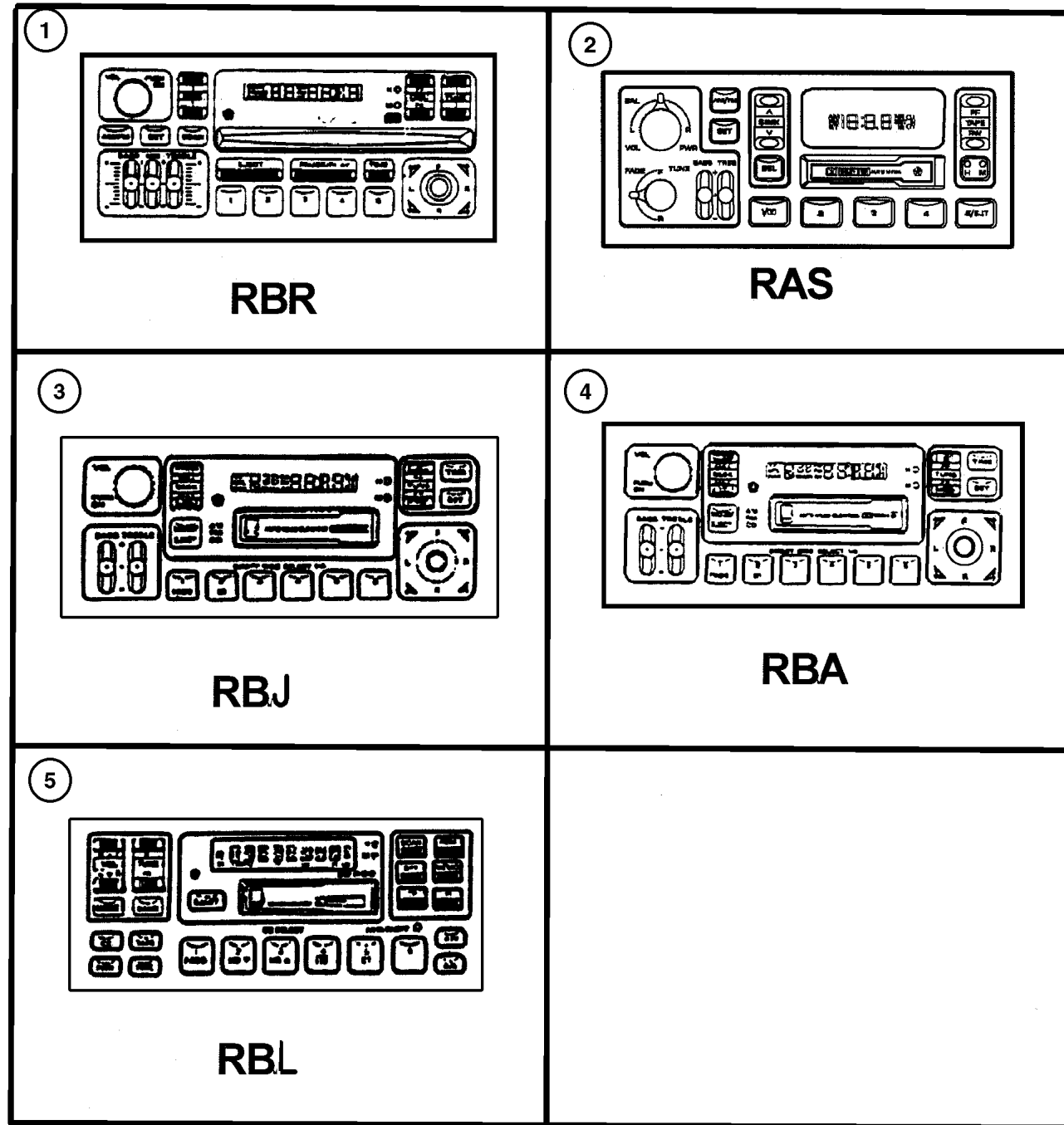
JEEP WRANGLER (TJ)

SERIES	LINE	BODY	ENGINE	TRANSMISSION
H=Sport	J = Wrangler 4WD	77=93.4 WB	EPE, EP0 = 2.5L Power Tech	DGG, DGD = 32RH 3 Spd. Auto.
L=SE	U = Wrangler 4WD (RHD)		ERH, ER0 = 4.0L Power Tech	DDQ = 5 Spd. Manual
P=Sahara				DDD = 5 Speed HD Manual
				DG0 = Auto Trans.
				DBB = Manual Trans.
				DD0 = All 5 Speed Manual

AR = Use as required - = Non illustrated part # = New this model year

February 6, 2002

Radio
Figure 08A-315



ITEM	PART NUMBER	QTY	LINE	BODY	DESCRIPTION
					[RAS]=AM/FM Cassette manual, 12 Disc Magazine.
					[RBA]=AM/FM with Cassette & CD Changer Control (Australia, Europe, Middle East & Taiwan) manual, 12 Disc Magazine.
					[RBJ]=Midline AM/FM with Cassette & CD Changer Control (Japan) manual, 12 Disc Magazine.
					[RBL]=AM/FM with Cassette & CD Changer Control (EUROPE) manual, 12 Disc Magazine.
					[RBR]=AM/FM with CD & Equalizer manual, 12 Disc Magazine.
1	4704 373AD	1	J	77	RADIO, AM/FM with CD and Equalizer, [RBR]
2	56038 933AB	1			RADIO, AM/FM Cassette, [RAS]
3	4704 393AD	1	U		RADIO, AM/FM with CD, [RBJ] EUROPE
4	4704 392AD	1			RADIO, AM/FM with CD, [RBA]
5	#4859 504AC	1			RADIO, FM/MW/LW-RDS and Cassette, [RBL] EUROPE
-6	5600 9159	1			STRAP, Ground, Radio Rear
-7	5600 9160	1			STRAP, Ground
-8	5600 9161	1			STRAP, Ground, Engine/Body/Hood
-9	56038 592AA	1			BRACKET, Audio Equipment, [RBR]

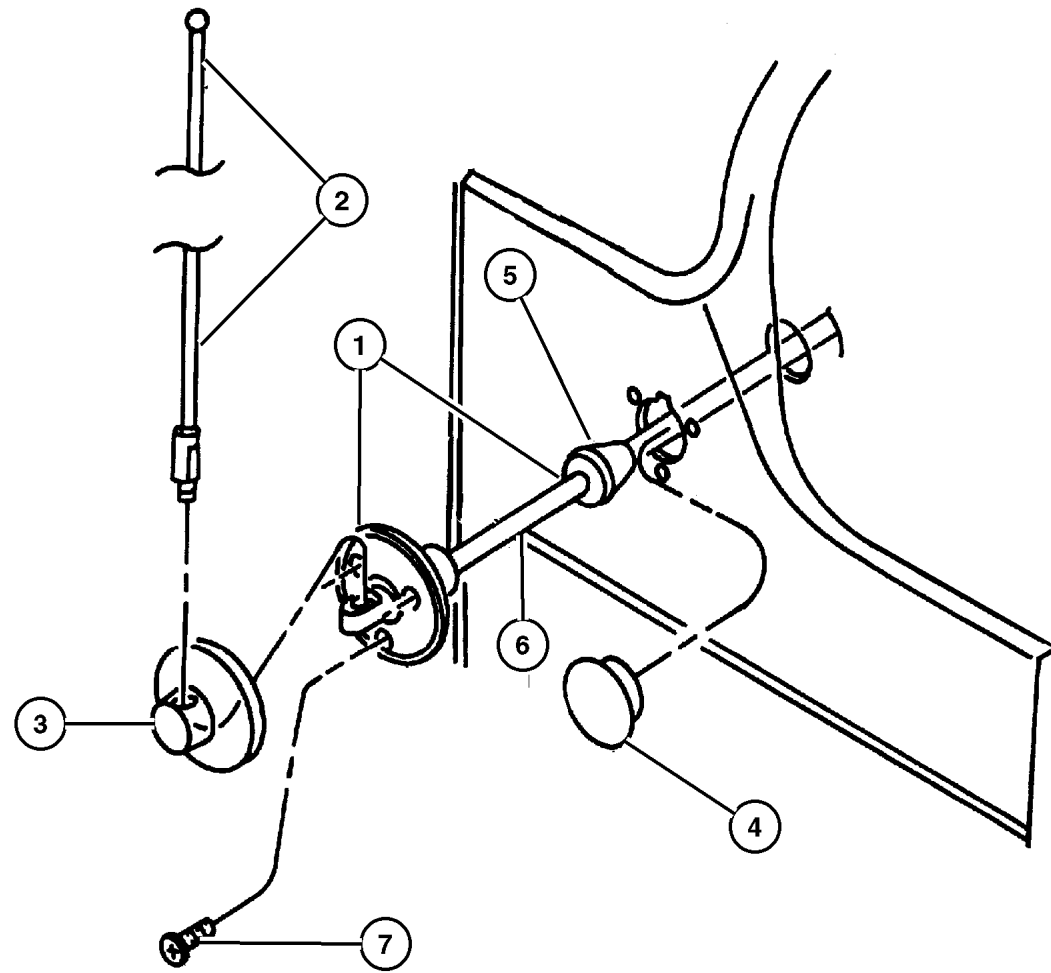
JEEP WRANGLER (TJ)				
SERIES	LINE	BODY	ENGINE	TRANSMISSION
H=Sport	J = Wrangler 4WD	77=93.4 WB	EPE, EP0 = 2.5L Power Tech	DGG, DGD = 32RH 3 Spd. Auto.
L=SE	U = Wrangler 4WD (RHD)		ERH, ER0 = 4.0L Power Tech	DDQ = 5 Spd. Manual
P=Sahara				DDD = 5 Speed HD Manual
				DG0 = Auto Trans.
				DBB = Manual Trans.
				DDO = All 5 Speed Manual

AR = Use as required - = Non illustrated part # = New this model year

February 6, 2002

Antenna
Figure 08A-320

ITEM	PART NUMBER	QTY	LINE	BODY	DESCRIPTION
1	5600 8788	1			ANTENNA, Base Cable And Bracket
2	5600 9081	1			MAST, Antenna
3	5603 8504	1			COVER, Antenna Opening
4	5600 8929	1	J		PLUG, Antenna Hole
5					GROMMET, Antenna, (NOT SERVICED)
6	5600 8786	1			CABLE, Antenna
7					SCREW, .164-18x.75, (NOT SERVICED)



JEEP WRANGLER (TJ)

SERIES
H=Sport
L=SE
P=Sahara

LINE
J = Wrangler 4WD
U = Wrangler 4WD (RHD)

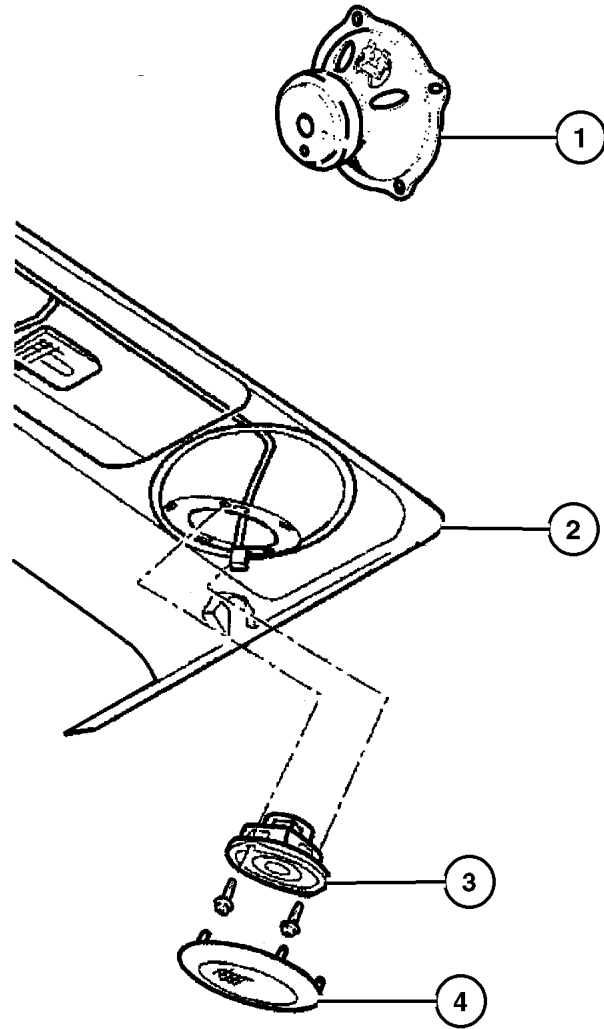
BODY
77=93.4 WB

ENGINE
EPE, EP0 = 2.5L Power Tech
ERH, ER0 = 4.0L Power Tech

TRANSMISSION
DGG, DGD = 32RH 3 Spd. Auto.
DDQ = 5 Spd. Manual
DDD = 5 Speed HD Manual
DG0 = Auto Trans.
DBB = Manual Trans.
DD0 = All 5 Speed Manual

Speakers Figure 08A-325

ITEM	PART NUMBER	QTY	LINE	BODY	DESCRIPTION
1	56008 795AB	2			SPEAKER, Instrument Panel
2	4874 294	1			COVER, Soundbar
3	56038 566AB	2			SPEAKER, 5.25"
4	4874 296AB	2			GRILLE, Speaker
-5	5600 7264	1			BEZEL, Dome Lamp
-6	5600 7265	1			LENS, Dome Lamp
-7	L000 0912	1			BULB, 912



JEEP WRANGLER (TJ)

SERIES
H=Sport
L=SE
P=Sahara

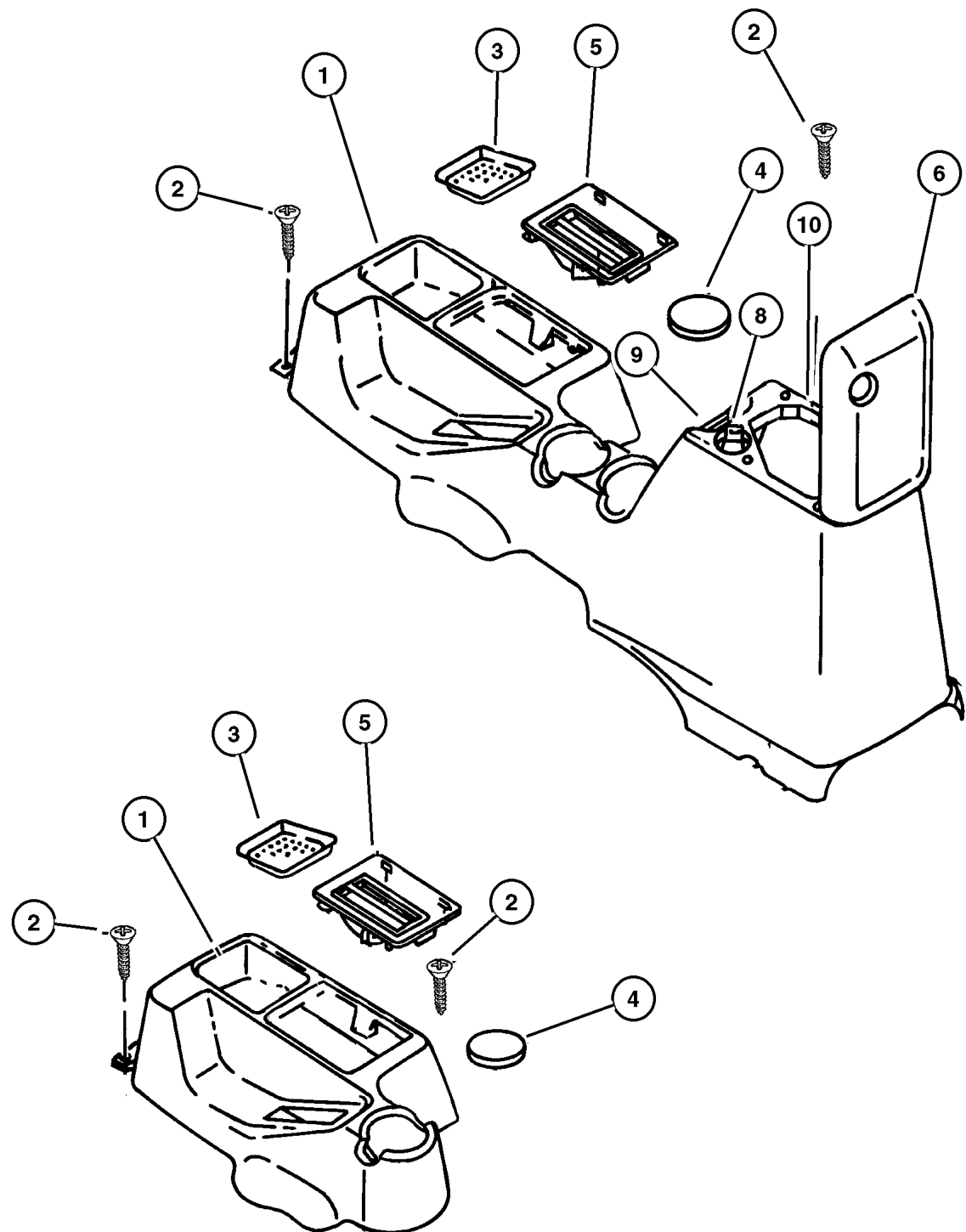
LINE
J = Wrangler 4WD
U = Wrangler 4WD (RHD)

BODY
77=93.4 WB

ENGINE
EPE, EP0 = 2.5L Power Tech
ERH, ER0 = 4.0L Power Tech

TRANSMISSION
DGG, DGD = 32RH 3 Spd. Auto.
DDQ = 5 Spd. Manual
DDD = 5 Speed HD Manual
DG0 = Auto Trans.
DBB = Manual Trans.
DD0 = All 5 Speed Manual

Consoles Full & Mini
Figure 08A-410



ITEM	PART NUMBER	QTY	LINE	BODY	DESCRIPTION
1					CONSOLE, Floor, With Passenger Disarm Switch
	SJ86 1AZAA	1			Mini (Agate)
	SJ87 1AZAA	1	U		Full (Agate)
		1	J		Full (Agate)
	SJ87 1K5AA	1	U		Full (Tan/Agate)
		1	J		Full (Tan/Agate)
2					SCREW, [.190-16x.875] , (NOT SERVICED)
3	5511 5652	1			MAT, Console Cup Holder
4	5511 5669	2			MAT, Floor, Console Floor Cupholder
5					BEZEL AND DIAL, Gearshift Lever
	55115 570AB	1	J		
	55115 571AB	1	U		
6					LID, Center Console Storage
	LC51 LAZ	AR			Outer (Agate)
	LC51 RK5	AR			Outer (Tan/Agate)
	5FW18 LAZAB	1	J		Inner (Agate)
		1	U		Inner (Agate)
	5FW18 RK5AB	1	J		Inner (Tan/Agate)
		1	U		Inner (Tan/Agate)
-7					HINGE, Floor Console Lid
	4732 098AB	1	J		
		1	U		
8					LATCH, Armrest Lid
	5503 7252	1	J		
		1	U		
9					STRIKER, Console Lid Catch, Serviced in Console, (NOT SERVICED)
10					SEAL, Lid
	55037 380AA	1	J		
		1	U		
-11	5GL51 DX9AB	1			BEZEL, Floor Console, Passenger Airbag Disarm Switch (Black)
-12	#56010 056AB	1			SWITCH, Passenger Airbag Disarm
-13	55315 000AB	1			PLUG, Cover
-14					HOLDER, Coin, (NOT REQUIRED)

JEEP WRANGLER (TJ)

SERIES	LINE	BODY	ENGINE	TRANSMISSION
H=Sport	J = Wrangler 4WD	77=93.4 WB	EPE, EP0 = 2.5L Power Tech	DGG, DGD = 32RH 3 Spd. Auto.
L=SE	U = Wrangler 4WD (RHD)		ERH, ER0 = 4.0L Power Tech	DDQ = 5 Spd. Manual
P=Sahara				DDD = 5 Speed HD Manual
				DG0 = Auto Trans.
				DBB = Manual Trans.
				DD0 = All 5 Speed Manual

AR = Use as required - = Non illustrated part # = New this model year

February 6, 2002

Group – 009

Engine Mounting

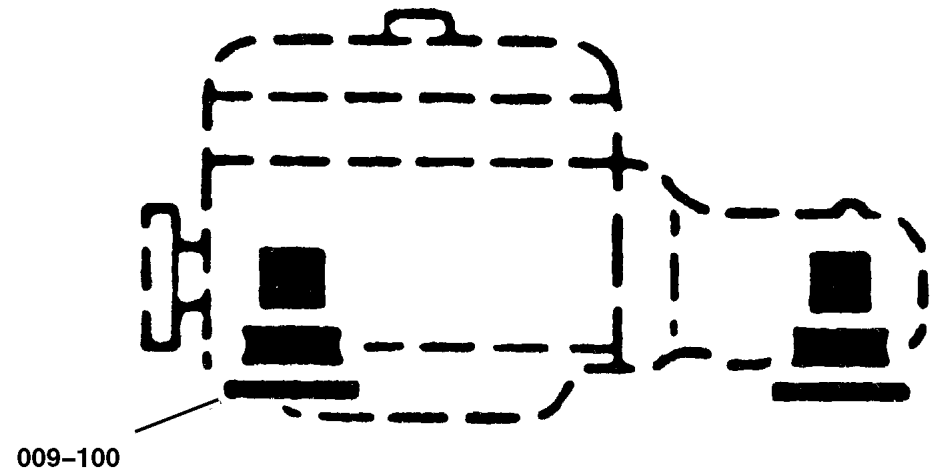
GROUP 9 - Engine Mounting

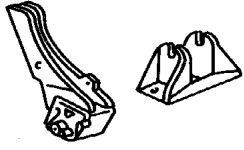
Illustration Title

Group-Fig. No.

Engine Mounting

Engine Mounting, Front 2.5L (EPE) Engine	Fig. 009-110
Engine Mounting, Rear 2.5L (EPE) Engine	Fig. 009-120
Engine Mounting, Front 4.0L (ERH) Engine	Fig. 009-130
Engine Mounting, Rear 4.0L (ERH) Engine	Fig. 009-140



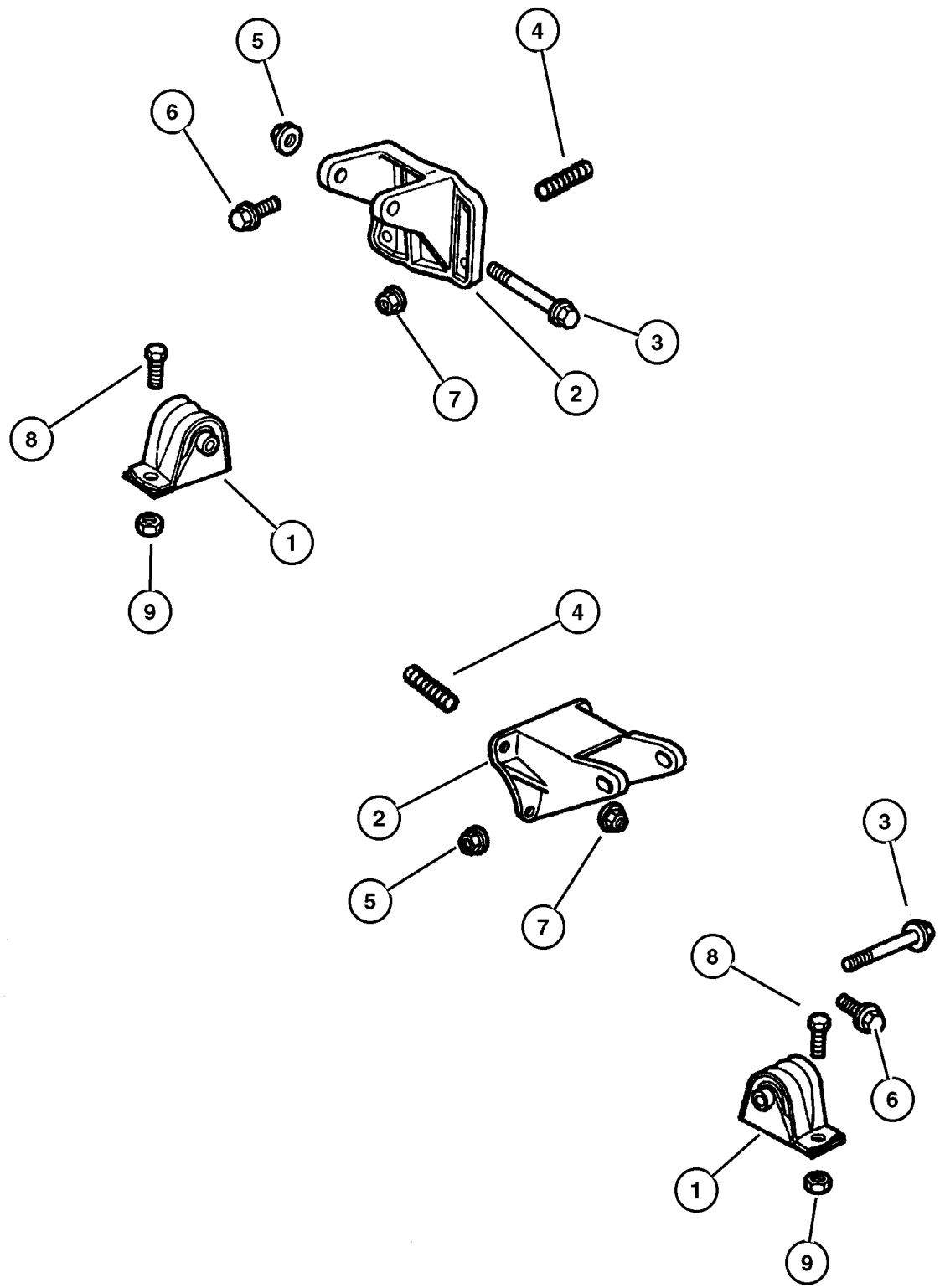
<p>009-100 Engine Mounting</p> 			
---	--	--	--

Engine Mounting, Front 2.5L (EPE) Engine Figure 009-110

ITEM	PART NUMBER	QTY	LINE	ENGINE	TRANS	DESCRIPTION
------	-------------	-----	------	--------	-------	-------------

NOTE: EP0=All 2.5L Gas Engines manual, 12 Disc Magazine.
 ERO= All 4.0L Gas Engines manual, 12 Disc Magazine.

1	52019 276AB	2		EP0		INSULATOR, Engine Mount
2	5201 8696	1		EP0		BRACKET, Engine Mount Right
	5201 8697	1		EP0		Left
3	3420 2606	2		EP0, ERO		BOLT, Hex Head
4	6033 883	3		EP0		STUD, .375-16x2.00"
5	6502 697	2				NUT, Hex Flange Lock, M12x1.75
6	6036 176AA	5		EP0		SCREW, Hex Head, .375-16x1.125
7	0152 474	3		EP0		NUT, Hex Flange Lock, .375-16
8	6502 137	2				BOLT, Hex Flange Head, M10x1.50x35
9	6502 696	2				NUT, Hex Flange Lock, M10x1.5



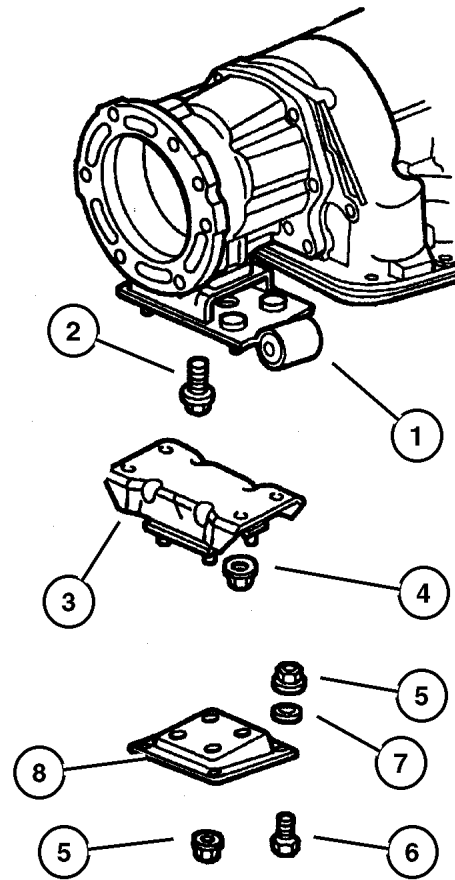
JEEP WRANGLER (TJ)	BODY	ENGINE	TRANSMISSION
SERIES LINE	77=93.4 WB	EPE, EP0 = 2.5L Power Tech	DGG, DGD = 32RH 3 Spd. Auto.
H=Sport	J = Wrangler 4WD	ERH, ER0 = 4.0L Power Tech	DDQ = 5 Spd. Manual
L=SE	U = Wrangler 4WD (RHD)		DDD = 5 Speed HD Manual
P=Sahara			DG0 = Auto Trans.
			DBB = Manual Trans.
			DD0 = All 5 Speed Manual

AR = Use as required - = Non illustrated part # = New this model year

February 6, 2002

**Engine Mounting, Rear 2.5L (EPE) Engine
Figure 009-120**

ITEM	PART NUMBER	QTY	LINE	ENGINE	TRANS	DESCRIPTION
NOTE: EP0=All 2.5L Gas Engines DDQ=5 Speed Manual Transmission DG0=All Automatic Transmissions manual, 12 Disc Magazine.						
1						BRACKET, Transmission Mount
	5205 8548	1			DG0	
	5205 8618	1		EP0	DDQ	
2						BOLT, .437-14x1.120, (NOT SERVICED)
3	52058 551AB	1				MOUNT, Transmission
4	6502 337	4				NUT, M10x1.5
5	6100 517	4				NUT, Hex Flange Lock, M8 Phosphate
6						BOLT, M8x1.25x25.00, (NOT SERVICED)
7						WASHER, (NOT SERVICED)
8	5205 8863	1			DG0	BRACKET, Transmission Mount



JEEP WRANGLER (TJ)

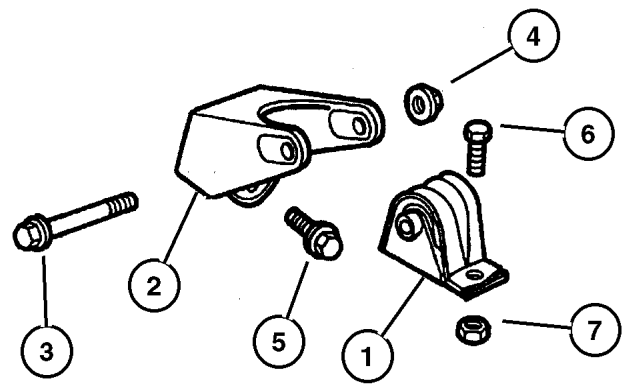
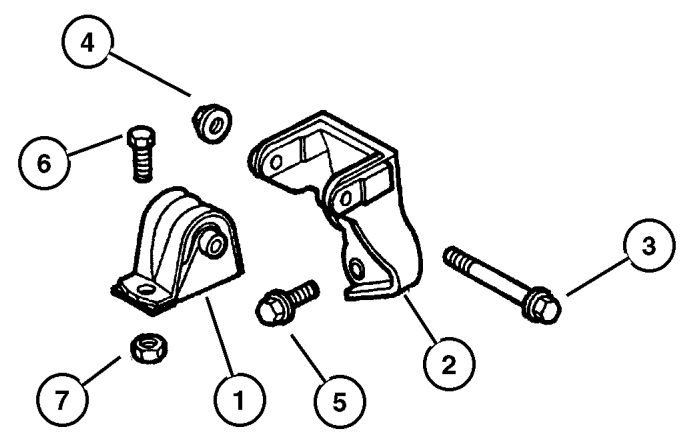
SERIES	LINE	BODY	ENGINE	TRANSMISSION
H=Sport	J = Wrangler 4WD	77=93.4 WB	EPE, EP0 = 2.5L Power Tech	DGG, DGD = 32RH 3 Spd. Auto.
L=SE	U = Wrangler 4WD (RHD)		ERH, ER0 = 4.0L Power Tech	DDQ = 5 Spd. Manual
P=Sahara				DDD = 5 Speed HD Manual
				DG0 = Auto Trans.
				DBB = Manual Trans.
				DD0 = All 5 Speed Manual

AR = Use as required - = Non illustrated part # = New this model year

February 6, 2002

**Engine Mounting, Front 4.0L (ERH) Engine
Figure 009-130**

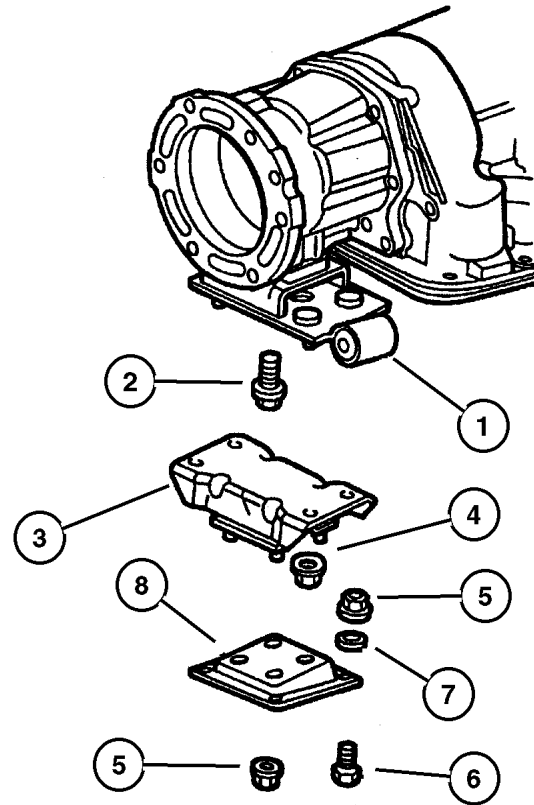
ITEM	PART NUMBER	QTY	LINE	ENGINE	TRANS	DESCRIPTION
NOTE: ER0=All 4.0L Engines, EPO= All 2.5L Engines. manual, 12 Disc Magazine.						
1	52019 278AB	2		ER0		INSULATOR, Engine Mount
2						BRACKET, Engine Mount
	#52059 284AA	1		ER0		Right
	#52059 285AA	1		ER0		Left
3	3420 2606	2		EPO, ER0		BOLT, Hex Head
4	6502 697	2				NUT, Hex Flange Lock, M12x1.75
5	6036 176AA	5		EPO		SCREW, Hex Head, .375-16x1.125
6	6502 137	2				BOLT, Hex Flange Head, M10x1.50x35
7	6502 696	2				NUT, Hex Flange Lock, M10x1.5



JEEP WRANGLER (TJ)				
SERIES	LINE	BODY	ENGINE	TRANSMISSION
H=Sport	J = Wrangler 4WD	77=93.4 WB	EPE, EP0 = 2.5L Power Tech	DGG, DGD = 32RH 3 Spd. Auto.
L=SE	U = Wrangler 4WD (RHD)		ERH, ER0 = 4.0L Power Tech	DDQ = 5 Spd. Manual
P=Sahara				DDD = 5 Speed HD Manual
				DG0 = Auto Trans.
				DBB = Manual Trans.
				DD0 = All 5 Speed Manual

**Engine Mounting, Rear 4.0L (ERH) Engine
Figure 009-140**

ITEM	PART NUMBER	QTY	LINE	ENGINE	TRANS	DESCRIPTION
NOTE: ER0=All 4.0L Engines DDO= Manual Transmission DG0=All Automatic Transmissions manual, 12 Disc Magazine.						
1	5205 8546	1		ER0	DD0	BRACKET, Transmission Mount
	5205 8548	1			DG0	
2						BOLT, .437-14x1.120, (NOT SERVICED)
3	52058 551AB	1				MOUNT, Transmission
4	6502 337	4				NUT, M10x1.5
5	6100 517	4				NUT, Hex Flange Lock, M8 Phosphate
6						BOLT, M8x1.25x25.00, (NOT SERVICED)
7						WASHER, (NOT SERVICED)
8	5205 8863	1			DG0	BRACKET, Transmission Mount



JEEP WRANGLER (TJ)

SERIES	LINE	BODY	ENGINE	TRANSMISSION
H=Sport	J = Wrangler 4WD	77=93.4 WB	EPE, EP0 = 2.5L Power Tech	DGG, DGD = 32RH 3 Spd. Auto.
L=SE	U = Wrangler 4WD (RHD)		ERH, ER0 = 4.0L Power Tech	DDQ = 5 Spd. Manual
P=Sahara				DDD = 5 Speed HD Manual
				DG0 = Auto Trans.
				DBB = Manual Trans.
				DD0 = All 5 Speed Manual

AR = Use as required - = Non illustrated part # = New this model year

February 6, 2002

Group – 2.5L4

Engine 2.5L Four Cylinder

GROUP 2.5L4 - Engine 2.5L Four Cylinder

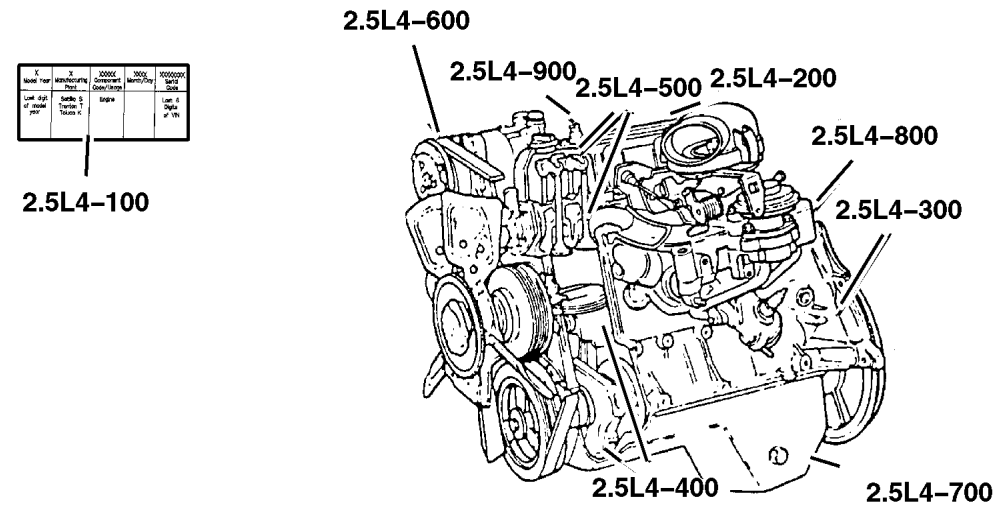


Illustration Title

Group-Fig. No.

Cylinder Head

Cylinder Head 2.5L (EPE) Engine Fig. 2.5L4-210

Cylinder Block

Cylinder Block 2.5L (EPE) Engine Fig. 2.5L4-310

Crankshaft, Piston and Drive Plate

Crankshaft, Piston and Torque Converter 2.5L (EPE) Engine Fig. 2.5L4-410

Camshafts & Valves

Camshaft and Valves 2.5L (EPE) Engine Fig. 2.5L4-510

Timing Belt and Cover

Timing Cover 2.5L (EPE) Engine Fig. 2.5L4-610

Engine Oiling

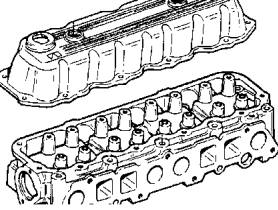
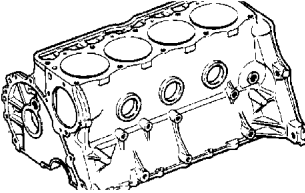

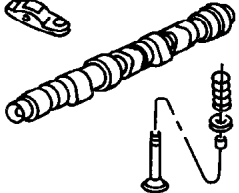
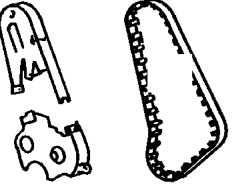

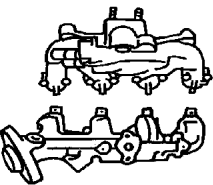
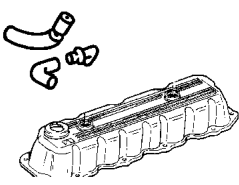
Engine Oiling 2.5L (EPE) Engine Fig. 2.5L4-710

Manifolds

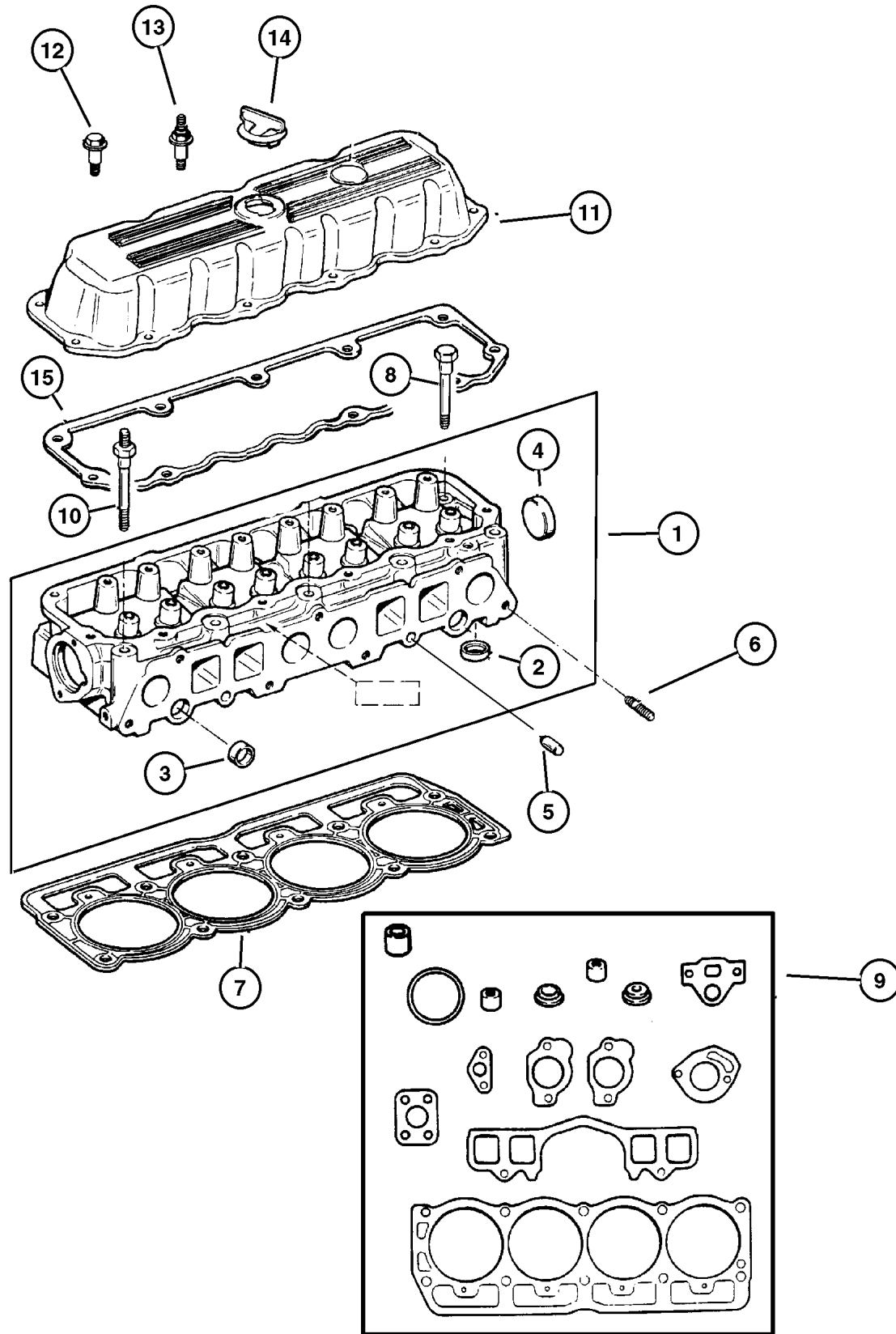
Manifold, Intake and Exhaust 2.5L (EPE) Engine Fig. 2.5L4-810

Crankcase Ventilation

Crankcase Ventilation 2.5L (EPE) Engine Fig. 2.5L4-910

<p>2.5L4-200 Cylinder Head</p> 	<p>2.5L4-300 Cylinder Block</p> 	<p>2.5L4-400 Crankshaft, Piston and Drive Plate</p> 	<p>2.5L4-500 Camshafts & Valves</p> 
<p>2.5L4-600 Timing Belt and Cover</p> 	<p>2.5L4-700 Engine Oiling</p> 	<p>2.5L4-800 Manifolds</p> 	<p>2.5L4-900 Crankcase Ventilation</p> 

**Cylinder Head 2.5L (EPE) Engine
Figure 2.5L4-210**



ITEM	PART NUMBER	QTY	LINE	ENGINE	TRANS	DESCRIPTION
NOTE: EP0=All 2.5L Gas Engines ERO= All 4.0L Gas Engines manual, 12 Disc Magazine.						
1	33007 115AB	1		EP0		HEAD, Cylinder
2	3300 7142	4		EP0		SEAT, Exhaust Valve
3	J317 2319	4		EP0		PLUG, Cylinder Block Oil Hole
4	J310 5394	1		EP0		PLUG, Cylinder Block Oil Hole
5	J317 2318	2		EP0, ER0		DOWEL, Cylinder Head To Intake
6	6036 193AA	2		EP0, ER0		STUD, .375-16/.375-24x1.75
7	53009 549AB	1		EP0		GASKET, Cylinder Head
8	6035 514	5		EP0		BOLT, Cylinder Head
9	4798 992AC	1		EP0		GASKET PACKAGE, Engine
10	6035 516	4		EP0		STUD, Double Ended, .50-13/.437-14x6.00
11	53010 428AB	1		EP0		COVER, Cylinder Head
12	6035 566	1		EP0		BOLT, Hex Flange Head, .250-20x1.00
13	6035 968AA	10		EP0		STUD, .250-20x2.00
14	5302 0555	1		EP0		CAP, Oil Filler
15						GASKET, Cylinder Cover, RTV Sealant, (NOT SERVICED)

JEEP WRANGLER (TJ)				
SERIES	LINE	BODY	ENGINE	TRANSMISSION
H=Sport	J = Wrangler 4WD	77=93.4 WB	EPE, EP0 = 2.5L Power Tech	DGG, DGD = 32RH 3 Spd. Auto.
L=SE	U = Wrangler 4WD (RHD)		ERH, ER0 = 4.0L Power Tech	DDQ = 5 Spd. Manual
P=Sahara				DDD = 5 Speed HD Manual
				DG0 = Auto Trans.
				DBB = Manual Trans.
				DDO = All 5 Speed Manual

AR = Use as required - = Non illustrated part # = New this model year

February 6, 2002

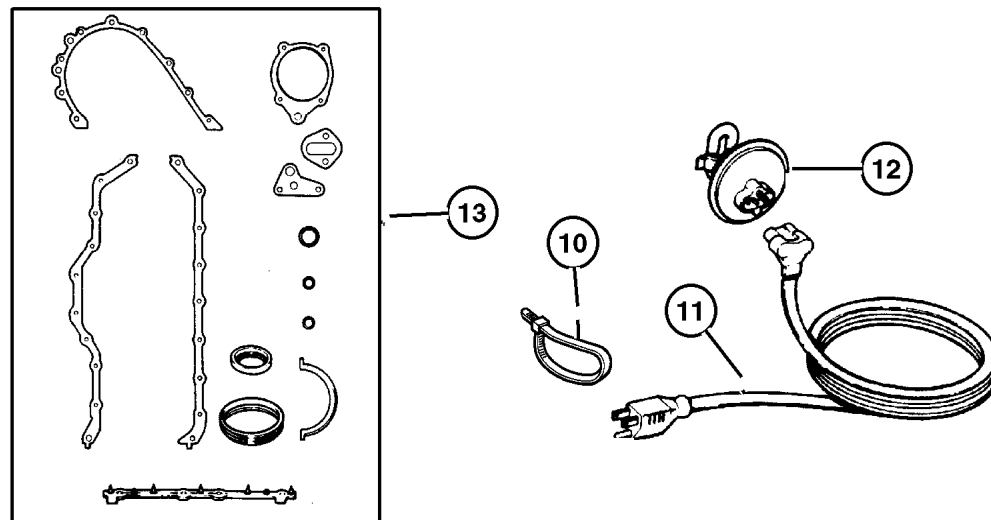
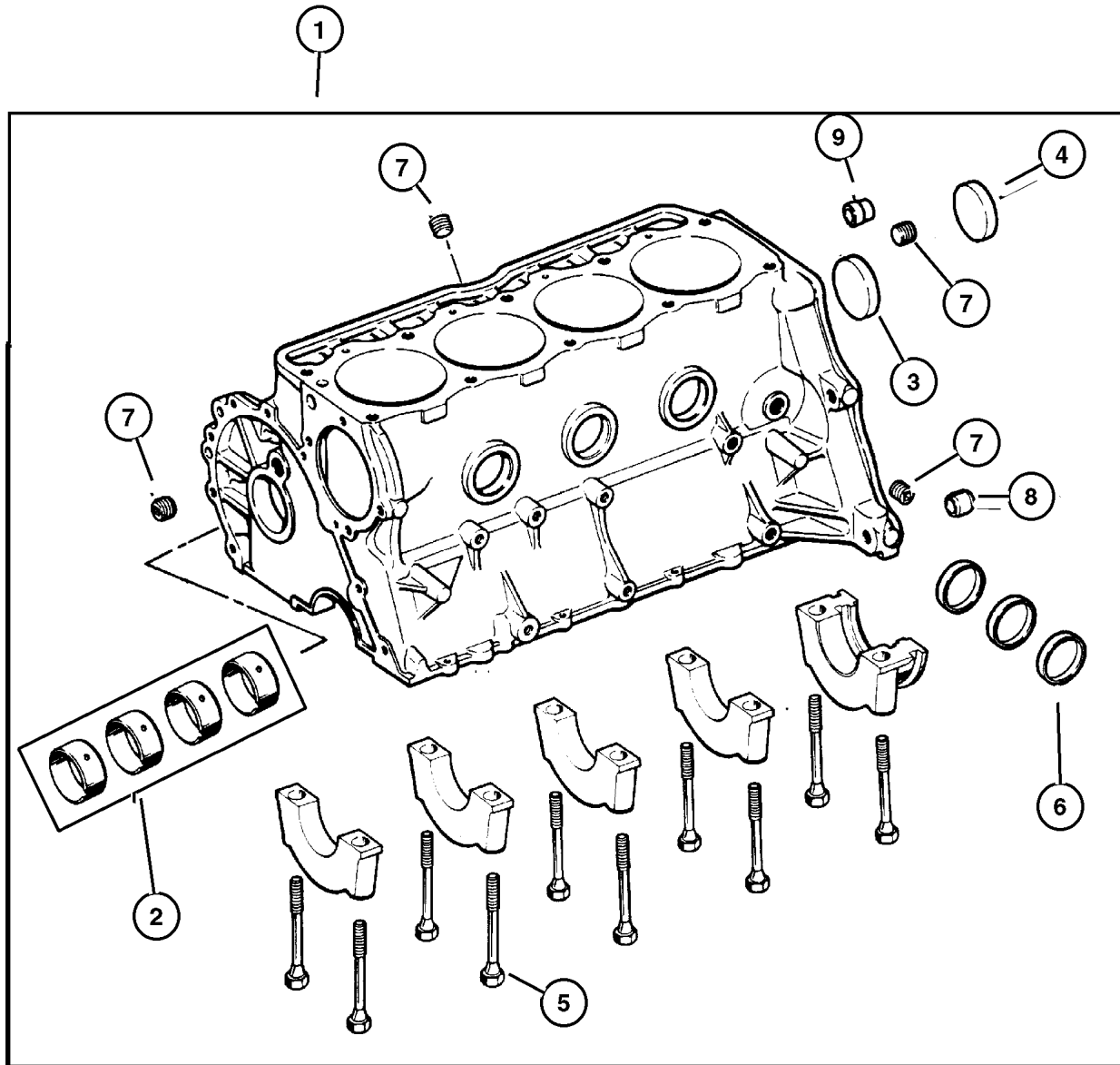
Cylinder Block 2.5L (EPE) Engine Figure 2.5L4-310

ITEM	PART NUMBER	QTY	LINE	ENGINE	TRANS	DESCRIPTION
------	-------------	-----	------	--------	-------	-------------

NOTE: Packages Do Not Contain Gaskets For All Required Sealing. R.T.V. Sealer And Gasket Eliminator Must Also Be Used.
manual, 12 Disc Magazine.

NOTE: EP0=All 2.5L Gas Engines ERO= All 4.0L Gas Engines manual, 12 Disc Magazine.

1	4856 744	1		EP0		BLOCK, Short
2	4636 985AB	1		EP0		BEARING PACKAGE, Camshaft, Standard Size
3	J317 2313	1		EP0		PLUG, Camshaft
4	5302 0465	1		EP0		PLUG, Cylinder Block
5	J400 6948	10		EP0		BOLT, Hex Head, .50-13x2.97
6	J400 6580	3		EP0		PLUG, Cylinder Block Oil Hole
7	6034 166	3		EP0		PLUG, Cylinder Block Oil Hole
8	J400 6953	1		EP0		DOWEL, Block To Cylinder Head
9	J324 1332	1		EP0		DOWEL, Clutch Housing To Block
10	4641 780	3		EP0,		STRAP, Tie
11	5601 6834	1		ER0		CORD, Engine Block Heater
12	8230 0749	1		EP0		HEATER KIT, Engine Block
13	4713 023AC	1		EP0		GASKET PACKAGE, Engine



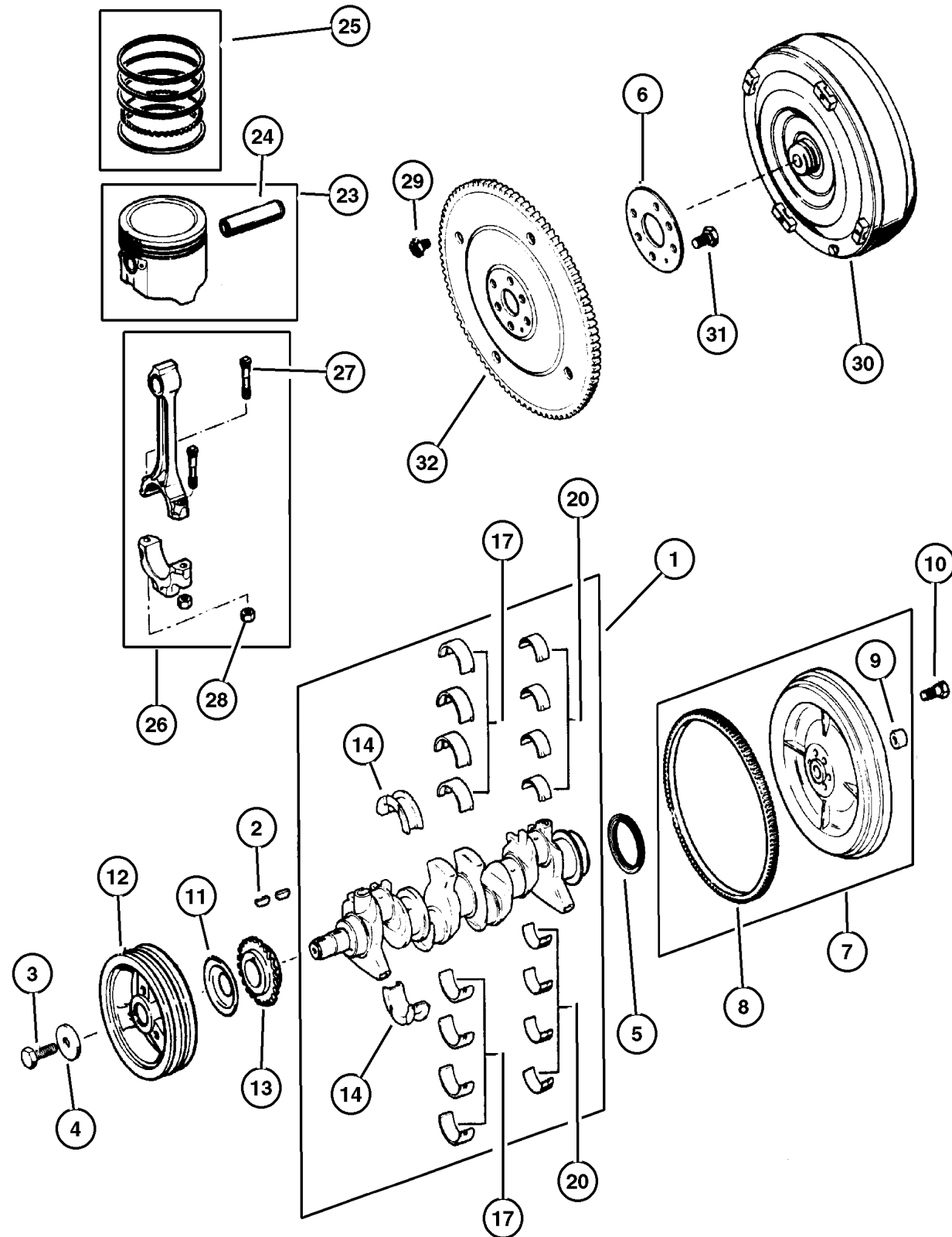
JEEP WRANGLER (TJ)
SERIES LINE
H=Sport J = Wrangler 4WD
L=SE U = Wrangler 4WD (RHD)
P=Sahara

BODY
77=93.4 WB

ENGINE
EPE, EP0 = 2.5L Power Tech
ERH, ER0 = 4.0L Power Tech

TRANSMISSION
DGG, DGD = 32RH 3 Spd. Auto.
DDQ = 5 Spd. Manual
DDD = 5 Speed HD Manual
DGO = Auto Trans.
DBB = Manual Trans.
DDO = All 5 Speed Manual

Crankshaft, Piston and Torque Converter 2.5L (EPE) Engine Figure 2.5L4-410



ITEM	PART NUMBER	QTY	LINE	ENGINE	TRANS	DESCRIPTION
------	-------------	-----	------	--------	-------	-------------

Note; Sales Codes manual, 12 Disc Magazine.

[DBB]= All Manual Transmissions manual, 12 Disc Magazine.

[DGD]= 3 Speed Automatic Transmissions, 30RH manual, 12 Disc Magazine.

[DGO]= All Automatic Transmissions manual, 12 Disc Magazine.

[EP0]= All 2.5L, 4 Cylinder Gas Engines manual, 12 Disc Magazine.

[ER0]= All 4.0L, 6 Cylinder Gas Engines manual, 12 Disc Magazine.

1	#4713 051AB	1		EP0		CRANKSHAFT
2	6034 749	1		EP0, ER0		KEY, Crankshaft Sprocket
3	0182 776	1		EP0, ER0		BOLT
4	J323 0155	1		EP0, ER0		WASHER, Plain
5	3300 4143	1		EP0		SEAL, Rear Main Crankshaft
6	5211 7830	1		EP0	DG0	ADAPTER, Torque Converter
7	5302 0578	1		EP0	DBB	FLYWHEEL
8	J324 1718	1		EP0	DBB	GEAR, Ring
9	J325 0005	1		EP0	DBB	BEARING, Pilot
10	J400 7123	6		EP0	DBB	BOLT, Flywheel
11	J317 3076	1		EP0, ER0		SLINGER, Oil
12						DAMPER, Crankshaft
	3300 2879	1		EP0		
	3300 2920	1		ER0		Use Up to 2/11/00
	#33002 920AB	1		ER0		Use After 2/11/00
13	3300 4020	1		EP0		GEAR, Crankshaft
14	8350 7084	1		EP0, ER0		BEARING PACKAGE, Crankshaft Thrust, Standard Size
-15	8350 7086	AR		EP0, ER0		BEARING PACKAGE, Crankshaft Thrust, .001" Undersize
-16	8350 7090	AR		EP0, ER0		BEARING PACKAGE, Crankshaft Thrust, .010" Undersize
17	8350 7079	4		EP0		BEARING PACKAGE, Crankshaft, Standard
-18	8350 7080	AR		EP0, ER0		BEARING PACKAGE, Crankshaft, .001 Undersize
-19	8350 7083	AR		EP0, ER0		BEARING PACKAGE, Crankshaft, .010 Undersize
20	8350 0300	8		EP0		BEARING KIT, Connecting Rod, Standard
-21	8350 1397	AR		EP0, ER0		BEARING KIT, Connecting Rod, .001 Undersize
-22	8350 0301	AR		EP0, ER0		BEARING KIT, Connecting Rod, .010 Undersize
23						PISTON PIN AND ROD

JEEP WRANGLER (TJ)

SERIES

LINE

BODY

ENGINE

TRANSMISSION

H=Sport

J = Wrangler 4WD

77=93.4 WB

EPE, EP0 = 2.5L Power Tech

DGG, DGD = 32RH 3 Spd. Auto.

L=SE

U = Wrangler 4WD (RHD)

ERH, ER0 = 4.0L Power Tech

DDQ = 5 Spd. Manual

P=Sahara

DDD = 5 Speed HD Manual

DGO = Auto Trans.

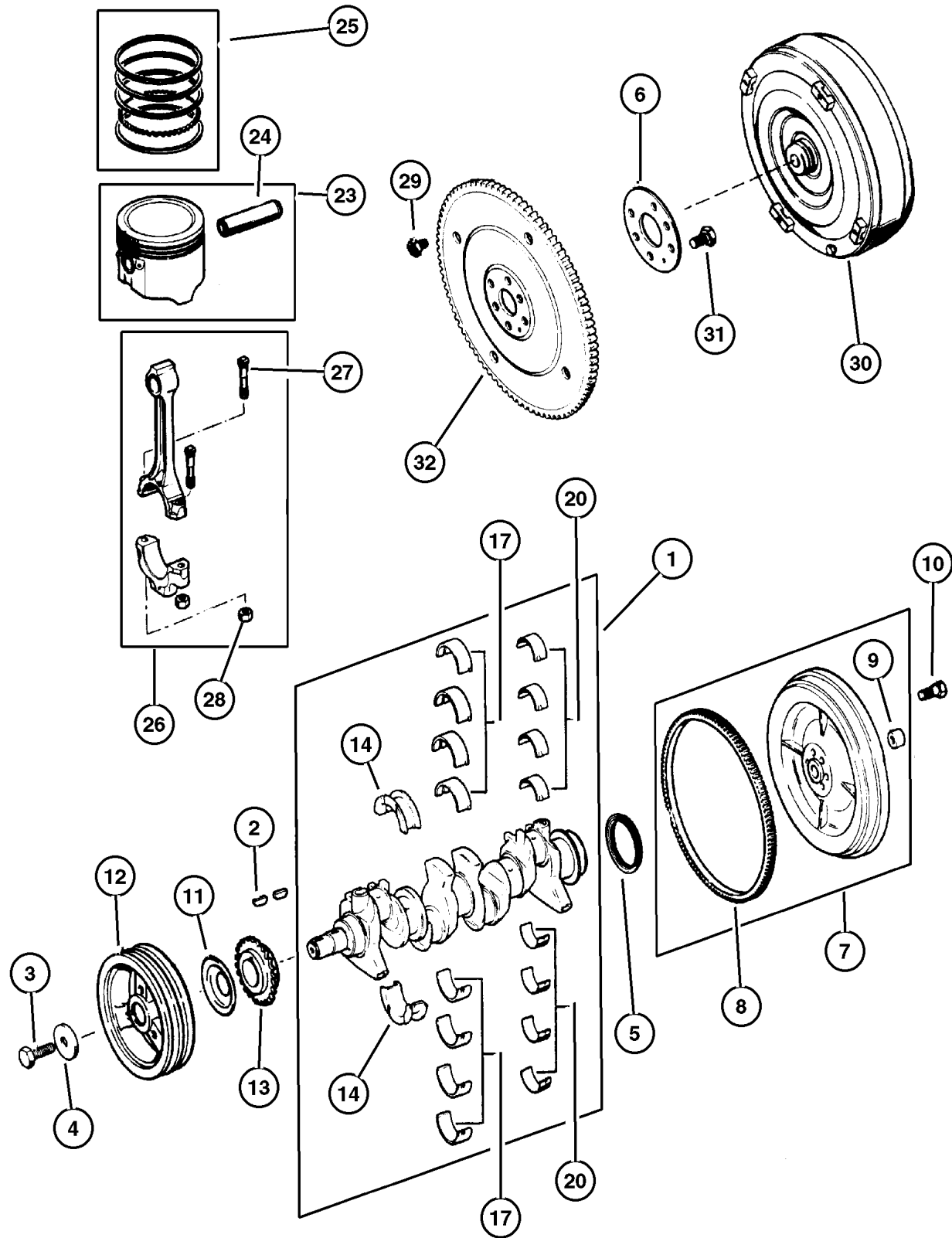
DBB = Manual Trans.

DDO = All 5 Speed Manual

AR = Use as required - = Non illustrated part # = New this model year

February 6, 2002

**Crankshaft, Piston and Torque Converter 2.5L (EPE) Engine
Figure 2.5L4-410**



ITEM	PART NUMBER	QTY	LINE	ENGINE	TRANS	DESCRIPTION
	4798 329	4		EP0		B Size, 3.8746
	4798 330	4		EP0		C Size, 3.8750
	4798 331	4		EP0		D Size, 3.8754
	4798 332	4		EP0		E Size, 3.8758
	4798 333	4		EP0		F Size, 3.8762
24						PIN, Piston, Serviced in Piston Assembly, (NOT SERVICED)
25	4798 324	1		EP0		RING PACKAGE, Piston, Standard Size Complete Engine
26						ROD, Connecting, Serviced in Piston Assembly, (NOT SERVICED)
27	5302 0123	8		EP0		BOLT, Connecting Rod
28	J400 6385	8		EP0		NUT, Hex Flange, .3437-24
29	6501 099	4	J		DGD	BOLT, Hex Head, M10x1.50 x 13.20
30	4736 388AB	1	J	EP0	DGD	CONVERTER, Torque
31	6034 780	6		EP0	DG0	BOLT, Hex Head, .437-24x1.20
32	5210 4139	1		EP0	DG0	PLATE, Torque Converter Drive

JEEP WRANGLER (TJ)

SERIES
H=Sport
L=SE
P=Sahara

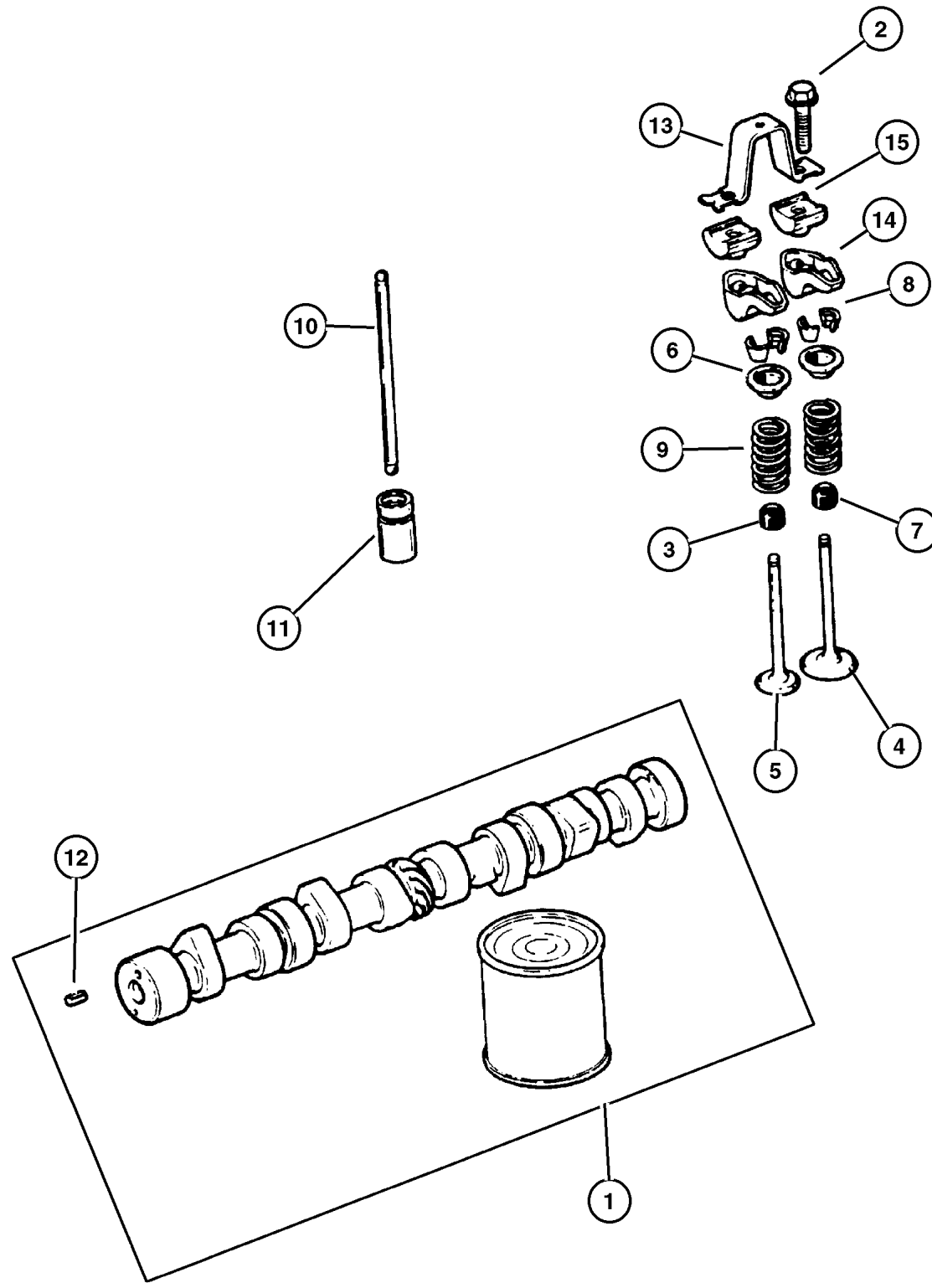
LINE
J = Wrangler 4WD
U = Wrangler 4WD (RHD)

BODY
77=93.4 WB

ENGINE
EPE, EP0 = 2.5L Power Tech
ERH, ER0 = 4.0L Power Tech

TRANSMISSION
DGG, DGD = 32RH 3 Spd. Auto.
DDQ = 5 Spd. Manual
DDD = 5 Speed HD Manual
DG0 = Auto Trans.
DBB = Manual Trans.
DDO = All 5 Speed Manual

Camshaft and Valves 2.5L (EPE) Engine Figure 2.5L4-510



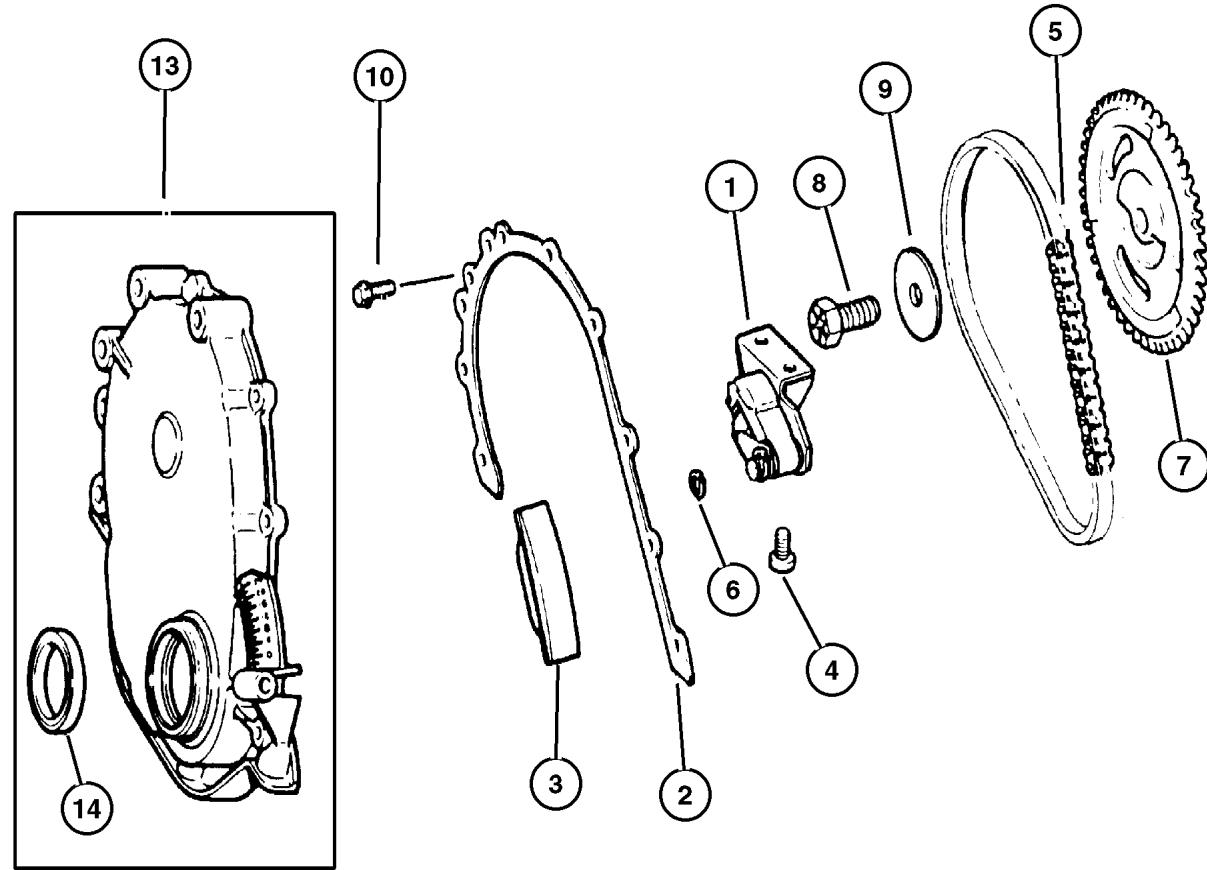
ITEM	PART NUMBER	QTY	LINE	ENGINE	TRANS	DESCRIPTION
NOTE: EP0=All 2.5L Gas Engines manual, 12 Disc Magazine.						
1	5302 0497	1		EP0		CAMSHAFT, Engine
2	J942 5708	8		EP0		BOLT, Hex Flange Head, .312-18x1.25
3	5300 9887	4		EP0		SEAL, Valve Guide
4	53010 512AA	4		EP0		VALVE, Intake, Standard
5	53010 513AA	4		EP0		VALVE, Exhaust, Standard
6	53010 514AA	8		EP0		RETAINER, Valve Spring
7	5300 9886	4		EP0		SEAL, Valve Guide
8	53010 515AA	16		EP0		LOCK, Valve Spring Retainer
9	5301 0388	12		ER0		SPRING, Valve
10	J324 1709	8		EP0		PUSH ROD, FRONT SUSPENSION
11	4740 269	8		EP0		TAPPET, Valve
12	J045 6384	1		EP0		DOWEL, Camshaft Sprocket
13	J323 6513	4		EP0		BRIDGE, Rocker Arm
14	J324 2393	8		EP0		ROCKER ARM, Valve
15	J323 5090	8		EP0		PIVOT, Rocker Arm

JEEP WRANGLER (TJ)				
SERIES	LINE	BODY	ENGINE	TRANSMISSION
H=Sport	J = Wrangler 4WD	77=93.4 WB	EPE, EP0 = 2.5L Power Tech	DGG, DGD = 32RH 3 Spd. Auto.
L=SE	U = Wrangler 4WD (RHD)		ERH, ER0 = 4.0L Power Tech	DDQ = 5 Spd. Manual
P=Sahara				DDD = 5 Speed HD Manual
				DG0 = Auto Trans.
				DBB = Manual Trans.
				DD0 = All 5 Speed Manual

AR = Use as required - = Non illustrated part # = New this model year

February 6, 2002

**Timing Cover 2.5L (EPE) Engine
Figure 2.5L4-610**



ITEM	PART NUMBER	QTY	LINE	ENGINE	TRANS	DESCRIPTION
NOTE: EP0=All 2.5L Gas Engines manual, 12 Disc Magazine.						
ERO= All 4.0L Gas Engines manual, 12 Disc Magazine.						
1	3300 3421	1		EP0		TENSIONER, Belt
2	5302 0487	1		EP0		GASKET, Front Cover
3	3300 3446	1		EP0,		SNUBBER, Timing Chain
				ER0		
4	J400 6708	2		EP0		SCREW, Pan Head, .312-18x.56
5	J324 2300	1		EP0		CHAIN, Timing
6						CLIP, Serviced in Tensioner Assembly, (NOT SERVICED)
7	J324 2280	1		EP0		GEAR, Camshaft
8	J324 3156	1		EP0		BOLT, Hex Flange Head, .50-20x1.38
9	J317 3284	1		EP0		WASHER, Flat, .206 Diameter
10	6035 893	5		EP0,		BOLT, Hex
				ER0		
-11	6035 894	2		EP0,		SCREW
				ER0		
-12	6035 895	1		EP0		SCREW
13	5302 0222	1		EP0		COVER, Timing Belt
14	3300 4681	1		EP0		SEAL, Front Main Crankshaft

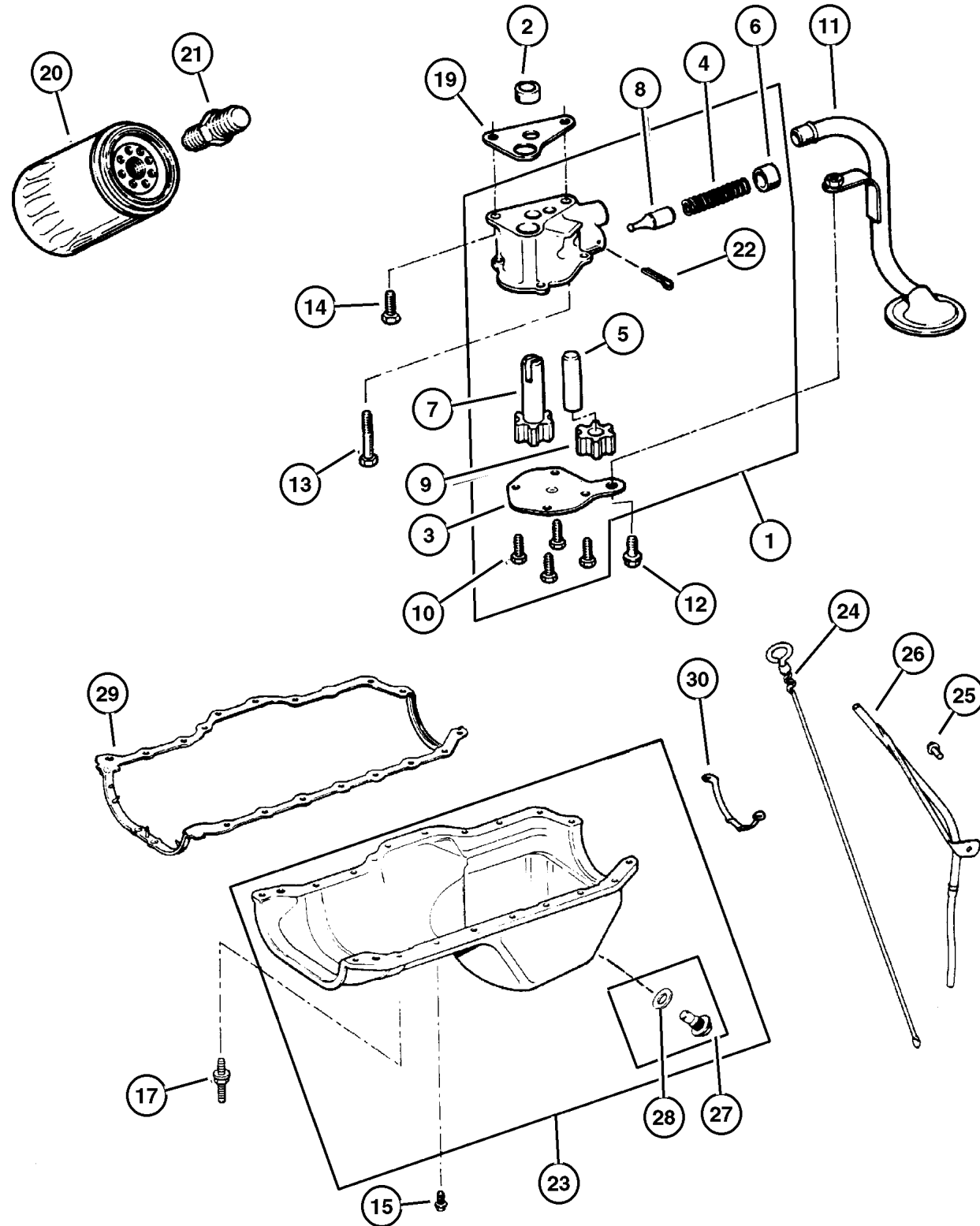
JEEP WRANGLER (TJ)

SERIES	LINE	BODY	ENGINE	TRANSMISSION
H=Sport	J = Wrangler 4WD	77=93.4 WB	EPE, EP0 = 2.5L Power Tech	DGG, DGD = 32RH 3 Spd. Auto.
L=SE	U = Wrangler 4WD (RHD)		ERH, ER0 = 4.0L Power Tech	DDQ = 5 Spd. Manual
P=Sahara				DDD = 5 Speed HD Manual
				DG0 = Auto Trans.
				DBB = Manual Trans.
				DDO = All 5 Speed Manual

AR = Use as required - = Non illustrated part # = New this model year

February 6, 2002

**Engine Oiling 2.5L (EPE) Engine
Figure 2.5L4-710**



ITEM	PART NUMBER	QTY	LINE	ENGINE	TRANS	DESCRIPTION
NOTE: EP0=All 2.5L Gas Engines manual, 12 Disc Magazine.						
ERO= All 4.0L Gas Engines manual, 12 Disc Magazine.						
1	J324 1399	1		EP0		PUMP, Engine Oil
2	J400 5149	1		EP0, ER0		DOWEL, Oil Pump
3	J324 1733	1		EP0		COVER, Engine Oil Pump
4	J323 9668	1		EP0		SPRING, Oil Pressure Relief Valve
5	J317 1956	1		EP0		SHAFT, Oil Pump
6	J317 1958	1		EP0		RETAINER, Oil Release Valve
7	J317 2334	1		EP0		GEAR, Oil Pump
8	J318 8661	1		EP0		PLUNGER, Oil Pressure Relief Valve
9	J319 6843	1		EP0		GEAR, Oil Pump Driven
10	J941 6852	4		EP0		SCREW, Hex Flange Head, .25-20x.50
11	5302 0564	1		EP0		TUBE, Oil Pump Inlet
12						BOLT, .312-18x.625, (NOT SERVICED)
13	0154 593	1		EP0, ER0		SCREW, Hex Head Coned, .312-18x2.625
14	6022 235	1		EP0, ER0		BOLT AND WASHER, Hex Head, .312-18x1.00
15	6034 732	13		EP0		SCREW AND WASHER, Hex Head, .25-20x.545
-16	6034 483	3		EP0		SCREW, Hex Head Coned, .312-18x.875
17	6034 734	6		EP0		BOLT, Double Stud Hex, .250-20x1.437 & .250-20 x.700
-18	6034 733	1		EP0		STUD, .312-18/.250-20x1.680
19	J317 2332	1		EP0, ER0		GASKET, Oil Pump
20	5281 090	1		EP0, ER0		FILTER, Engine Oil
21	5300 7563	1		EP0, ER0		CONNECTOR, Oil Filter
22	J027 1448	1		EP0		PIN, Roll, 5/32" x 1.00"
23	5302 0560	1		EP0		PAN, Engine Oil
24	53010 444AB	1		EP0		INDICATOR, Engine Oil Level
25	6035 664	1		EP0, ER0		STUD, .312-18x1.560
26	5301 0343	1		EP0		TUBE, Oil Filler
27	6035 417	1		EP0		PLUG, Oil Drain
28						GASKET, Oil Drain Plug, Serviced in Plug, (NOT SERVICED)
29	5300 7567	1		EP0		GASKET, Oil Pan
30	J324 3116	1		EP0		SUPPORT, Engine Oil Pan

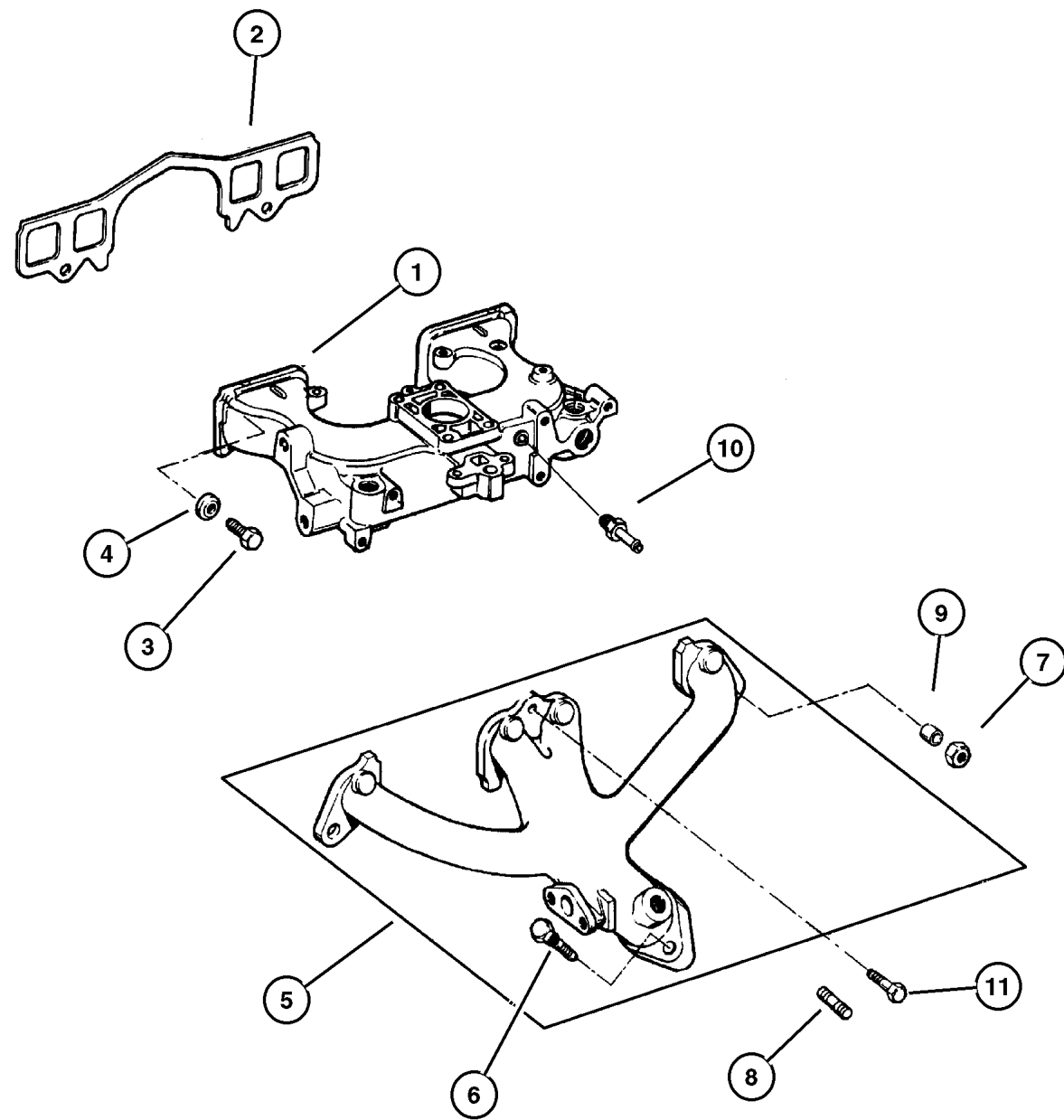
JEEP WRANGLER (TJ)

SERIES	LINE	BODY	ENGINE	TRANSMISSION
H=Sport	J = Wrangler 4WD	77=93.4 WB	EPE, EP0 = 2.5L Power Tech	DGG, DGD = 32RH 3 Spd. Auto.
L=SE	U = Wrangler 4WD (RHD)		ERH, ER0 = 4.0L Power Tech	DDQ = 5 Spd. Manual
P=Sahara				DDD = 5 Speed HD Manual
				DG0 = Auto Trans.
				DBB = Manual Trans.
				DDO = All 5 Speed Manual

AR = Use as required - = Non illustrated part # = New this model year

February 6, 2002

**Manifold, Intake and Exhaust 2.5L (EPE) Engine
Figure 2.5L4-810**



ITEM	PART NUMBER	QTY	LINE	ENGINE	TRANS	DESCRIPTION
NOTE: EP0=All 2.5L Gas Engines manual, 12 Disc Magazine.						
ERO= All 4.0L Gas Engines, manual, 12 Disc Magazine.						
1	5301 0245	1		EP0		MANIFOLD, Intake
2	5302 0112	1		EP0		GASKET, Intake Manifold
3	6036 045AA	4		EP0		BOLT AND RETAINER, Hex Head
4	6036 171AA	2		EP0, ER0		NUT AND WASHER
5	5300 8860	1		EP0		MANIFOLD, Exhaust
6	J400 7109	2		EP0		STUD, .375-16x1.69
7	6036 171AA	2		EP0, ER0		NUT AND WASHER
8	6036 193AA	2		EP0, ER0		STUD, .375-16/.375-24x1.75
9	3300 3332	2		EP0		SPACER, Exhaust Manifold
10	4854 194	1		EP0		FITTING, Vacuum
11	6036 045AA	1		EP0		BOLT AND RETAINER, Hex Head

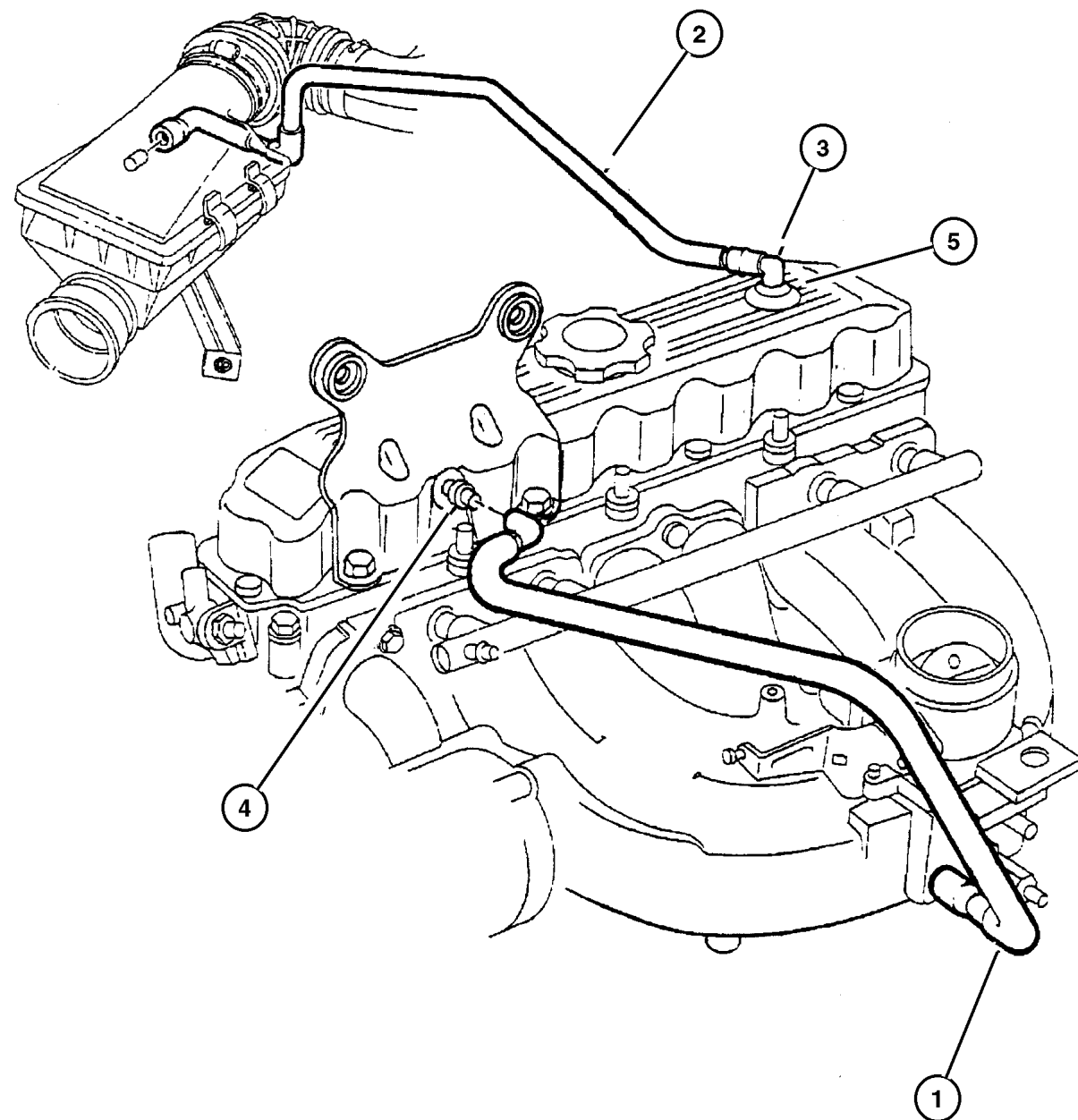
JEEP WRANGLER (TJ)

SERIES	LINE	BODY	ENGINE	TRANSMISSION
H=Sport	J = Wrangler 4WD	77=93.4 WB	EPE, EP0 = 2.5L Power Tech	DGG, DGD = 32RH 3 Spd. Auto.
L=SE	U = Wrangler 4WD (RHD)		ERH, ER0 = 4.0L Power Tech	DDQ = 5 Spd. Manual
P=Sahara				DDD = 5 Speed HD Manual
				DG0 = Auto Trans.
				DBB = Manual Trans.
				DD0 = All 5 Speed Manual

AR = Use as required - = Non illustrated part # = New this model year

February 6, 2002

**Crankcase Ventilation 2.5L (EPE) Engine
Figure 2.5L4-910**



ITEM	PART NUMBER	QTY	LINE	ENGINE	TRANS	DESCRIPTION
------	-------------	-----	------	--------	-------	-------------

NOTE: EP0=All 2.5L Gas Engines manual, 12 Disc Magazine.

ERO= All 4.0L Gas Engines manual, 12 Disc Magazine.

1	4854 072	1		EP0		TUBE, Vent
2	5303 0614	1		EP0		TUBE, Crankcase Vent Valve
3	5303 0497	1		EP0, ERO		FITTING, Crankcase Vent Tube
4	3300 4175	1		EP0		CONNECTOR, Vacuum Hose
5	2946 079	1		EP0		GROMMET, Crankcase Vent

JEEP WRANGLER (TJ)

SERIES
H=Sport
L=SE
P=Sahara

LINE
J = Wrangler 4WD
U = Wrangler 4WD (RHD)

BODY
77=93.4 WB

ENGINE
EPE, EP0 = 2.5L Power Tech
ERH, ER0 = 4.0L Power Tech

TRANSMISSION
DGG, DGD = 32RH 3 Spd. Auto.
DDQ = 5 Spd. Manual
DDD = 5 Speed HD Manual
DGO = Auto Trans.
DBB = Manual Trans.
DDO = All 5 Speed Manual

AR = Use as required - = Non illustrated part # = New this model year

February 6, 2002

Group – 4.0L

Engine 4.0L Six Cylinder

GROUP 4.0L - Engine 4.0L Six Cylinder

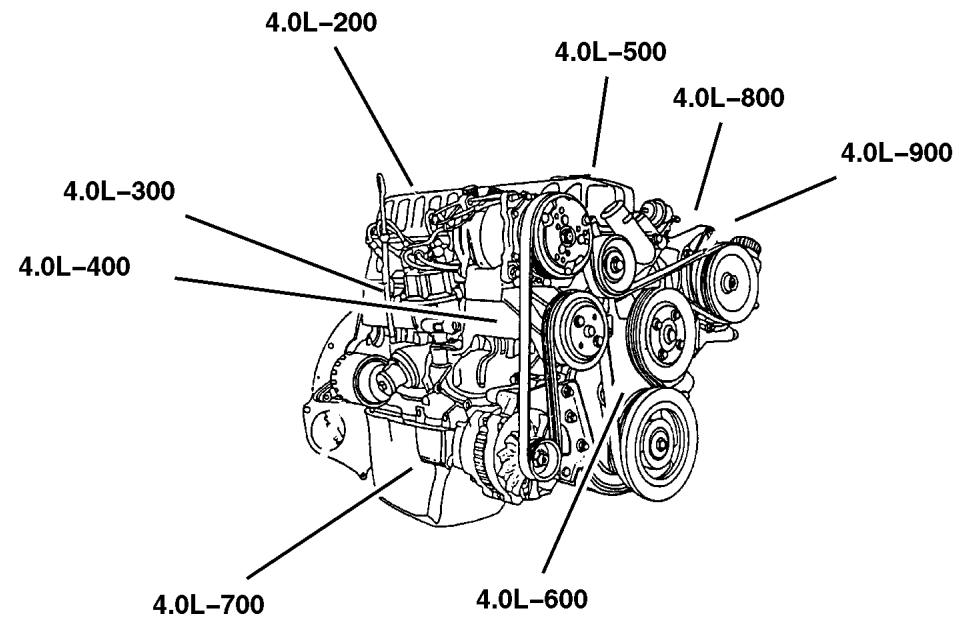


Illustration Title

Group-Fig. No.

Cylinder Head

Cylinder Head 4.0L (ERH) Engine Fig. 4.0L-210

Cylinder Block

Cylinder Block 4.0L (ERH) Engine Fig. 4.0L-310

Crankshaft, Piston and Torque Converter

Crankshaft, Piston and Torque Converter 4.0L (ERH) Engine Fig. 4.0L-410

Camshafts & Valves

Camshaft and Valves 4.0L (ERH) Engine Fig. 4.0L-510

Timing Belt and Cover

Timing Cover 4.0L (ERH) Engine Fig. 4.0L-610

Engine Oiling

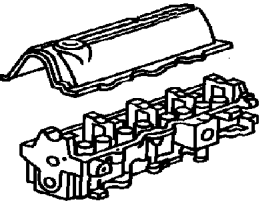
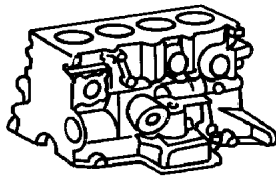

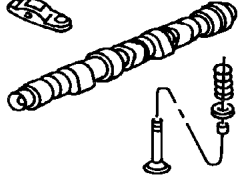
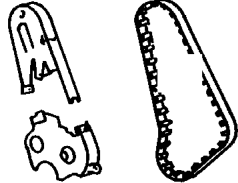
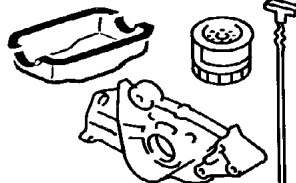
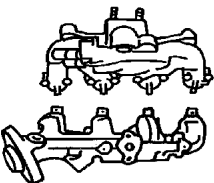
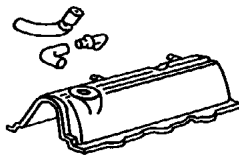
Engine Oiling 4.0L (ERH) Engine Fig. 4.0L-710

Manifolds

Manifold, Intake and Exhaust 4.0L (ERH) Engine Fig. 4.0L-810

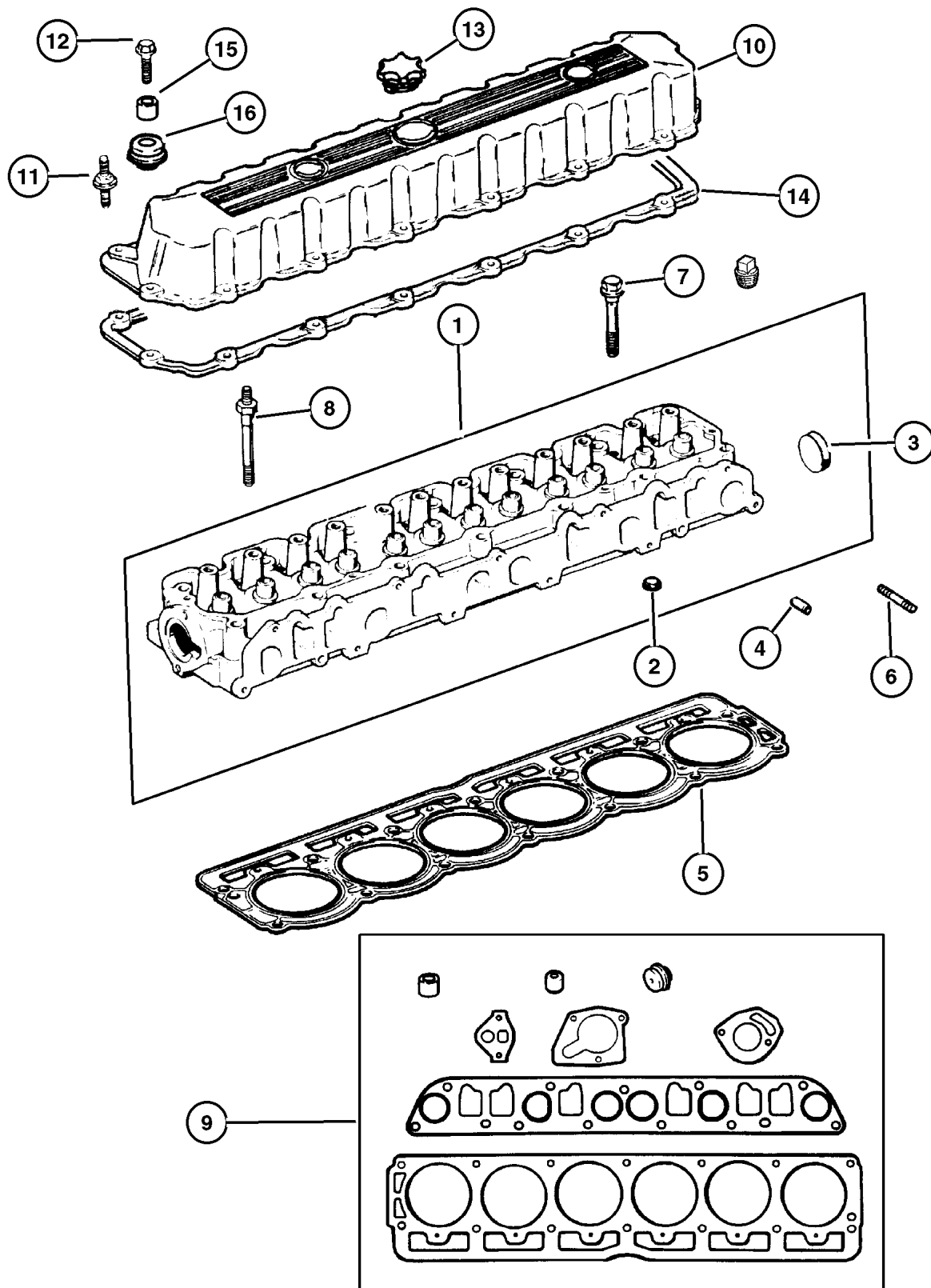
Crankcase Ventilation

Crankcase Ventilation 4.0L (ERH) Engine Fig. 4.0L-910

<p>4.0L-200 Cylinder Head</p> 	<p>4.0L-300 Cylinder Block</p> 	<p>4.0L-400 Crankshaft, Piston and Torque Converter</p> 	<p>4.0L-500 Camshafts & Valves</p> 
<p>4.0L-600 Timing Belt and Cover</p> 	<p>4.0L-700 Engine Oiling</p> 	<p>4.0L-800 Manifolds</p> 	<p>4.0L-900 Crankcase Ventilation</p> 

**Cylinder Head 4.0L (ERH) Engine
Figure 4.0L-210**

ITEM	PART NUMBER	QTY	LINE	ENGINE	TRANS	DESCRIPTION
NOTE: ER0=All 4.0L Engines, EPO= All 2.5L Engines manual, 12 Disc Magazine.						
1	5301 0334	1		ER0		HEAD, Cylinder
2	J400 7434	4		ER0		PLUG, Cylinder Block Oil Hole
3	J310 5394	1		ER0		PLUG, Cylinder Block Oil Hole
4	J317 2318	2		EP0,		DOWEL, Cylinder Head To Intake
5	53020 754AB	1		ER0		GASKET, Cylinder Head
6	6036 193AA	2		EP0,		STUD, .375-16/.375-24x1.75
7				ER0		BOLT, Cylinder Head
	6035 514	5		ER0		w/o Dome Head
	6035 515	2		ER0		w/Dome Head
8	6035 516	6		ER0		STUD, Double Ended, .50-13/.437-14x6.00
9	5012 365AA	1		ER0		GASKET PACKAGE, Engine Upper
10	5302 0323	1		ER0		COVER, Cylinder Head
11	6035 968AA	7		ER0		STUD, .250-20x2.00
12	6035 566	8		ER0		BOLT, Hex Flange Head, .250-20x1.00
13	4777 536	1		ER0		CAP, Oil Filler
14	53020 758AC	1		ER0		GASKET, Valve Cover
15	53020 598AB	15		ER0		SLEEVE, Torque Limiter
16	5301 0424	15		ER0		GROMMET, Insulator



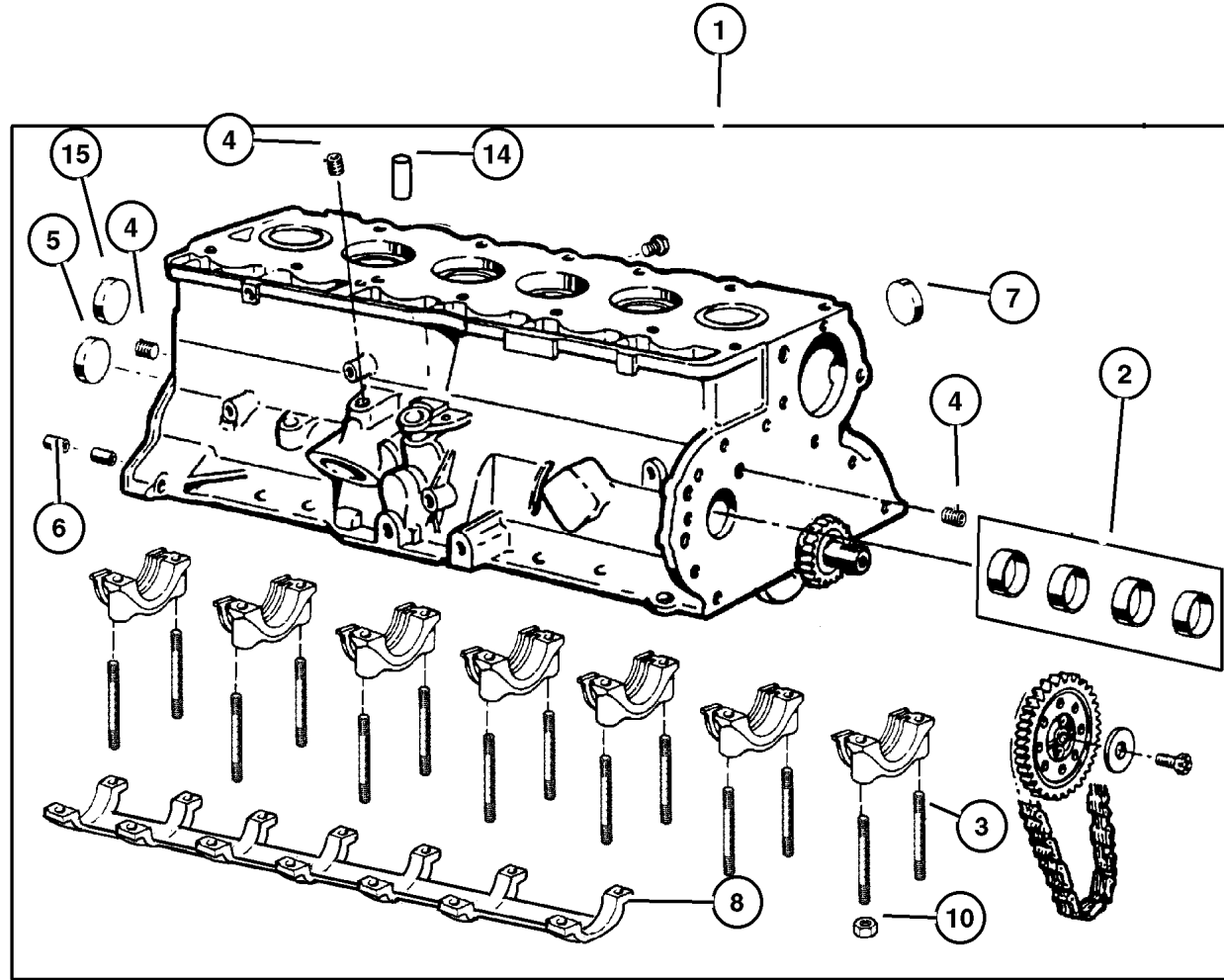
JEEP WRANGLER (TJ)

SERIES	LINE	BODY	ENGINE	TRANSMISSION
H=Sport	J = Wrangler 4WD	77=93.4 WB	EPE, EP0 = 2.5L Power Tech	DGG, DGD = 32RH 3 Spd. Auto.
L=SE	U = Wrangler 4WD (RHD)		ERH, ER0 = 4.0L Power Tech	DDQ = 5 Spd. Manual
P=Sahara				DDD = 5 Speed HD Manual
				DG0 = Auto Trans.
				DBB = Manual Trans.
				DDO = All 5 Speed Manual

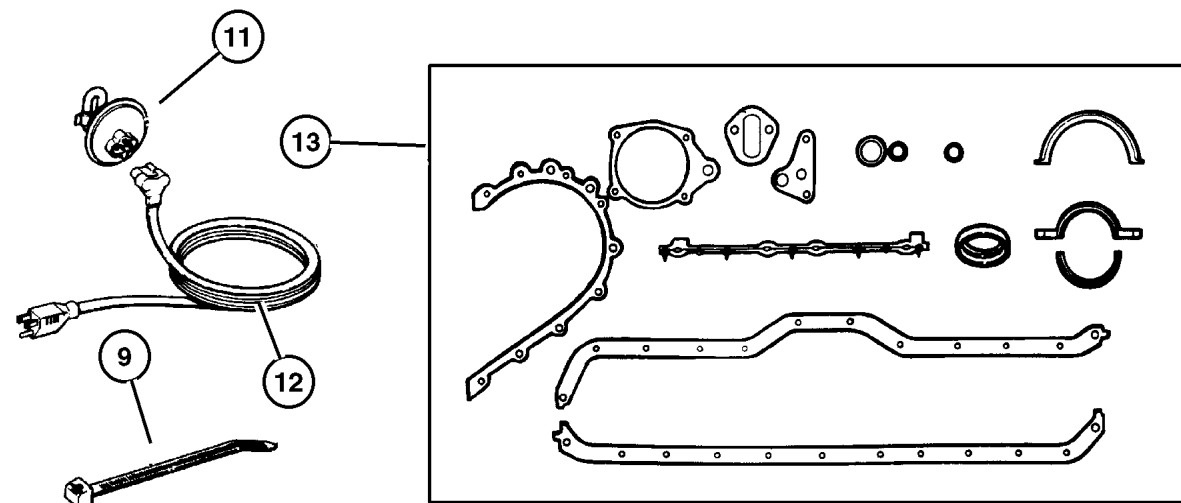
AR = Use as required - = Non illustrated part # = New this model year

February 6, 2002

**Cylinder Block 4.0L (ERH) Engine
Figure 4.0L-310**



ITEM	PART NUMBER	QTY	LINE	ENGINE	TRANS	DESCRIPTION
NOTE: ER0=All 4.0L Engines manual, 12 Disc Magazine.						
EPO= All 2.5L Gas Engines manual, 12 Disc Magazine.						
1	#5013 161AC	1		ER0		BLOCK, Short
2	4636 985AB	1		ER0		BEARING PACKAGE, Camshaft, Standard Size
3	6035 207	14		ER0		STUD, .500-13/.375-16x3.97
4	6034 166	3		ER0		PLUG, Cylinder Block Oil Hole
5	J317 2313	1		EP0		PLUG, Camshaft
6	J400 5148	2		ER0		DOWEL, Transmission
7	J310 5394	6		ER0		PLUG, Cylinder Block Oil Hole
8	5302 0566	1		ER0		BRACE, Main Bearing Cap
9	4641 780	1				STRAP, Tie
10	0152 474	14		ER0		NUT, Hex Flange Lock, .375-16
11	8220 1506	1		ER0		HEATER PACKAGE, Engine Block
12	5601 6834	1		EP0, ER0		CORD, Engine Block Heater
13	4740 008AC	1		ER0		GASKET PACKAGE, Engine Lower
14	0141 215	2		ER0		DOWEL, .312 x .500
15	5302 0465	1		ER0		PLUG, Cylinder Block

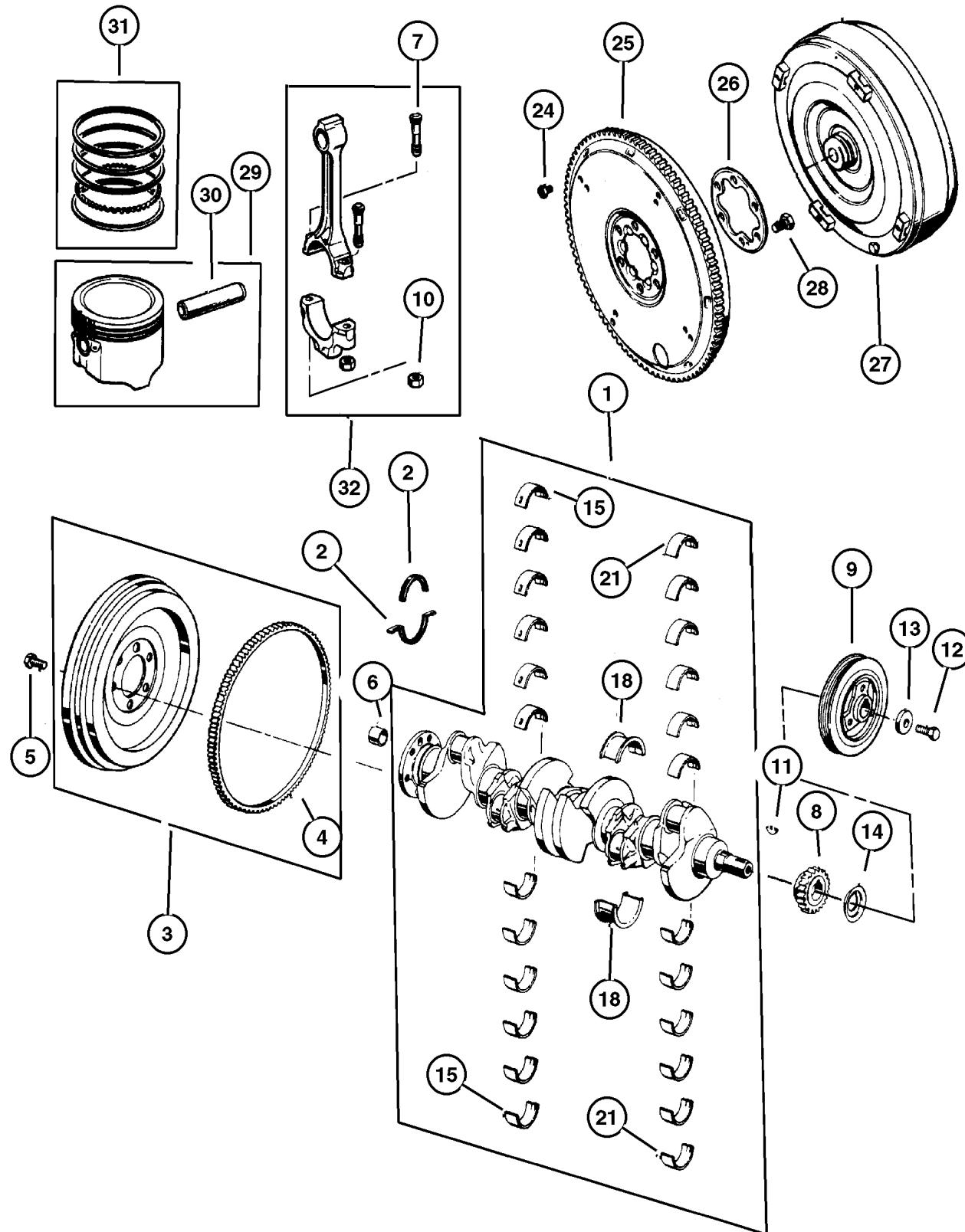


JEEP WRANGLER (TJ)				
SERIES	LINE	BODY	ENGINE	TRANSMISSION
H=Sport	J = Wrangler 4WD	77=93.4 WB	EPE, EP0 = 2.5L Power Tech	DGG, DGD = 32RH 3 Spd. Auto.
L=SE	U = Wrangler 4WD (RHD)		ERH, ER0 = 4.0L Power Tech	DDQ = 5 Spd. Manual
P=Sahara				DDD = 5 Speed HD Manual
				DG0 = Auto Trans.
				DBB = Manual Trans.
				DD0 = All 5 Speed Manual

AR = Use as required - = Non illustrated part # = New this model year

February 6, 2002

Crankshaft, Piston and Torque Converter 4.0L (ERH) Engine Figure 4.0L-410



ITEM	PART NUMBER	QTY	LINE	ENGINE	TRANS	DESCRIPTION
NOTE: ER0=All 4.0L Engines EPO= All 2.5L Gas Engines DBB=All Manual Transmissions DG0=All Automatic Transmissions manual, 12 Disc Magazine.						
1	4864 726	1		ER0		CRANKSHAFT
2	#53020 599AB	2		ER0		SEAL, Rear Main Crankshaft
3	#53020 519AB	1		ER0	DBB	FLYWHEEL
4	J317 9741	1		ER0	DBB	GEAR, Ring
5	J317 0524	6		ER0	DBB	BOLT, Flywheel
6	53009 180AB	1		ER0	DBB	BEARING, Pilot, Sleeve and Bearing
7	5302 0123	12		ER0		BOLT, Connecting Rod
8	5302 0443	1		ER0		GEAR, Crankshaft
9	3300 2920	1		ER0		DAMPER, Crankshaft Use Up to 2/11/00
	#33002 920AB	1		ER0		Use After 2/11/00
10	J400 6385	12		ER0		NUT, Hex Flange, .3437-24
11	6034 749	1		EP0, ER0		KEY, Crankshaft Sprocket
12	0182 776	1		EP0, ER0		BOLT
13	J323 0155	1		EP0, ER0		WASHER, Plain
14	J317 3076	1		EP0, ER0		SLINGER, Oil
15	8350 7079	6		ER0		BEARING PACKAGE, Crankshaft, Standard
-16	8350 7080	AR		EP0, ER0		BEARING PACKAGE, Crankshaft, .001 Undersize
-17	8350 7083	AR		EP0, ER0		BEARING PACKAGE, Crankshaft, .010 Undersize
18	8350 7084	1		EP0, ER0		BEARING PACKAGE, Crankshaft Thrust, Standard Size
-19	8350 7086	AR		EP0, ER0		BEARING PACKAGE, Crankshaft Thrust, .001" Undersize
-20	8350 7090	AR		EP0, ER0		BEARING PACKAGE, Crankshaft Thrust, .010" Undersize
21	8350 0300	12		ER0		BEARING KIT, Connecting Rod, Standard
-22	8350 1397	AR		EP0, ER0		BEARING KIT, Connecting Rod, .001 Undersize
-23	8350 0301	AR		EP0, ER0		BEARING KIT, Connecting Rod, .010 Undersize
24	1949 765	4	J	ER0	DG0	SCREW, Hex Head Header Point, .312-24x.44
25	5211 8257	1		ER0	DG0	PLATE, Drive Plate
26	J321 4094	1		ER0	DG0	PLATE, Drive Plate Backing
27	4736 596	1		ER0	DG0	TORQUE CONVERTER

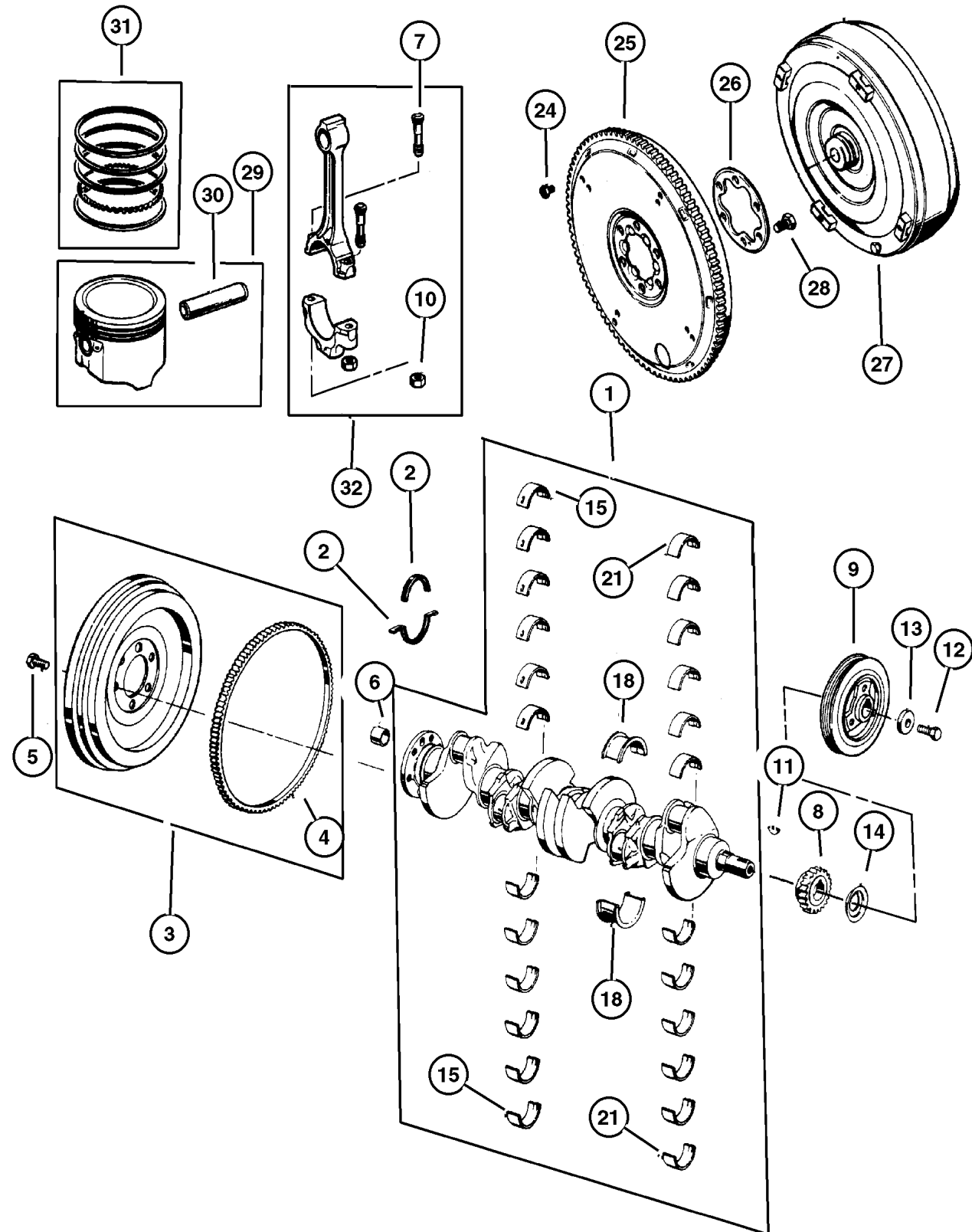
JEEP WRANGLER (TJ)

SERIES	LINE	BODY	ENGINE	TRANSMISSION
H=Sport	J = Wrangler 4WD	77=93.4 WB	EPE, EP0 = 2.5L Power Tech	DGG, DGD = 32RH 3 Spd. Auto.
L=SE	U = Wrangler 4WD (RHD)		ERH, ER0 = 4.0L Power Tech	DDQ = 5 Spd. Manual
P=Sahara				DDD = 5 Speed HD Manual
				DG0 = Auto Trans.
				DBB = Manual Trans.
				DDO = All 5 Speed Manual

AR = Use as required - = Non illustrated part # = New this model year

February 6, 2002

**Crankshaft, Piston and Torque Converter 4.0L (ERH) Engine
Figure 4.0L-410**



ITEM	PART NUMBER	QTY	LINE	ENGINE	TRANS	DESCRIPTION
28	J315 1407	6		ER0	DG0	BOLT, Hex Head, .50-20x.56
29						PISTON PIN AND ROD
	4798 329	6		ER0		B Size, 3.8742
	4798 330	6		ER0		C Size, 3.8746
	4798 331	6		ER0		D Size, 3.8750
	4798 332	6		ER0		E Size, 3.8754
	4798 333	6		ER0		F Size, 3.8758
30						PIN, Piston, Serviced in Piston Assembly, (NOT SERVICED)
31	4798 878	1		ER0		RING PACKAGE, Piston, Standard Size Complete Engine
32						ROD, Connecting, Serviced in Piston Assembly, (NOT SERVICED)

JEEP WRANGLER (TJ)

SERIES
H=Sport
L=SE
P=Sahara

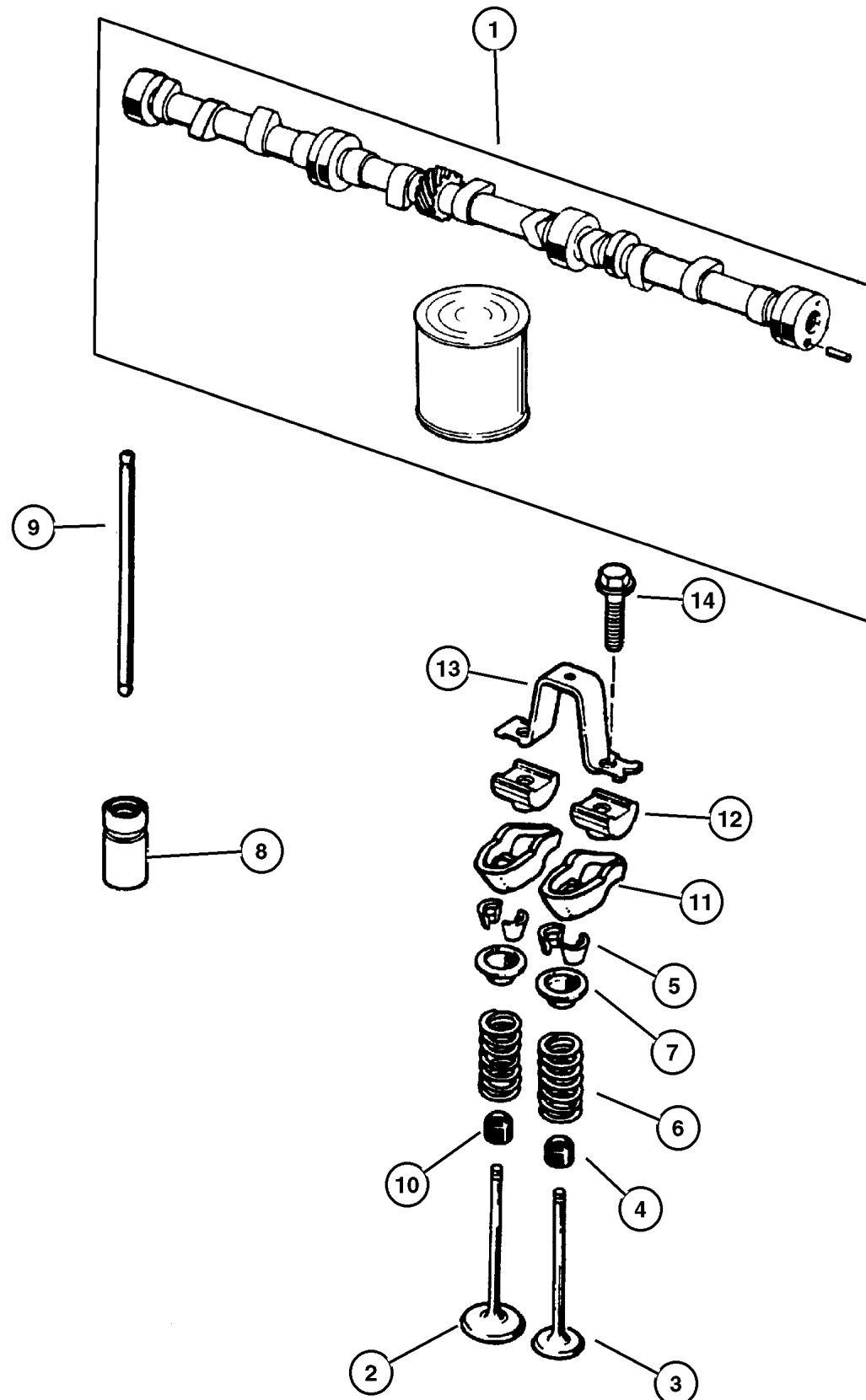
LINE
J = Wrangler 4WD
U = Wrangler 4WD (RHD)

BODY
77=93.4 WB

ENGINE
EPE, EP0 = 2.5L Power Tech
ERH, ER0 = 4.0L Power Tech

TRANSMISSION
DGG, DGD = 32RH 3 Spd. Auto.
DDQ = 5 Spd. Manual
DDD = 5 Speed HD Manual
DG0 = Auto Trans.
DBB = Manual Trans.
DDO = All 5 Speed Manual

Camshaft and Valves 4.0L (ERH) Engine Figure 4.0L-510



ITEM	PART NUMBER	QTY	LINE	ENGINE	TRANS	DESCRIPTION
NOTE: ER0=All 4.0L Engines manual, 12 Disc Magazine.						
1	53010 448AA	1		ER0		CAMSHAFT
2	53010 512AA	6		ER0		VALVE, Intake, Standard
3	53010 513AA	6		ER0		VALVE, Exhaust, Standard
4	5300 9887	6		ER0		SEAL, Valve Guide
5	53010 515AA	24		ER0		LOCK, Valve Spring Retainer
6	5301 0388	12		ER0		SPRING, Valve
7	53010 514AA	12		ER0		RETAINER, Valve Spring
8	4740 269	12		ER0		TAPPET, Valve
9	3300 2986	12		ER0		PUSH ROD, Valve
10	5300 9886	6		ER0		SEAL, Valve Guide
11	J324 2393	12		ER0		ROCKER ARM, Valve
12	J323 5090	12		ER0		PIVOT, Rocker Arm
13	J323 6513	6		ER0		BRIDGE, Rocker Arm
14	J942 5708	12		ER0		BOLT, Hex Flange Head, .312-18x1.25

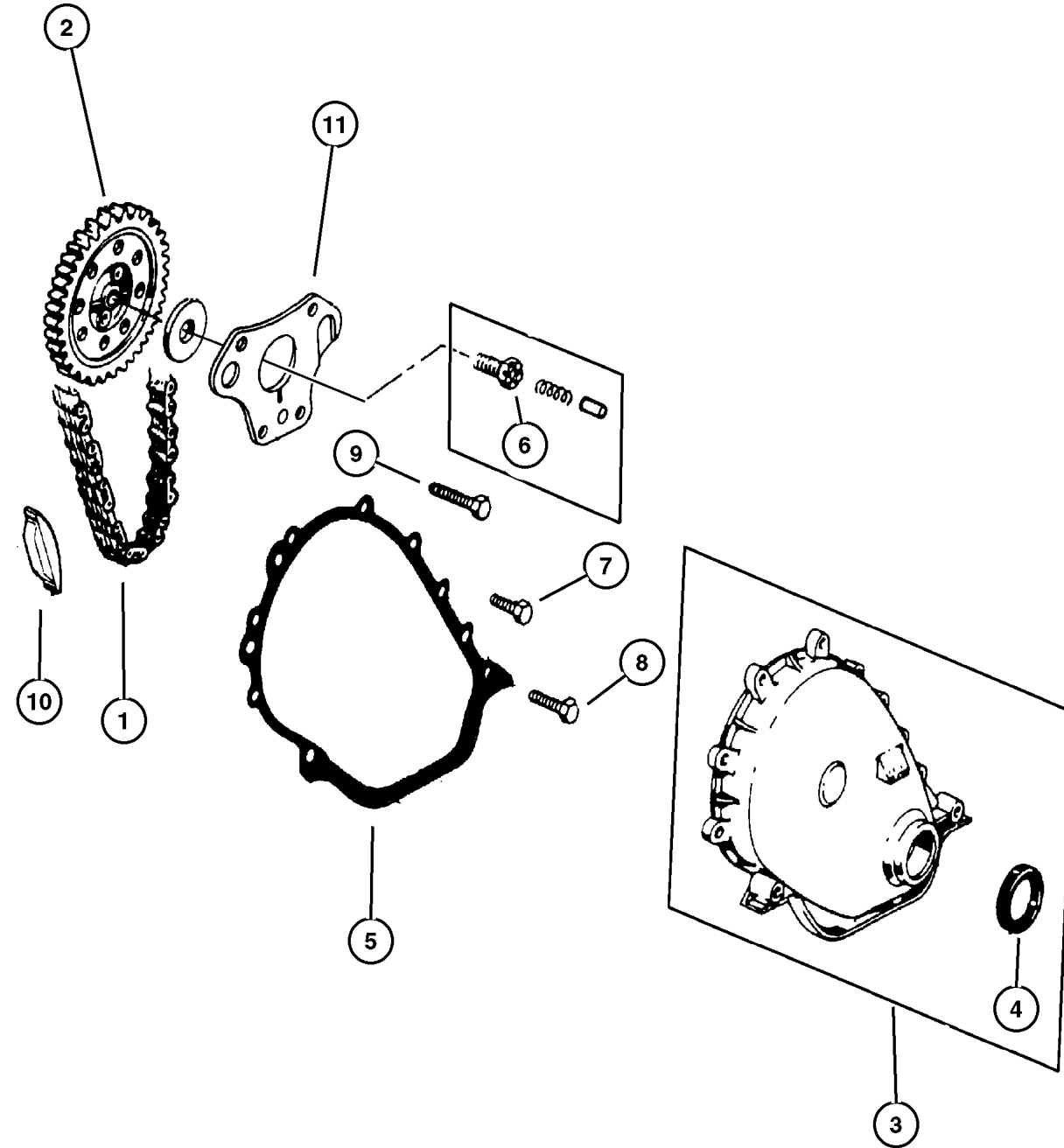
JEEP WRANGLER (TJ)

SERIES	LINE	BODY	ENGINE	TRANSMISSION
H=Sport	J = Wrangler 4WD	77=93.4 WB	EPE, EP0 = 2.5L Power Tech	DGG, DGD = 32RH 3 Spd. Auto.
L=SE	U = Wrangler 4WD (RHD)		ERH, ER0 = 4.0L Power Tech	DDQ = 5 Spd. Manual
P=Sahara				DDD = 5 Speed HD Manual
				DG0 = Auto Trans.
				DBB = Manual Trans.
				DDO = All 5 Speed Manual

AR = Use as required - = Non illustrated part # = New this model year

February 6, 2002

Timing Cover 4.0L (ERH) Engine Figure 4.0L-610



ITEM	PART NUMBER	QTY	LINE	ENGINE	TRANS	DESCRIPTION
NOTE: ER0=All 4.0L Engines manual, 12 Disc Magazine.						
EPO= All 2.5L Gas Engines manual, 12 Disc Magazine.						
1	5302 0444	1		ER0		CHAIN, Timing
2	5301 0400	1		ER0		SPROCKET, Camshaft
3	5301 0421	1		ER0		COVER, Timing Belt
4	3300 4681	1		ER0		SEAL, Front Main Crankshaft
5	5302 0487	1		ER0		GASKET, Front Cover
6	6024 030	1		ER0		SCREW AND WASHER, Hex
7	6035 893	5		EPO,		BOLT, Hex
8	6035 895	1		ER0		SCREW
9	6035 894	2		EPO,		SCREW
10	3300 3446	1		EPO,		SNUBBER, Timing Chain
11	5301 0401	1		ER0		PLATE, Camshaft Thrust
-12	6035 975AA	2		ER0		SCREW, Pan Head

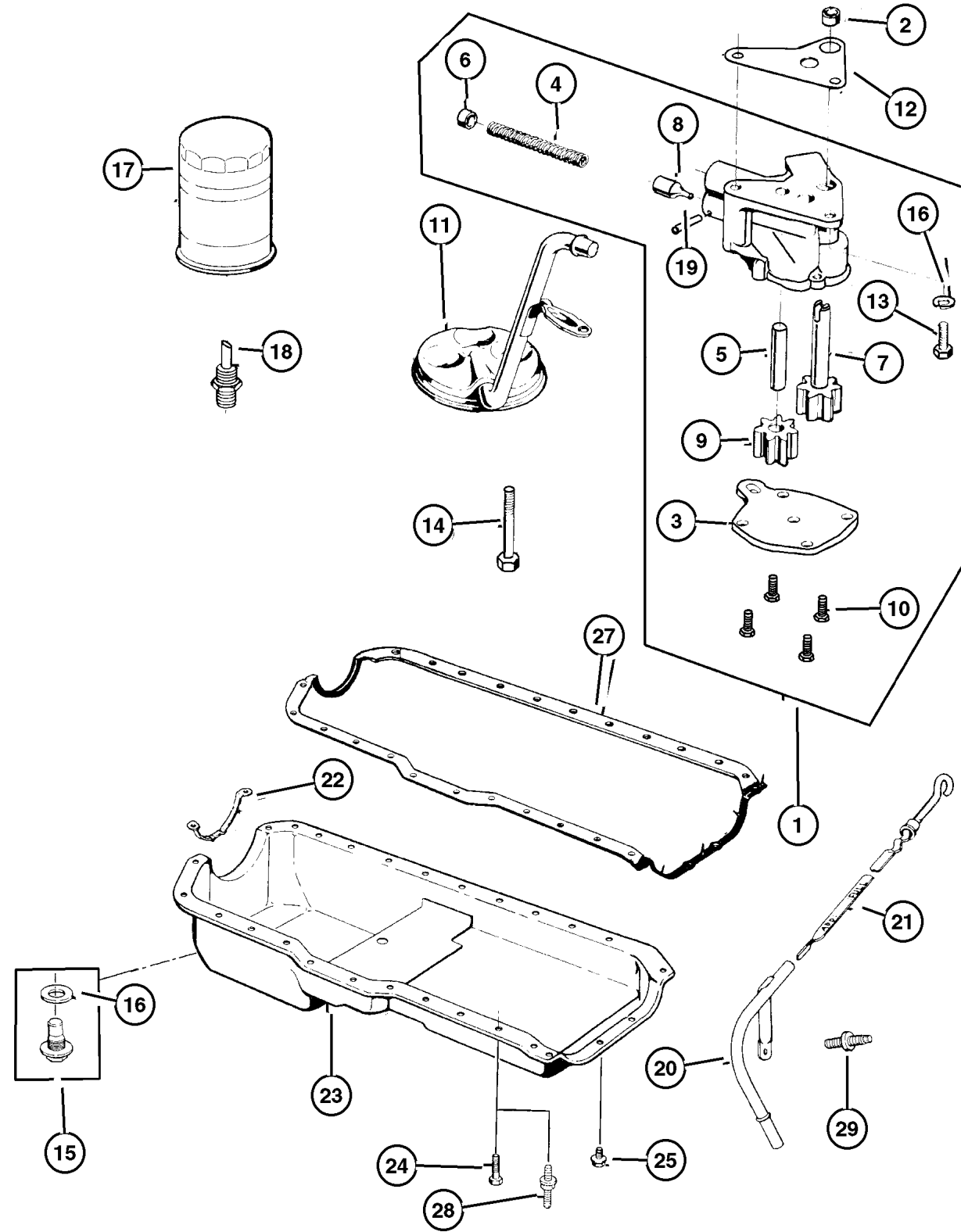
JEEP WRANGLER (TJ)

SERIES	LINE	BODY	ENGINE	TRANSMISSION
H=Sport	J = Wrangler 4WD	77=93.4 WB	EPE, EP0 = 2.5L Power Tech	DGG, DGD = 32RH 3 Spd. Auto.
L=SE	U = Wrangler 4WD (RHD)		ERH, ER0 = 4.0L Power Tech	DDQ = 5 Spd. Manual
P=Sahara				DDD = 5 Speed HD Manual
				DG0 = Auto Trans.
				DBB = Manual Trans.
				DD0 = All 5 Speed Manual

AR = Use as required - = Non illustrated part # = New this model year

February 6, 2002

**Engine Oiling 4.0L (ERH) Engine
Figure 4.0L-710**



ITEM	PART NUMBER	QTY	LINE	ENGINE	TRANS	DESCRIPTION
NOTE: ER0=All 4.0L Engines manual, 12 Disc Magazine.						
EPO= All 2.5L Gas Engines manual, 12 Disc Magazine.						
1	J324 1399	1		ER0		PUMP, Engine Oil
2	J400 5149	1		EP0, ER0		DOWEL, Oil Pump
3	J324 1733	1		ER0		COVER, Engine Oil Pump
4	J323 9668	1		ER0		SPRING, Oil Pressure Relief Valve
5	J317 1956	1		ER0		SHAFT, Oil Pump
6	J317 1958	1		ER0		RETAINER, Oil Release Valve
7	J317 2334	1		ER0		GEAR, Oil Pump
8	J318 8661	1		ER0		PLUNGER, Oil Pressure Relief Valve
9	J319 6843	1		ER0		GEAR, Oil Pump Driven
10	J941 6852	4		ER0		SCREW, Hex Flange Head, .25-20x.50
11	3300 2696	1		ER0		TUBE, Oil Pump Inlet
12	J317 2332	1		EP0, ER0		GASKET, Oil Pump
13	6022 235	1		EP0, ER0		BOLT AND WASHER, Hex Head, .312-18x1.00
14	0154 593	1		EP0, ER0		SCREW, Hex Head Coned, .312-18x2.625
15	6035 417	1		ER0		PLUG, Oil Drain
16						GASKET, Oil Drain Plug, Serviced in Plug, (NOT SERVICED)
17	5281 090	1		EP0, ER0		FILTER, Engine Oil
18	5300 7563	1		EP0, ER0		CONNECTOR, Oil Filter
19	J027 1448	1		ER0		PIN, Roll, 5/32" x 1.00"
20	5302 0782	1		ER0		TUBE, Oil Filler
21	5301 0445	1		ER0		INDICATOR, Engine Oil Level
22	53010 511AA	1		ER0		SUPPORT, Engine Oil Pan
23	5301 0340	1		ER0		PAN, Engine Oil
24	6034 732	15		ER0		SCREW AND WASHER, Hex Head, .25-20x.545
25	6034 483	3		ER0		SCREW, Hex Head Coned, .312-18x.875
-26	6034 733	1		ER0		STUD, .312-18/.250-20x1.680
27	#53007 568AC	1		ER0		GASKET, Oil Pan
28	6034 734	10		ER0		BOLT, Double Stud Hex, .250-20x1.437 & .250-20 x.700
29	6035 664	1		EP0, ER0		STUD, .312-18x1.560
-30	5083 881AA	1		ER0		DRIVE, OIL PUMP

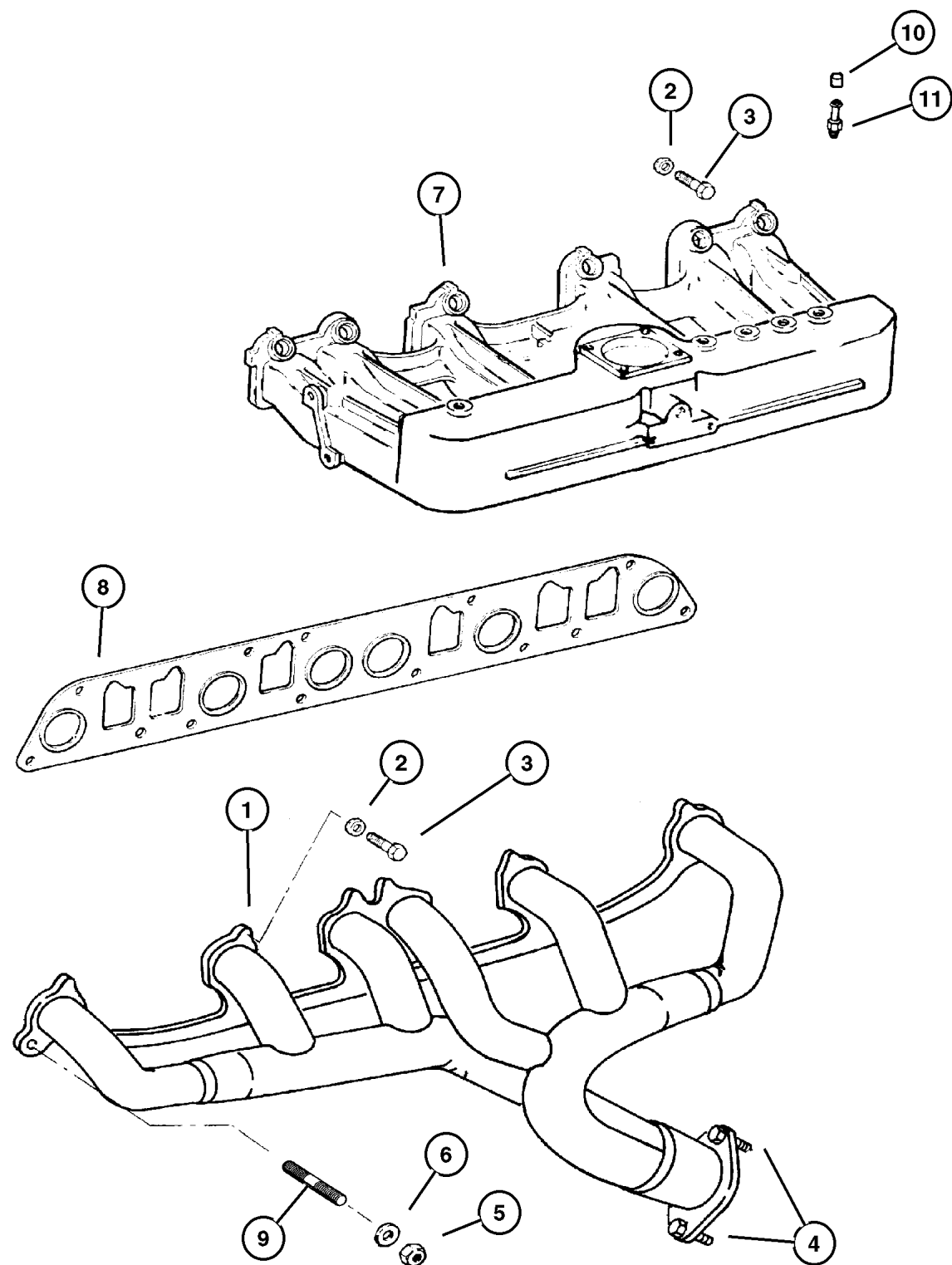
JEEP WRANGLER (TJ)
 SERIES LINE
 H=Sport J = Wrangler 4WD
 L=SE U = Wrangler 4WD (RHD)
 P=Sahara

BODY
 77=93.4 WB

ENGINE
 EPE, EP0 = 2.5L Power Tech
 ERH, ER0 = 4.0L Power Tech

TRANSMISSION
 DGG, DGD = 32RH 3 Spd. Auto.
 DDQ = 5 Spd. Manual
 DDD = 5 Speed HD Manual
 DGO = Auto Trans.
 DBB = Manual Trans.
 DDO = All 5 Speed Manual

**Manifold, Intake and Exhaust 4.0L (ERH) Engine
Figure 4.0L-810**



ITEM	PART NUMBER	QTY	LINE	ENGINE	TRANS	DESCRIPTION
NOTE: ER0=All 4.0L Engines manual, 12 Disc Magazine.						
EPO= All 2.5L Gas Engines manual, 12 Disc Magazine.						
1	5301 0196	1		ER0		MANIFOLD, Exhaust Front
	5301 0199	1		ER0		Rear
2	6036 171AA	2		EP0, ER0		NUT AND WASHER
3	6036 045AA	8		ER0		BOLT AND RETAINER, Hex Head
4	6036 193AA	2		EP0, ER0		STUD, .375-16/.375-24x1.75
5	6036 171AA	2		EP0, ER0		NUT AND WASHER
6	6036 171AA	2		EP0, ER0		NUT AND WASHER
7	4854 197AA	1		ER0		MANIFOLD, Intake
8	4854 038	1		ER0		GASKET, Intake/Exhaust Manifold
9	6036 193AA	2		EP0, ER0		STUD, .375-16/.375-24x1.75
10	3580 172	1		ER0		CAP, Vacuum
11				ER0		FITTING, Vacuum, Serviced With Manifold, (NOT SERVICED)

JEEP WRANGLER (TJ)

SERIES	LINE	BODY	ENGINE	TRANSMISSION
H=Sport	J = Wrangler 4WD	77=93.4 WB	EPE, EP0 = 2.5L Power Tech	DGG, DGD = 32RH 3 Spd. Auto.
L=SE	U = Wrangler 4WD (RHD)		ERH, ER0 = 4.0L Power Tech	DDQ = 5 Spd. Manual
P=Sahara				DDD = 5 Speed HD Manual
				DG0 = Auto Trans.
				DBB = Manual Trans.
				DD0 = All 5 Speed Manual

AR = Use as required - = Non illustrated part # = New this model year

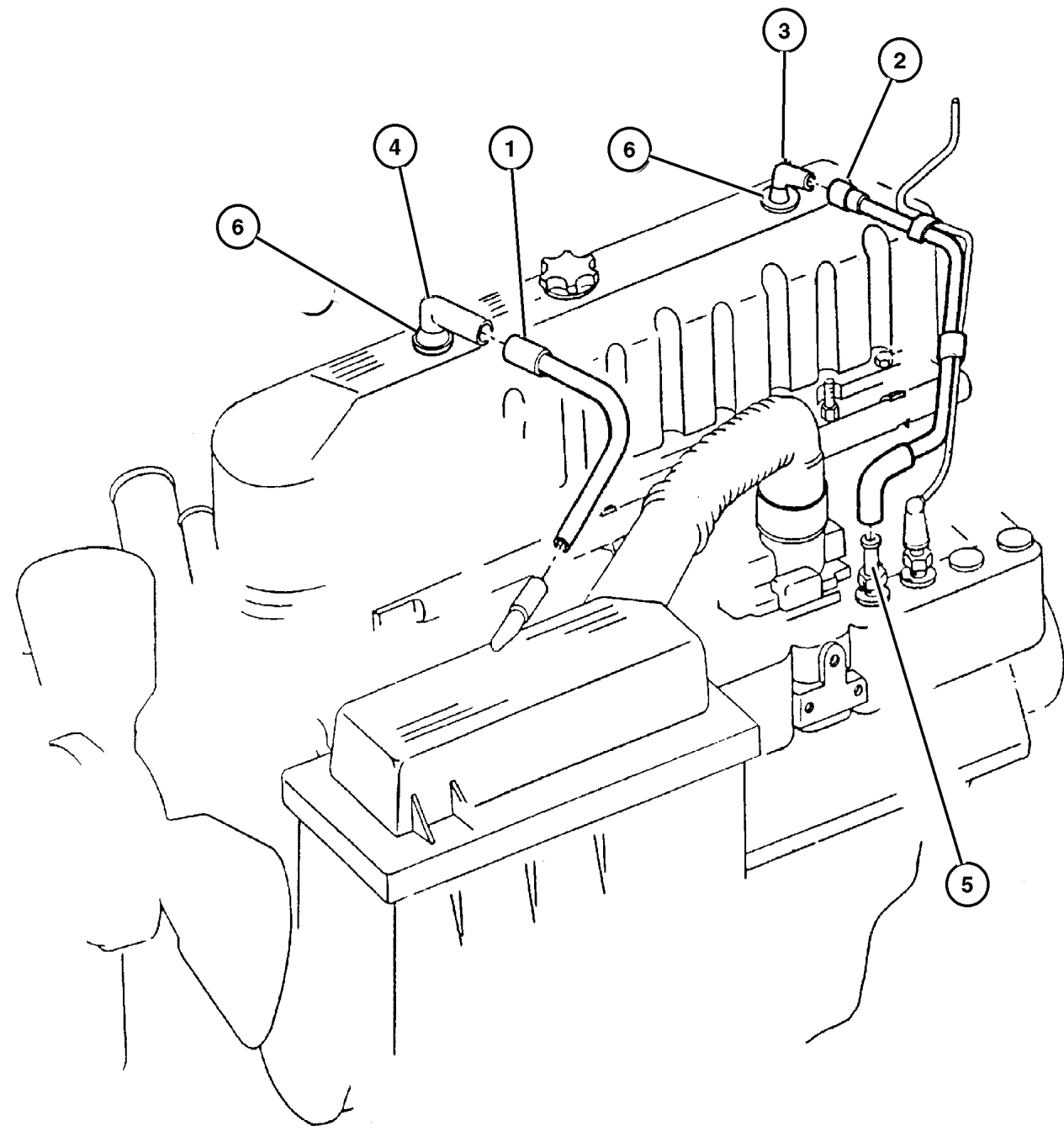
February 6, 2002

**Crankcase Ventilation 4.0L (ERH) Engine
Figure 4.0L-910**

ITEM	PART NUMBER	QTY	LINE	ENGINE	TRANS	DESCRIPTION
------	-------------	-----	------	--------	-------	-------------

Note; Sales Codes manual, 12 Disc Magazine.
 [EP0]= All 2.5L, 4 Cylinder Gas Engines manual, 12 Disc Magazine.
 [ER0]= All 4.0L, 6 Cylinder Gas Engines manual, 12 Disc Magazine.

1	5303 0615	1		ER0		TUBE, Crankcase Vent Valve
2	4854 265	1		ER0		TUBE, Crankcase Vent To Intake Manifold
3	5303 0495	1		ER0		TUBE, Crankcase Vent To Air Cleaner
4	5303 0497	1		EP0, ER0		FITTING, Crankcase Vent Tube
5	4854 194	1		ER0		FITTING, Vacuum
6	2946 079	1		EP0		GROMMET, Crankcase Vent



JEEP WRANGLER (TJ)				
SERIES	LINE	BODY	ENGINE	TRANSMISSION
H=Sport	J = Wrangler 4WD	77=93.4 WB	EPE, EP0 = 2.5L Power Tech	DGG, DGD = 32RH 3 Spd. Auto.
L=SE	U = Wrangler 4WD (RHD)		ERH, ER0 = 4.0L Power Tech	DDQ = 5 Spd. Manual
P=Sahara				DDD = 5 Speed HD Manual
				DG0 = Auto Trans.
				DBB = Manual Trans.
				DD0 = All 5 Speed Manual

AR = Use as required - = Non illustrated part # = New this model year

February 6, 2002

Group – 011

Exhaust

GROUP 11 - Exhaust

Illustration Title

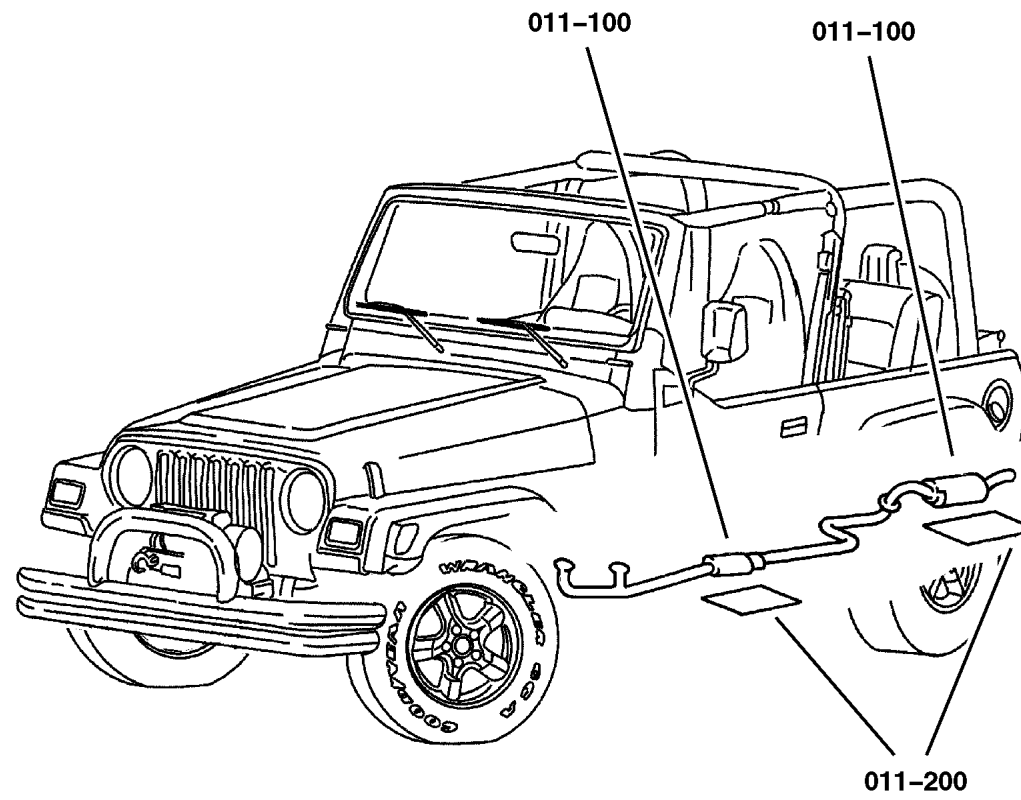
Group-Fig. No.

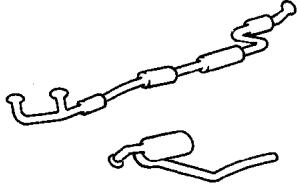
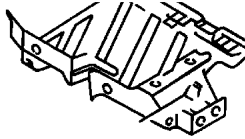
Exhaust System

Exhaust System 2.5L (EPE), 4.0L (ERH) Engine Fig. 011-110

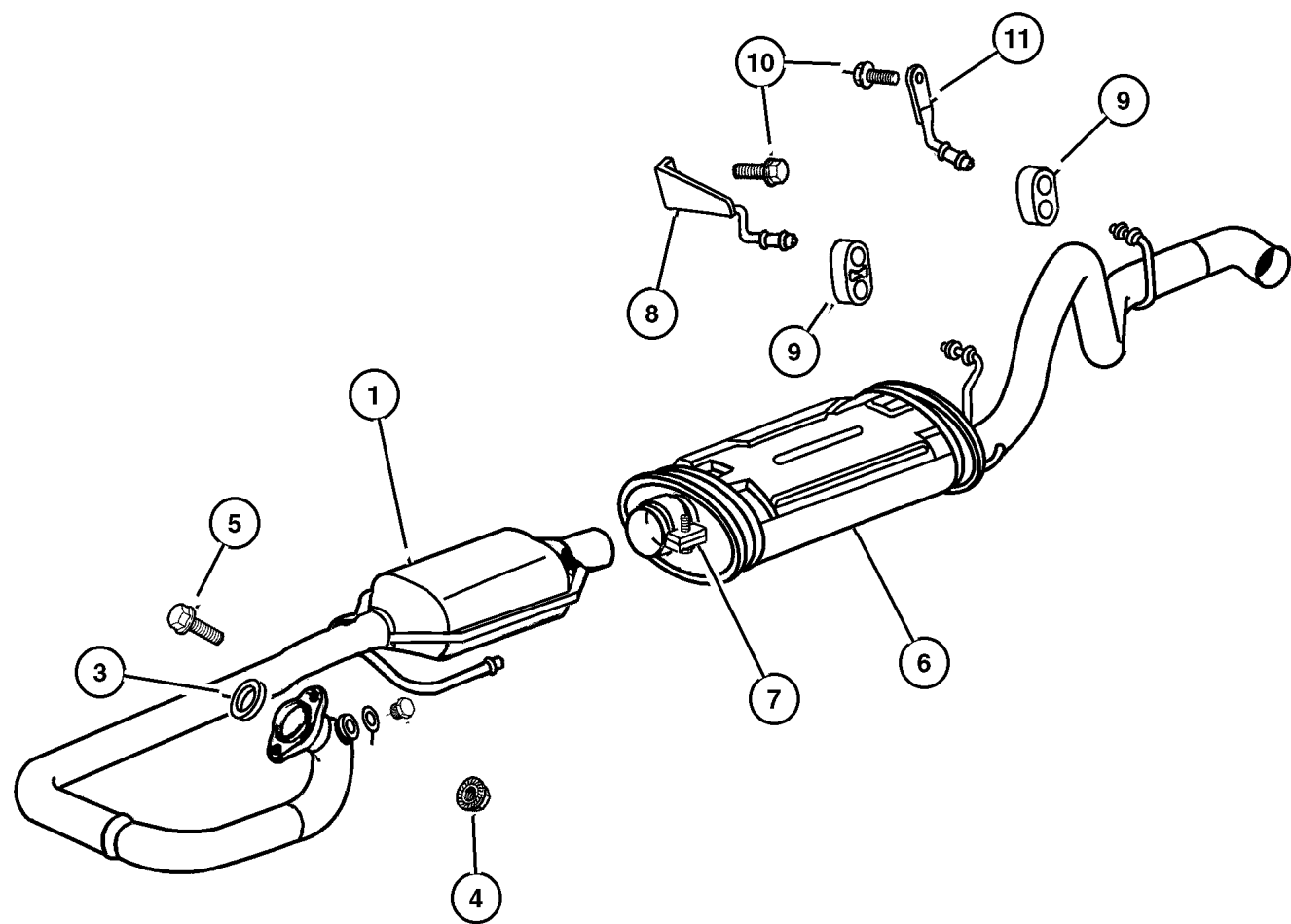
Heat Shields

Heat Shields 2.5L (EPE), 4.0(ERH) Engine Fig. 011-210



<p>011-100 Exhaust System</p> 	<p>011-200 Heat Shields</p> 		
--	--	--	--

**Exhaust System 2.5L (EPE), 4.0L (ERH) Engine
Figure 011-110**



ITEM	PART NUMBER	QTY	LINE	SERIES	BODY	ENGINE	TRANS	DESCRIPTION
Note; Sales Codes manual, 12 Disc Magazine.								
[DBB]= All Manual Transmissions manual, 12 Disc Magazine.								
[DG0]= All Automatic Transmissions manual, 12 Disc Magazine.								
[EP0]= All 2.5L, 4 Cylinder Gas Engines manual, 12 Disc Magazine.								
[ER0]= All 4.0L, 6 Cylinder Gas Engines manual, 12 Disc Magazine.								
1	52101 129AA	1				EP0	DBB, DG0	PIPE AND CONVERTER, Exhaust California, Up to 1/24/00
	#52101 129AB	1				EP0	DBB, DG0	California, After 1/24/00
	52018 933AC	1				EP0	DBB, DG0	Federal, Europe, Up to 1/24/00
	#52018 933AE	1				EP0	DBB, DG0	Federal, Europe, After 1/24/00
-2	#52101 170AA	1				ER0	DBB, DG0	CONVERTER, Catalytic Federal, Europe, Up to 1/24/00
	#52101 170AB	1				ER0	DBB, DG0	Federal, Europe, After 1/24/00
	#52101 171AA	1				ER0	DBB, DG0	California, Up to 1/24/00
	#52101 171AB	1				ER0	DBB, DG0	California, After 1/24/00
3	5200 5431	1				ER0		SEAL, Exhaust
4	J400 5142	2				EP0		NUT, Hex Flange Lock
5	J400 7109	2				EP0		STUD, .375-16x1.69
6	52019 241AC	1				ER0		MUFFLER AND TAILPIPE, Exhaust Except Australia, Up to 1/24/00
	#52019 241AE	1				ER0		Except Australia, After 1/24/00
	52019 242AB	1				EP0		Up to 1/24/00
	#52019 242AC	1				EP0		After 1/24/00
	52101 152AB	1				ER0		Australia, Up to 1/24/00
	#52101 152AC	1				ER0		Australia, After 1/24/00
7	5210 1040	1				EP0		CLAMP, Exhaust
		1				ER0		Australia
		1				ER0		Except Australia
8	5201 9408	1						HANGER, Muffler
9	5210 1035	2						INSULATOR, Exhaust
10	J400 1933	4						SCREW, Hex Flange Head, .312-x18x. 875
11	5201 9413	1						HANGER, Exhaust

JEEP WRANGLER (TJ)

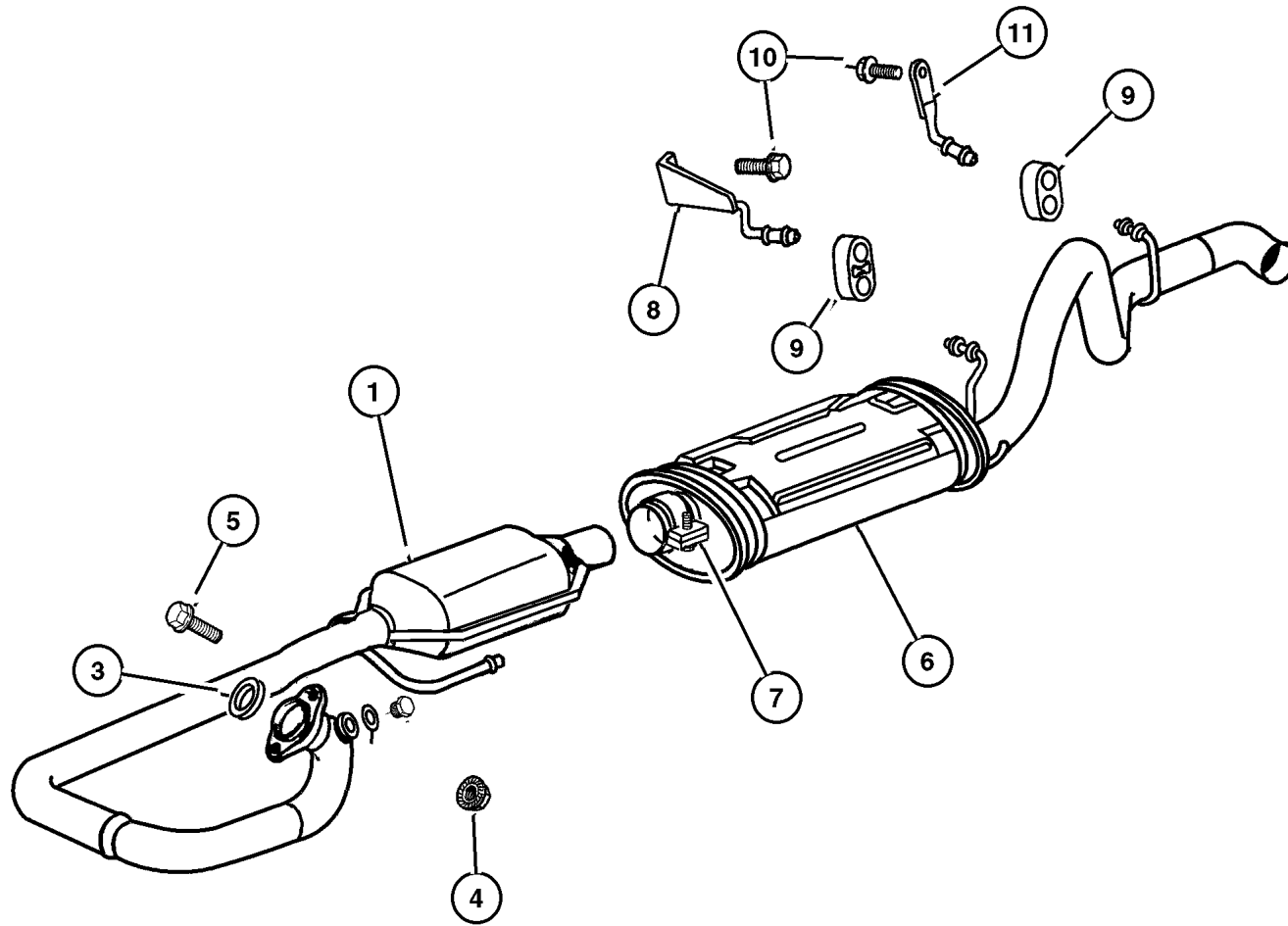
SERIES	LINE	BODY	ENGINE	TRANSMISSION
H=Sport	J = Wrangler 4WD	77=93.4 WB	EPE, EP0 = 2.5L Power Tech	DGG, DGD = 32RH 3 Spd. Auto.
L=SE	U = Wrangler 4WD (RHD)		ERH, ER0 = 4.0L Power Tech	DDQ = 5 Spd. Manual
P=Sahara				DDD = 5 Speed HD Manual
				DG0 = Auto Trans.
				DBB = Manual Trans.
				DD0 = All 5 Speed Manual

AR = Use as required - = Non illustrated part # = New this model year

February 6, 2002

**Exhaust System 2.5L (EPE), 4.0L (ERH) Engine
Figure 011-110**

ITEM	PART NUMBER	QTY	LINE	SERIES	BODY	ENGINE	TRANS	DESCRIPTION
-12	4616 707	1						GASKET, Exhaust, 3 Bolt Flange Gskt. After 1/24/00
-13	6100 517	3				EP0	DBB	NUT, Hex Flange Lock, M8 Phosphate 3 Bolt Flange Nuts Front After 1/24/00
		3				ER0	DBB, DGO	3 Bolt Flange Nuts Front After 1/24/00
-14	6502 696	2						NUT, Hex Flange Lock, M10x1.5, 2 Bolt Flange Nuts Rear After 1/24/00



JEEP WRANGLER (TJ)

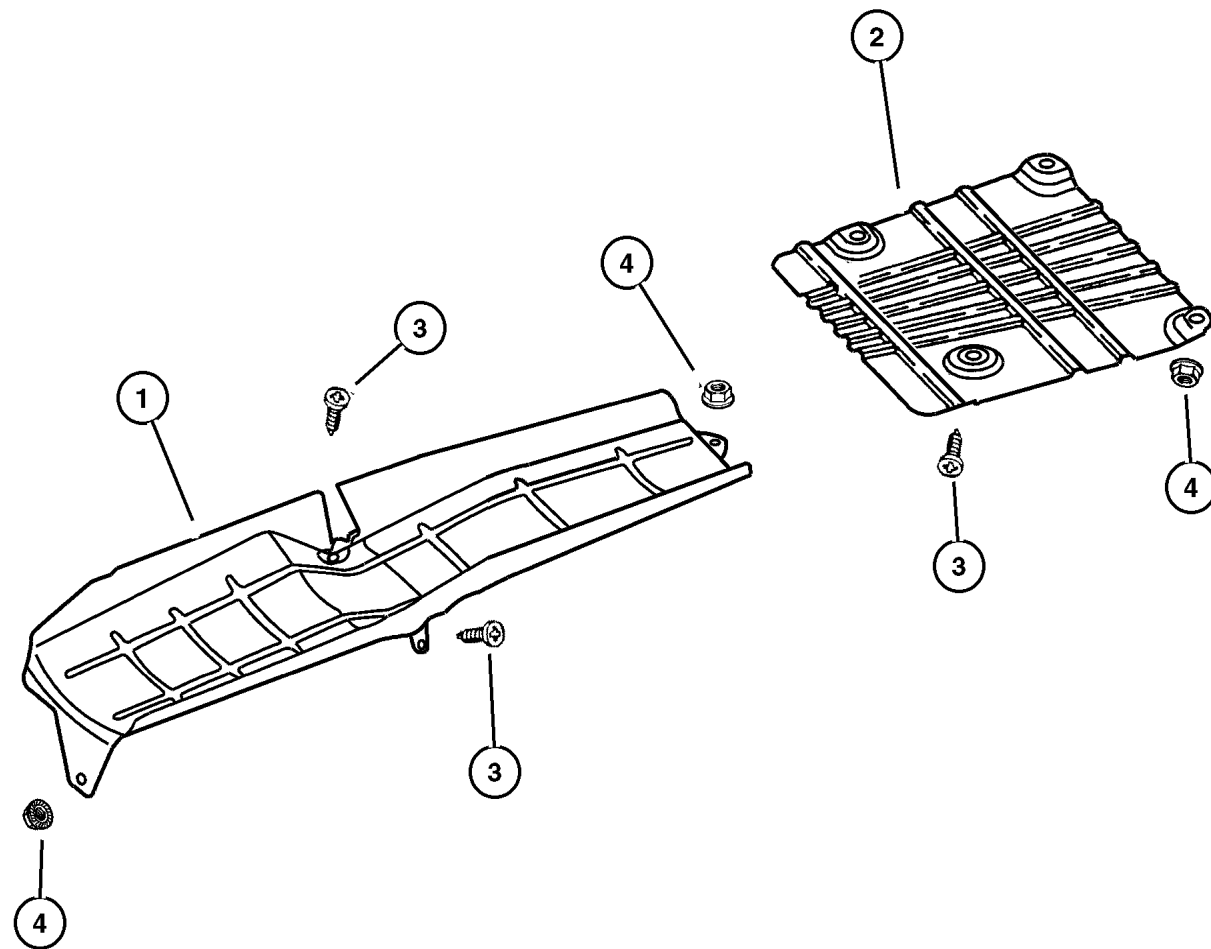
SERIES	LINE	BODY	ENGINE	TRANSMISSION
H=Sport	J = Wrangler 4WD	77=93.4 WB	EPE, EP0 = 2.5L Power Tech	DGG, DGD = 32RH 3 Spd. Auto.
L=SE	U = Wrangler 4WD (RHD)		ERH, ER0 = 4.0L Power Tech	DDQ = 5 Spd. Manual
P=Sahara				DDD = 5 Speed HD Manual
				DGO = Auto Trans.
				DBB = Manual Trans.
				DDO = All 5 Speed Manual

AR = Use as required - = Non illustrated part # = New this model year

February 6, 2002

Heat Shields 2.5L (EPE), 4.0(ERH) Engine
Figure 011-210

ITEM	PART NUMBER	QTY	LINE	SERIES	BODY	ENGINE	TRANS	DESCRIPTION
1	55176 694AD	1						SHIELD, Muffler
2	5517 6205	1						SHIELD, Muffler
3								SCREW, .250-20x.625, (NOT SERVICED)
4	J012 0375	4						NUT, Hex, .250-20



JEEP WRANGLER (TJ)		BODY	ENGINE	TRANSMISSION
SERIES	LINE	77=93.4 WB	EPE, EP0 = 2.5L Power Tech ERH, ER0 = 4.0L Power Tech	DGG, DGD = 32RH 3 Spd. Auto. DDQ = 5 Spd. Manual DDD = 5 Speed HD Manual DG0 = Auto Trans. DBB = Manual Trans. DD0 = All 5 Speed Manual
H=Sport	J = Wrangler 4WD			
L=SE	U = Wrangler 4WD (RHD)			
P=Sahara				

AR = Use as required - = Non illustrated part # = New this model year

February 6, 2002

Group – 013

Frames and Bumpers

GROUP 13 - Frames and Bumpers

Illustration Title

Group-Fig. No.

Frames

Frame Fig. 013-110

Front Bumper and Fascia

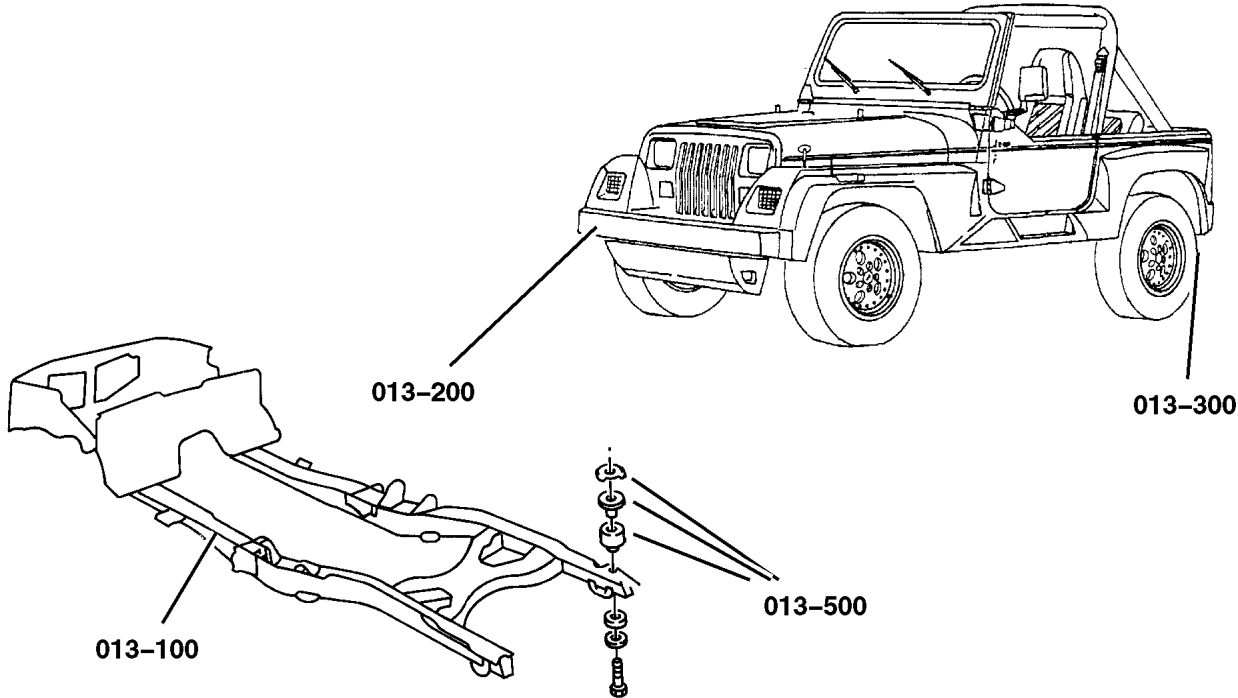
Bumper, Front Fig. 013-210

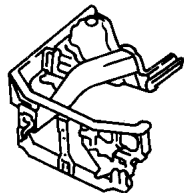
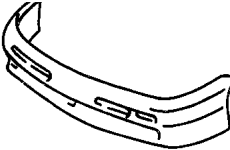


Rear Bumper and Fascia

Bumper, Rear Fig. 013-310

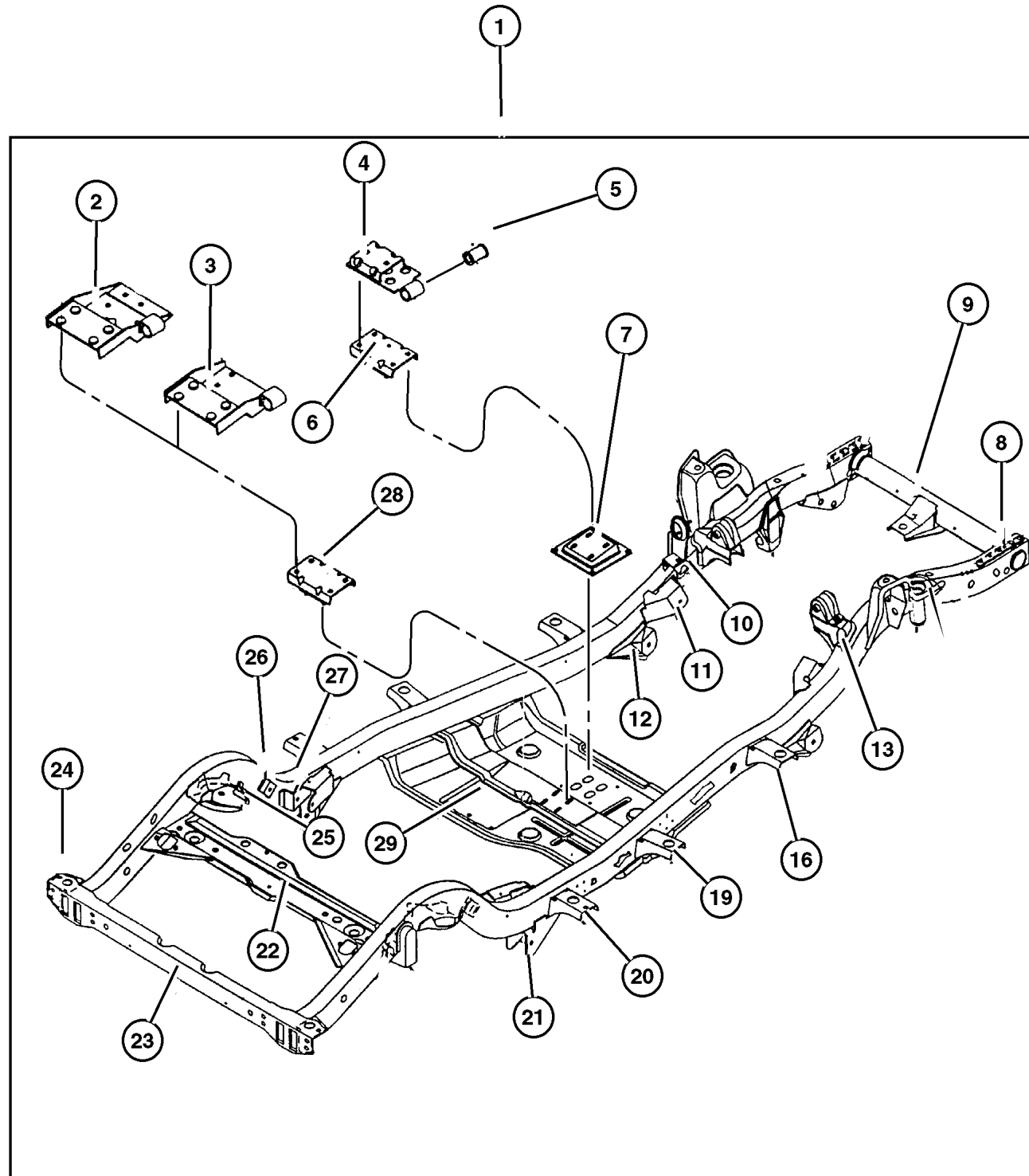
Body Hold Down

Body Mounting Hardware Fig. 013-510



<p>013-100 Frames</p> 	<p>013-200 Front Bumper and Fascia</p> 	<p>013-300 Rear Bumper and Fascia</p> 	<p>013-500 Body Hold Down</p> 
--	---	---	--

Frame
Figure 013-110



ITEM	PART NUMBER	QTY	LINE	SERIES	BODY	DESCRIPTION
Note: Sales Code EP0 = 2.5L Gas Engine manual, 12 Disc Magazine.						
Note: Sales Code ER0 = 4.0L Gas Engine manual, 12 Disc Magazine.						
1						FRAME, Chassis
	#52058 811AD	1	J			4.0L Eng.
	#52058 813AD	1	J			2.5L Eng.
	#52058 815AD	1	U			4.0L Eng.
	#52058 817AD	1	U			2.5L Eng.
2	5205 8618	1				BRACKET, Transmission Mount, Trans. Support
3	5205 8546	1				BRACKET, Transmission Mount, Trans. Support
4	5205 8548	1				BRACKET, Transmission Mount, Trans. Support
5	5208 5085	1				BUSHING, Exhaust Hanger
6	52058 551AB	1				MOUNT, Transmission, Trans. Support
7	5205 8863	1				BRACKET, Transmission Mount, Trans. Support
8						PLATE, Suspension
	5205 8430	2	J			
		2	U			
9						CROSSMEMBER, Underbody
	5003 819AA	1	J			
		1	U			
10						BRACKET, Frame Rail
	5205 8893	1	J			
	5205 8894	1	U			
11						BRACKET, Frame Rail
	52058 160AB	1	J			Right
		1	U			Right
	52058 161AB	1	J			Left
		1	U			Left
12						BRACKET, Frame Rail
	5205 8090	1	J			Right
		1	U			Right
	5205 8091	1	J			Left
		1	U			Left
13						BRACKET, Engine Mount
	5205 8864	1	J			Upper, w/4.0L Eng., Right
		1	U			Upper, w/4.0L Eng., Right
	5205 8865	1	J			Upper, w/4.0L Eng., Left
		1	U			Upper, w/4.0L Eng., Left
	5205 8870	1	J			Upper, w/2.5L Eng., Right
		1	U			Upper, w/2.5L Eng., Right
	5205 8871	1	J			Upper, w/2.5L Eng., Left
		1	U			Upper, w/2.5L Eng., Left
-14						REINFORCEMENT, Engine Mount

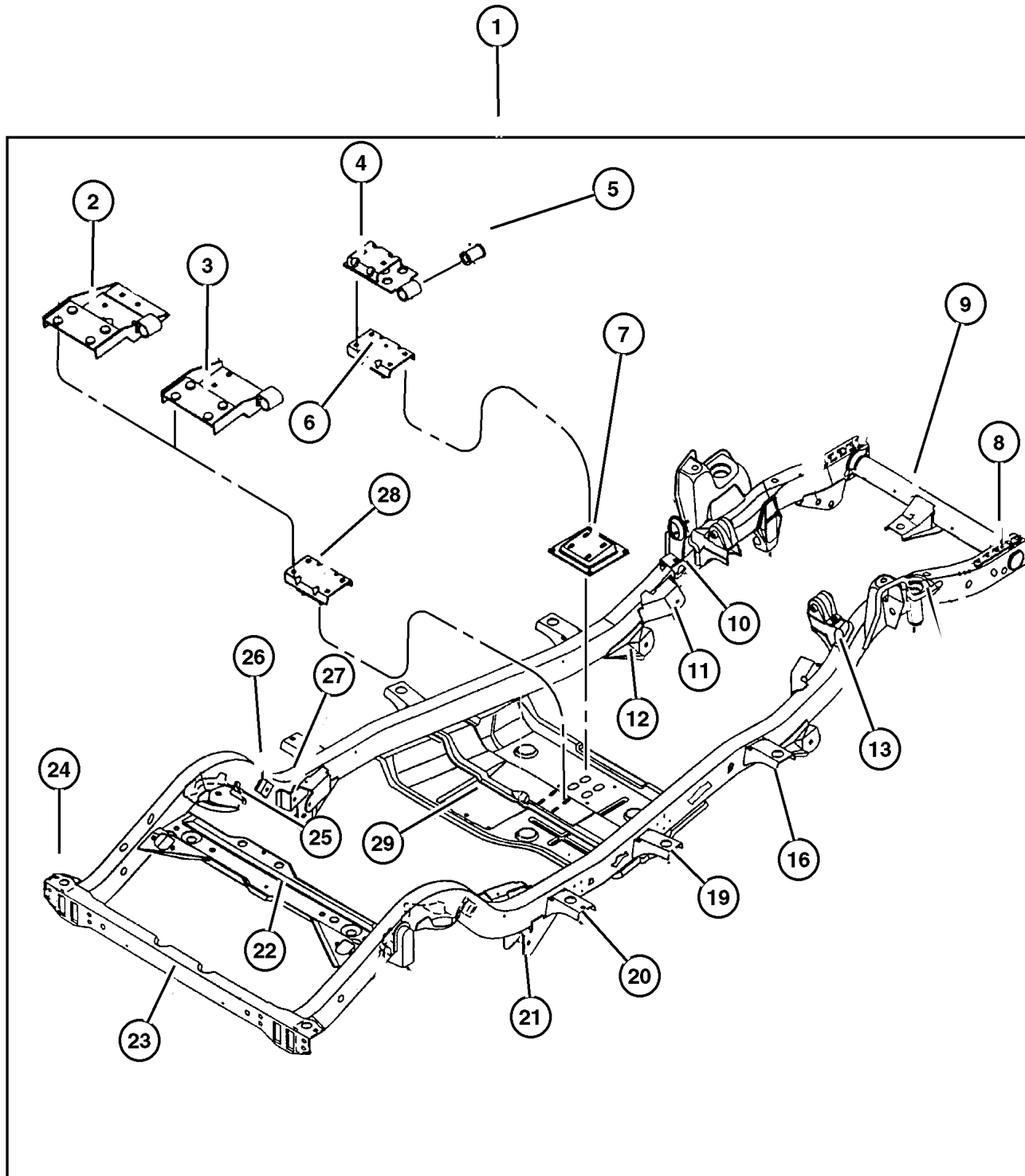
JEEP WRANGLER (TJ)

SERIES	LINE	BODY	ENGINE	TRANSMISSION
H=Sport	J = Wrangler 4WD	77=93.4 WB	EPE, EP0 = 2.5L Power Tech	DGG, DGD = 32RH 3 Spd. Auto.
L=SE	U = Wrangler 4WD (RHD)		ERH, ER0 = 4.0L Power Tech	DDQ = 5 Spd. Manual
P=Sahara				DDD = 5 Speed HD Manual
				DG0 = Auto Trans.
				DBB = Manual Trans.
				DD0 = All 5 Speed Manual

AR = Use as required - = Non illustrated part # = New this model year

February 6, 2002

Frame
Figure 013-110



ITEM	PART NUMBER	QTY	LINE	SERIES	BODY	DESCRIPTION
	5205 8846	1	J			Right
		1	U			Right
	5205 8847	1	J			Left
		1	U			Left
-15						REINFORCEMENT, Engine Mount
	5205 8911	1	J			Right
		1	U			Right
	5205 8845	1	J			Left
		1	U			Left
16						BRACKET, Frame
	5003 831AA	4	J			
		4	U			
-17						SCREW, Hex Flange Head
	6035 836	6	J			
		6	U			
-18						NUT
	6035 739	6	J			
		6	U			
19						BRACKET, Frame
	5003 831AA	4	J			
		4	U			
20						BRACKET, Frame
	5003 836AA	2	J			
		2	U			
21						BRACKET, Frame Rail
	5003 832AA	1	J			Right
		1	U			Right
	5003 833AA	1	J			Left
		1	U			Left
22						CROSSMEMBER, Intermediate Rear
	5205 8136	1	J			
		1	U			
23						CROSSMEMBER, Rear Frame
	52058 121AB	1	J			
		1	U			
24						REINFORCEMENT, Crossmember
	5205 8772	1	J			Right
		1	U			Right
	5205 8773	1	J			Left
		1	U			Left
25						BRACKET, Frame Rail
	5205 8420	1	J			Right

JEEP WRANGLER (TJ)

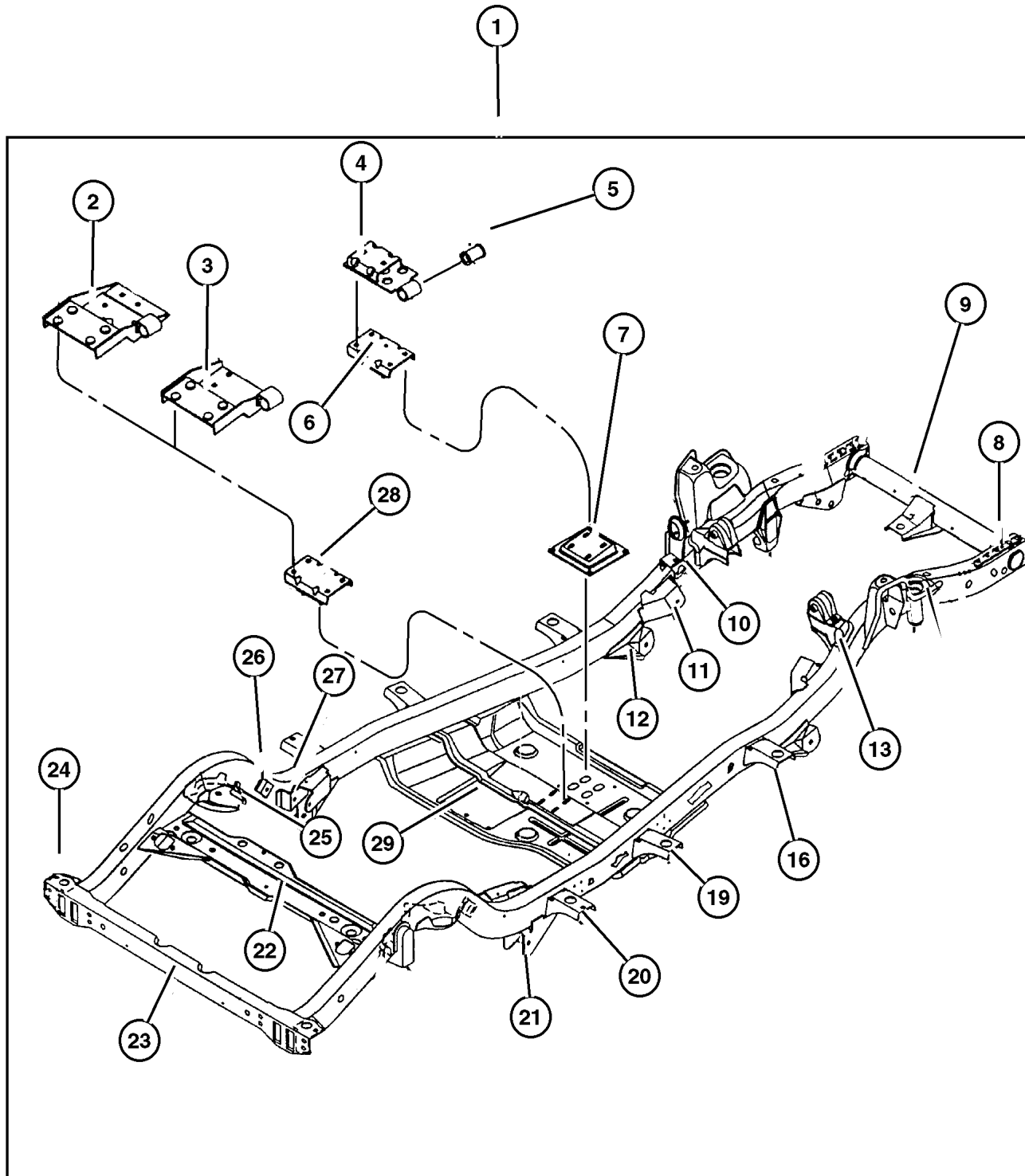
SERIES	LINE	BODY	ENGINE	TRANSMISSION
H=Sport	J = Wrangler 4WD	77=93.4 WB	EPE, EP0 = 2.5L Power Tech	DGG, DGD = 32RH 3 Spd. Auto.
L=SE	U = Wrangler 4WD (RHD)		ERH, ER0 = 4.0L Power Tech	DDQ = 5 Spd. Manual
P=Sahara				DDD = 5 Speed HD Manual
				DG0 = Auto Trans.
				DBB = Manual Trans.
				DD0 = All 5 Speed Manual

AR = Use as required - = Non illustrated part # = New this model year

February 6, 2002

Frame
Figure 013-110

ITEM	PART NUMBER	QTY	LINE	SERIES	BODY	DESCRIPTION
		1	U			Right
	5205 8421	1	J			Left
		1	U			Left
26						BRACKET, Stabilizer Bar
	5205 8632	2	J			
		2	U			
27						BRACKET, Upper Control Arm
	52058 466AB	1	J			Right
		1	U			Right
	52058 467AB	1	J			Left
		1	U			Left
28	52058 551AB	1				MOUNT, Transmission, Trans. Support
29						SKID PLATE, Support
	52058 133AC	1	J			
		1	U			



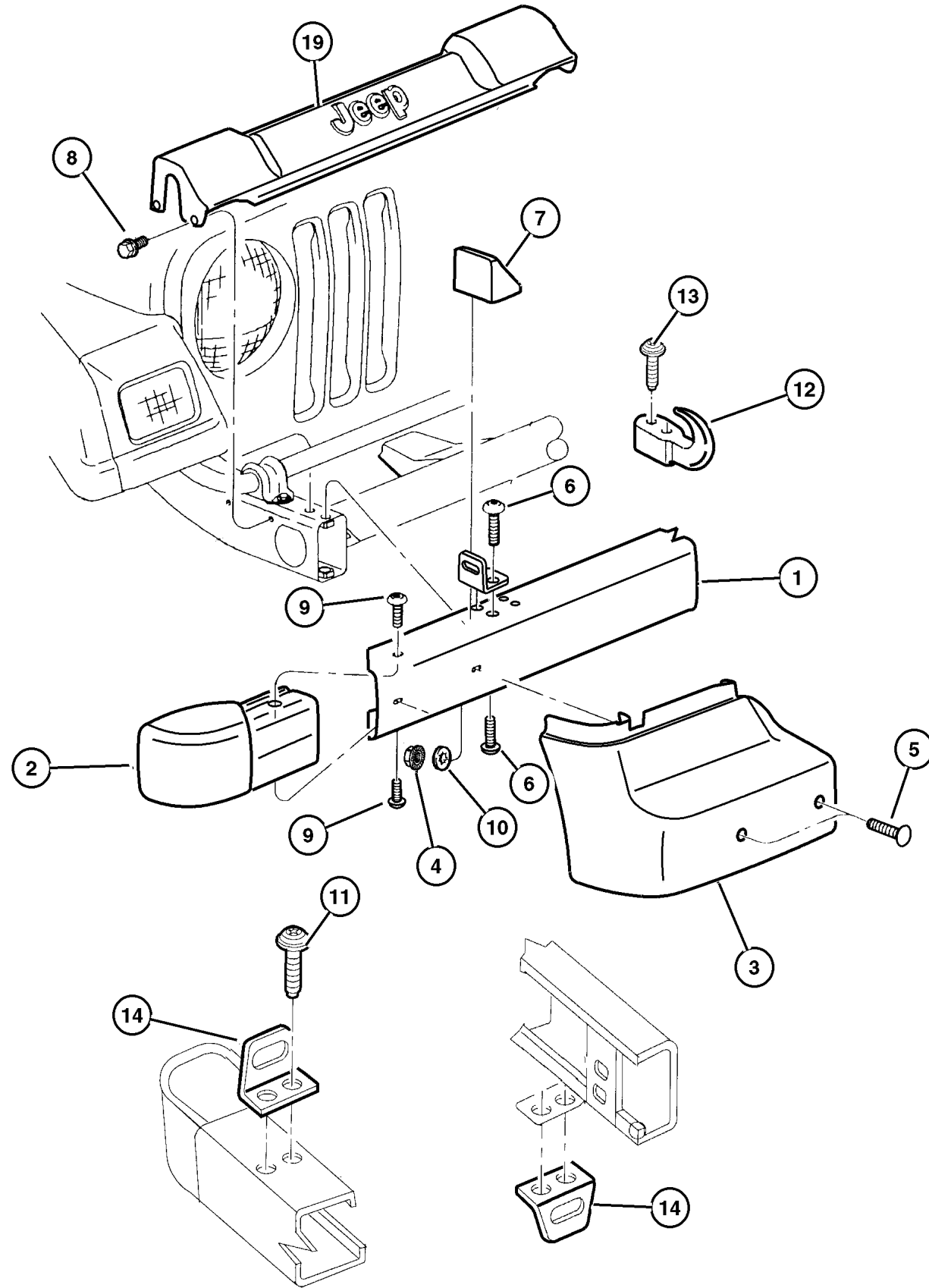
JEEP WRANGLER (TJ)

SERIES	LINE	BODY	ENGINE	TRANSMISSION
H=Sport	J = Wrangler 4WD	77=93.4 WB	EPE, EP0 = 2.5L Power Tech	DGG, DGD = 32RH 3 Spd. Auto.
L=SE	U = Wrangler 4WD (RHD)		ERH, ER0 = 4.0L Power Tech	DDQ = 5 Spd. Manual
P=Sahara				DDD = 5 Speed HD Manual
				DG0 = Auto Trans.
				DBB = Manual Trans.
				DD0 = All 5 Speed Manual

AR = Use as required - = Non illustrated part # = New this model year

February 6, 2002

Bumper, Front Figure 013-210



ITEM	PART NUMBER	QTY	LINE	SERIES	BODY	DESCRIPTION
1	5ED16 JX8AF	1				BAR, Bumper Front - Painted
2						EXTENSION, Bumper
	55155 756AA	1				Right
	55155 757AA	1				Left
	55155 762AA	1				Export, Right
	55155 763AA	1				Export, Left
3						COVER, Bumper
	55155 667AF	1				Export, Right
	55155 668AB	1				Export, Left
4	6100 840	4				NUT, Spring
5	6504 723	4				BOLT
6	6036 060AA	4				SCREW
7						CAP, (NOT SERVICED)
8	6036 181AA	4				SCREW AND WASHER
9	6504 212	2				SCREW, Large Round Washer Head Lock, M6x1.00x20.00
10	6100 840	4				NUT, Spring
11						SCREW, (NOT SERVICED)
12						HOOK, Tow
	5205 9015	1				Right
	5205 9016	1				Left
13						SCREW, (NOT SERVICED)
14						HOOK, Tow
	5205 9015	1				Left Front
	5205 9016	1				Right Front
	52059 379AA	1				Rear
-15	5517 4994	1		H, L, P		BRACKET, License Plate
-16						SCREW, (NOT SERVICED)
-17	6504 662	4				RETAINER, Push On
-18						NUT, (NOT SERVICED)
19	55155 667AF	1				COVER, Bumper
-20	52000 240AC	2				GUARD, Bumper

JEEP WRANGLER (TJ)

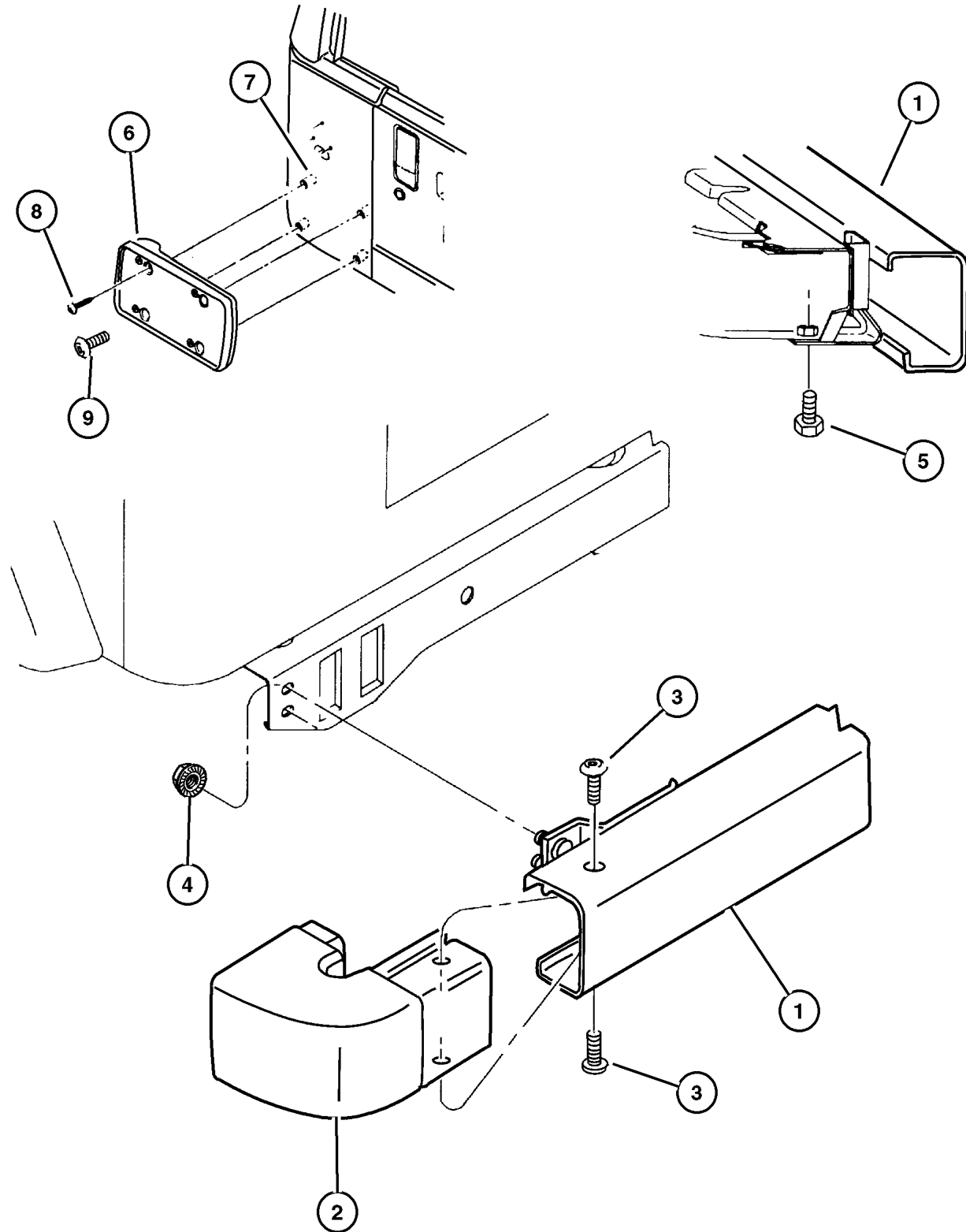
SERIES	LINE	BODY	ENGINE	TRANSMISSION
H=Sport	J = Wrangler 4WD	77=93.4 WB	EPE, EP0 = 2.5L Power Tech	DGG, DGD = 32RH 3 Spd. Auto.
L=SE	U = Wrangler 4WD (RHD)		ERH, ER0 = 4.0L Power Tech	DDQ = 5 Spd. Manual
P=Sahara				DDD = 5 Speed HD Manual
				DG0 = Auto Trans.
				DBB = Manual Trans.
				DDO = All 5 Speed Manual

AR = Use as required - = Non illustrated part # = New this model year

February 6, 2002

Bumper, Rear
Figure 013-310

ITEM	PART NUMBER	QTY	LINE	SERIES	BODY	DESCRIPTION
1						BAR, Bumper Rear - Black
	5ED18 JX8AB	1				
	5EY03 JX8AE	1				Export
2						EXTENSION, Bumper
	55155 760AA	1				Right
	55155 761AA	1				Left
	55155 762AA	1				Export, Right
	55155 763AA	1				Export, Left
3	6504 212	2				SCREW, Large Round Washer Head Lock, M6x1.00x20.00
4						NUT, Hex, .437-14, (NOT REQUIRED)
5						SCREW, (NOT SERVICED)
6	5517 4994	1		H, L, P		BRACKET, License Plate
7	6504 662	4				RETAINER, Push On
8	6034 647	2				SCREW AND WASHER, Hex Head
9	3420 1686	2				BOLT, Hex Flange Head, M12x1.18x35
-10	52059 379AA	1				HOOK, Tow



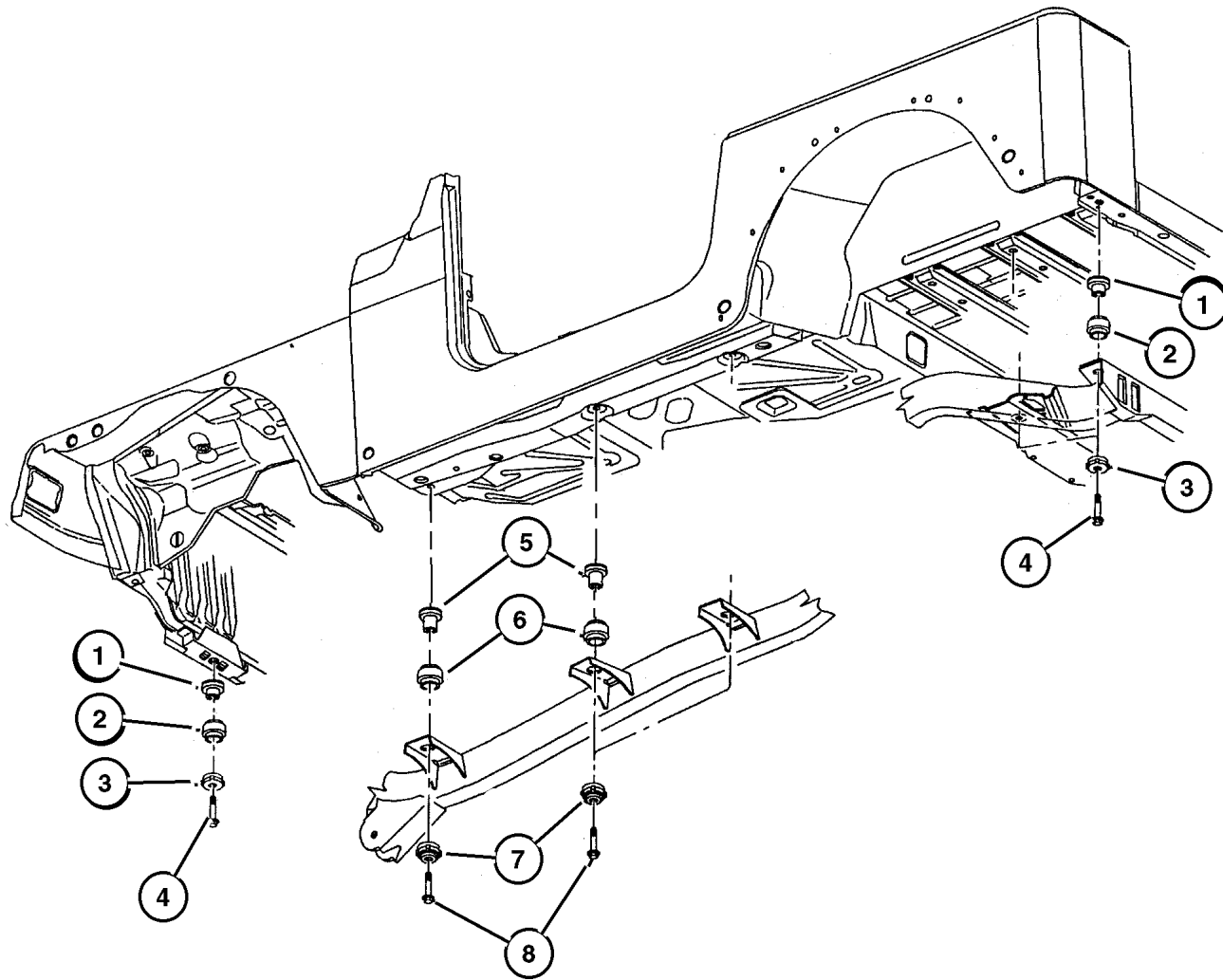
JEEP WRANGLER (TJ)				
SERIES	LINE	BODY	ENGINE	TRANSMISSION
H=Sport	J = Wrangler 4WD	77=93.4 WB	EPE, EP0 = 2.5L Power Tech	DGG, DGD = 32RH 3 Spd. Auto.
L=SE	U = Wrangler 4WD (RHD)		ERH, ER0 = 4.0L Power Tech	DDQ = 5 Spd. Manual
P=Sahara				DDD = 5 Speed HD Manual
				DG0 = Auto Trans.
				DBB = Manual Trans.
				DDO = All 5 Speed Manual

AR = Use as required - = Non illustrated part # = New this model year

February 6, 2002

Body Mounting Hardware Figure 013-510

ITEM	PART NUMBER	QTY	LINE	SERIES	BODY	DESCRIPTION
1	5200 1961	6				RETAINER, Body Mount
2	5517 6179	5				INSULATOR, Body Hold Down
3	5517 6178	5				INSULATOR, Body Hold Down
4						SCREW, .437-14x.75, Use J4007412, (NOT SERVICED)
5	5200 1961	6				RETAINER, Body Mount
6	55176 177AB	6				INSULATOR, Body Hold Down
7	5517 6180	6				INSULATOR, Body Hold Down
8	J400 7571	6				SCREW, Hex Flange Head, .50-13x3.75



JEEP WRANGLER (TJ)

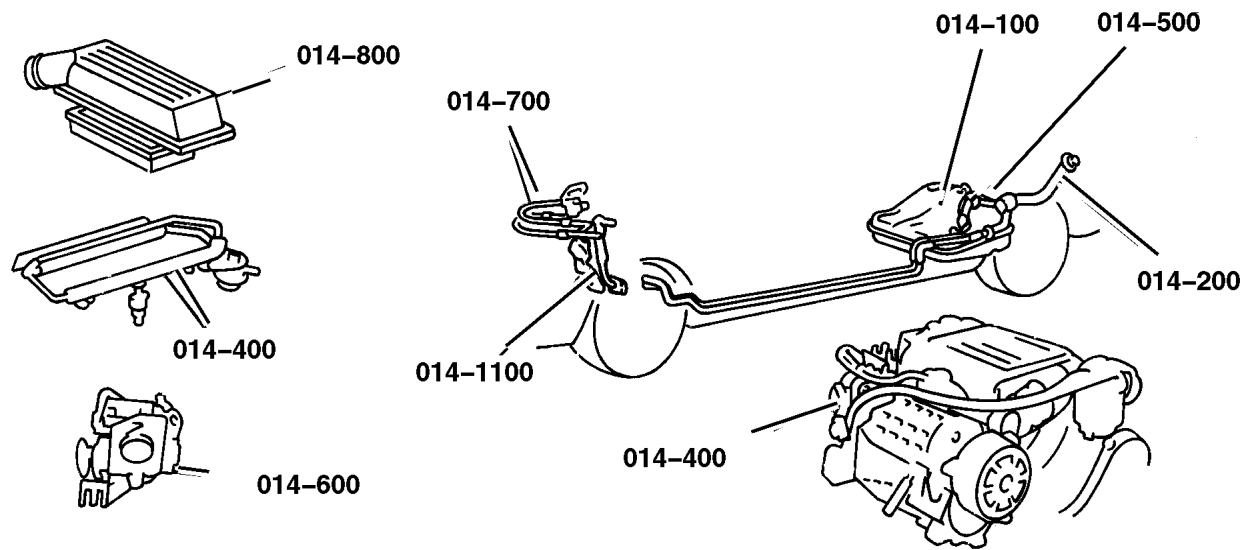
SERIES	LINE	BODY	ENGINE	TRANSMISSION
H=Sport	J = Wrangler 4WD	77=93.4 WB	EPE, EP0 = 2.5L Power Tech	DGG, DGD = 32RH 3 Spd. Auto.
L=SE	U = Wrangler 4WD (RHD)		ERH, ER0 = 4.0L Power Tech	DDQ = 5 Spd. Manual
P=Sahara				DDD = 5 Speed HD Manual
				DG0 = Auto Trans.
				DBB = Manual Trans.
				DD0 = All 5 Speed Manual

AR = Use as required - = Non illustrated part # = New this model year

February 6, 2002

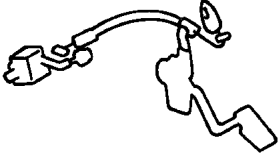

Group – 014





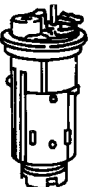

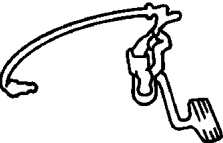
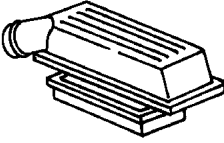
Fuel



Group – 014

Fuel

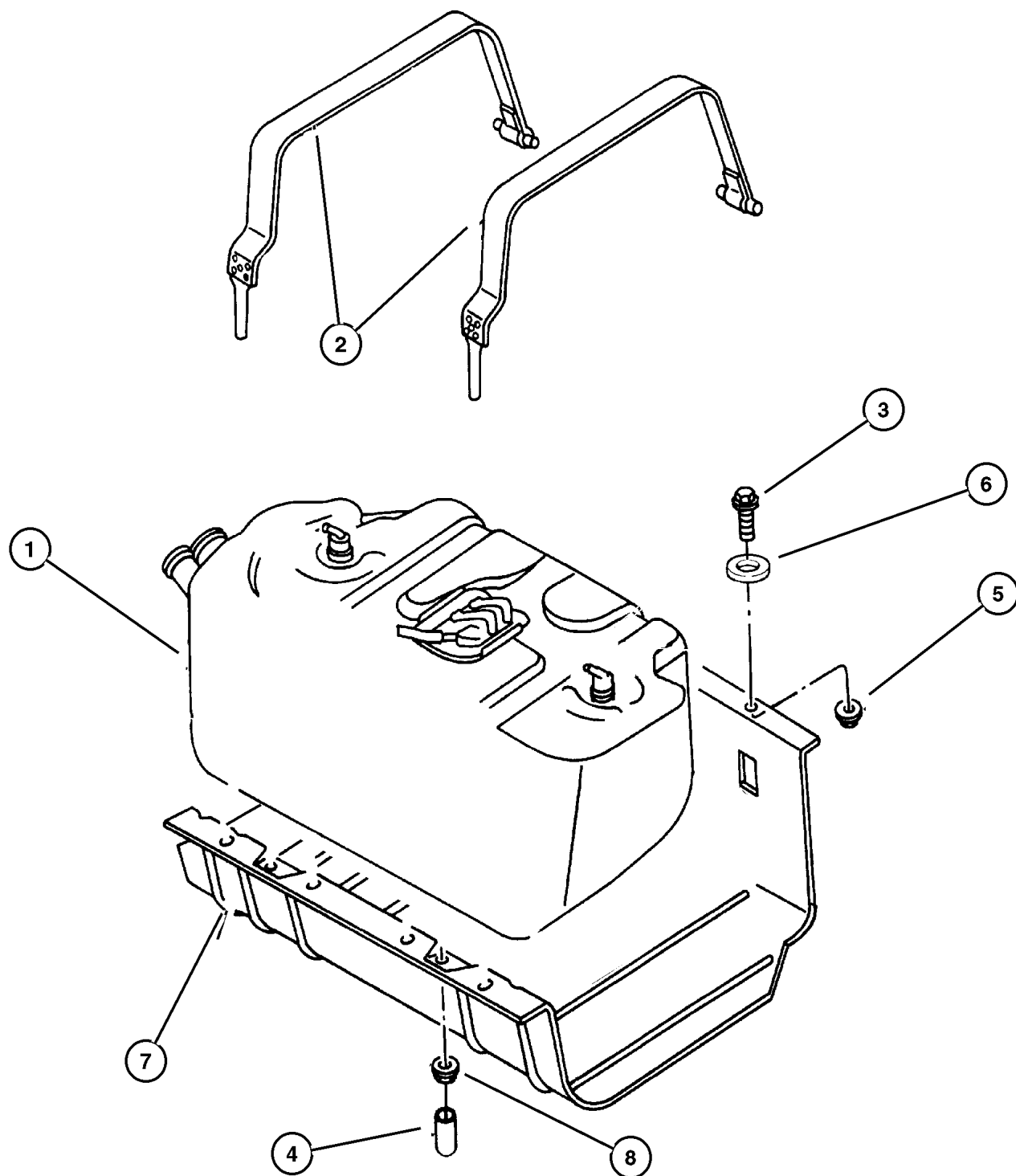
<p>014-1000 Speed Control</p> 	<p>014-1100 Accelerator Pedal</p> 		
--	--	--	--

<p>014-100 Tank, Fuel</p> 	<p>014-200 Fuel Tank Filler Tube</p> 	<p>014-300 Fuel Lines</p> 	<p>014-400 Fuel Rail</p> 
<p>014-500 Fuel Pump and Sending Unit</p> 	<p>014-600 Throttle Body</p> 	<p>014-700 Throttle Controls</p> 	<p>014-800 Air Cleaner</p> 

GROUP 14 - Fuel

Illustration Title	Group-Fig. No.
Tank, Fuel	
Fuel Tank 2.5L (EPE), 4.0L (ERH) Engine	Fig. 014-110
Fuel Tank Filler Tube	
Fuel Filler Tube 2.5L (EPE), 4.0L (ERH) Engine	Fig. 014-210
Fuel Lines	
Fuel Lines, Front 2.5L (EPE) Engine	Fig. 014-310
Fuel Lines, Rear 2.5L (EPE) Engine	Fig. 014-320
Fuel Lines, Front 4.0L Engine	Fig. 014-335
Fuel Lines, Rear 4.0L (ERH) Engine	Fig. 014-340
Fuel Rail	
Fuel Injection System 2.5L (EPE), 4.0L (ERH) Engine	Fig. 014-410
Fuel Pump and Sending Unit	
Fuel Module 2.5L (EPE), 4.0L (ERH) Engine	Fig. 014-510
Throttle Body	
Throttle Body 2.5L (EPE), 4.0L (ERH) Engine	Fig. 014-610
Throttle Controls	
Throttle Controls 2.5L (EPE), 4.0L (ERH) Engine	Fig. 014-710
Air Cleaner	
Air Cleaner 2.5L (EPE), 4.0L (ERH) Engine	Fig. 014-810
Speed Control	
Speed Control	Fig. 014-1010
Accelerator Pedal	
Accelerator Pedal 2.5L (EPE), 4.0L (ERH) Engine	Fig. 014-1110

Fuel Tank 2.5L (EPE), 4.0L (ERH) Engine
Figure 014-110



ITEM	PART NUMBER	QTY	LINE	SERIES	BODY	ENGINE	TRANS	DESCRIPTION
------	-------------	-----	------	--------	------	--------	-------	-------------

NOTE: EP0=All 2.5L Gas Engines ER0=All 4.0L Engines manual, 12 Disc Magazine.

1	#52018 768AD	1				EPO, ER0		TANK, Fuel
2	5210 0235	2						STRAP, Fuel Tank
3	J400 5819	7						BOLT, .312-18x.750
4	5201 8098	2						CAP, Support Strap Stud
5	J400 3954	7						NUT, Hex
6	J400 5293	7						RETAINER, Push In Type M6.3 Hole
7	5210 0219	1						PLATE, Skid
8	J400 3587	2						NUT, Hex

JEEP WRANGLER (TJ)

SERIES
H=Sport
L=SE
P=Sahara

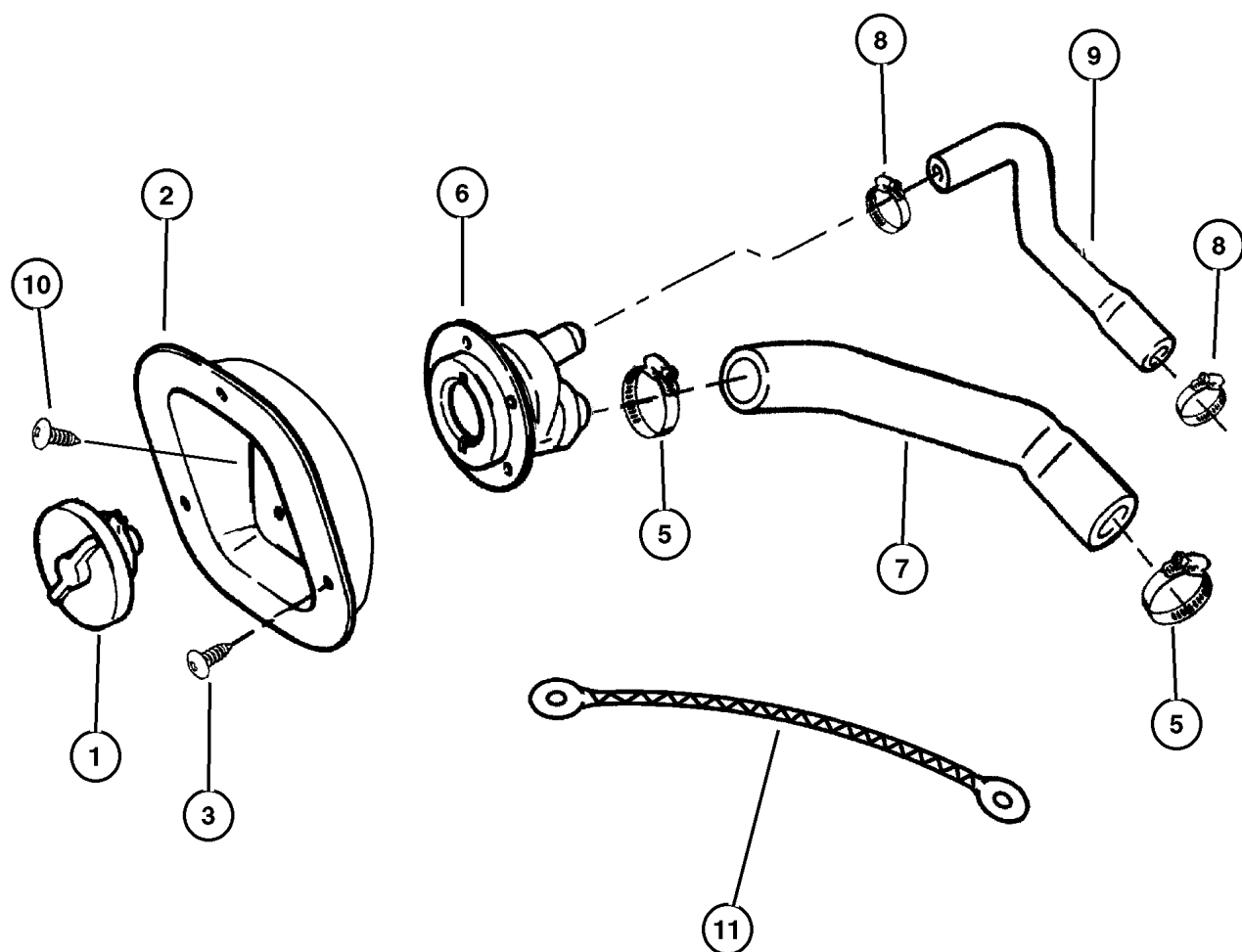
LINE
J = Wrangler 4WD
U = Wrangler 4WD (RHD)

BODY
77=93.4 WB

ENGINE
EPE, EP0 = 2.5L Power Tech
ERH, ER0 = 4.0L Power Tech

TRANSMISSION
DGG, DGD = 32RH 3 Spd. Auto.
DDQ = 5 Spd. Manual
DDD = 5 Speed HD Manual
DGO = Auto Trans.
DBB = Manual Trans.
DDO = All 5 Speed Manual

**Fuel Filler Tube 2.5L (EPE), 4.0L (ERH) Engine
Figure 014-210**



ITEM	PART NUMBER	QTY	LINE	SERIES	BODY	ENGINE	TRANS	DESCRIPTION
NOTE: EP0=All 2.5L Gas Engines ER0=All 4.0L Engines manual, 12 Disc Magazine.								
1	52100 116AB	1						CAP, Fuel Filler Non Locking, Export
	52127 863AB	1	J					Non Locking, Canada
		1	J					Non Locking, Federal
2	52127 675AB	1						HOUSING, Fuel Filler
3								SCREW, .190-16x.500, (NOT SERVICED)
-4	0153 651	4						SCREW AND WASHER, .190-16x.500
5	6502 090	1				EP0, ER0		CLAMP, Hose
6	52079 325AB	1	J			EP0, ER0		TUBE, Fuel Filler Federal, Canada
		1				EP0, ER0		Export
	5207 9326	1				EP0, ER0		Leaded Fuel
7	52100 032AD	1				EP0, ER0		HOSE, Fuel Filler
8	J320 3077	1				EP0, ER0		CLAMP, Hose
9	52100 033AD	1				EP0, ER0		HOSE, Fuel Tank Vent
10	0153 832	4						SCREW, .190-16x1.00
11	5210 0212	1				EP0, ER0		STRAP, Ground

JEEP WRANGLER (TJ)

SERIES
H=Sport
L=SE
P=Sahara

LINE
J = Wrangler 4WD
U = Wrangler 4WD (RHD)

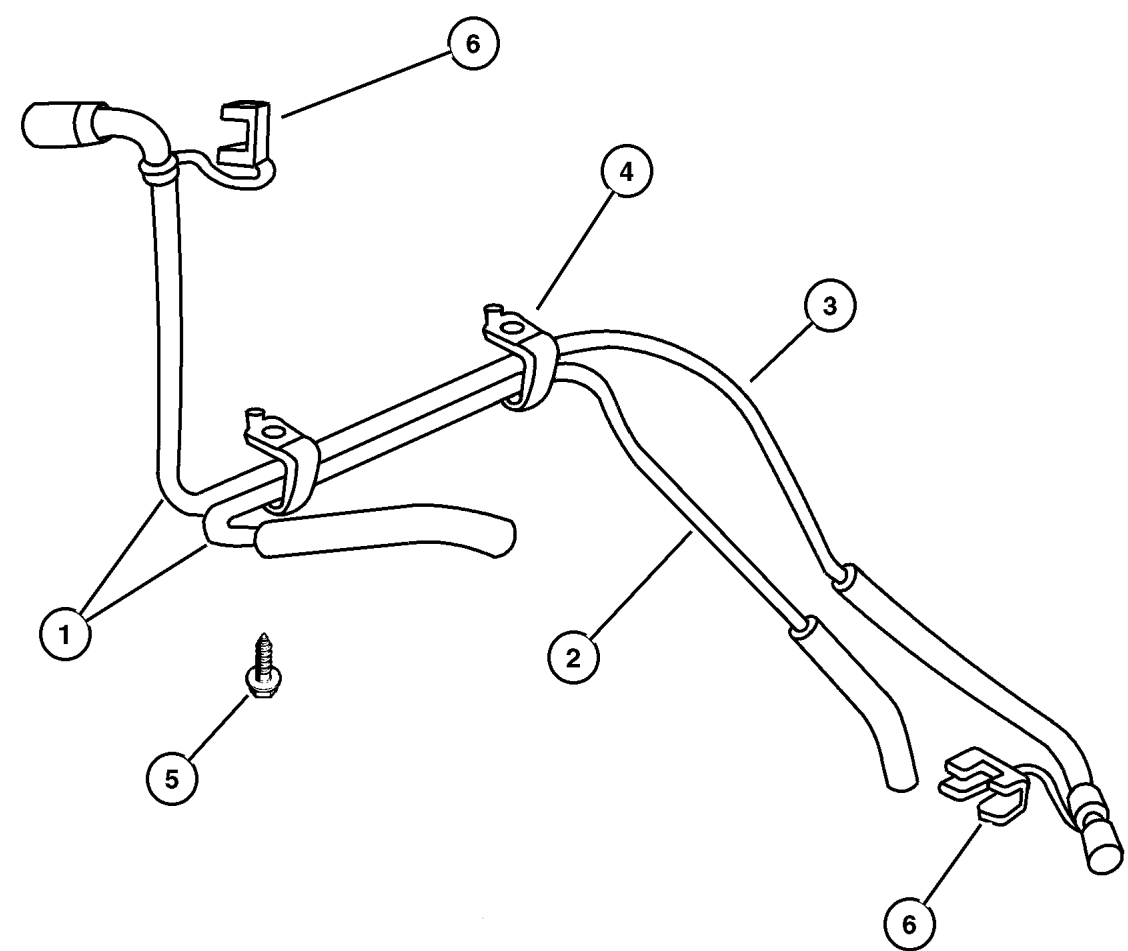
BODY
77=93.4 WB

ENGINE
EPE, EP0 = 2.5L Power Tech
ERH, ER0 = 4.0L Power Tech

TRANSMISSION
DGG, DGD = 32RH 3 Spd. Auto.
DDQ = 5 Spd. Manual
DDD = 5 Speed HD Manual
DGO = Auto Trans.
DBB = Manual Trans.
DDO = All 5 Speed Manual

**Fuel Lines, Front 2.5L (EPE) Engine
Figure 014-310**

ITEM	PART NUMBER	QTY	LINE	SERIES	BODY	ENGINE	TRANS	DESCRIPTION
NOTE: EP0=All 2.5L Gas Engines manual, 12 Disc Magazine.								
1	#52100 278AG	1				EP0		BUNDLE, Fuel Line
2	52127 628AB	1				EP0		TUBE, Fuel
3								TUBE, Fuel Vapor, Serviced in Fuel Bundle, (NOT SERVICED)
4								CLIP, Fuel Line, (NOT SERVICED)
5	6101 786	2				EP0		SCREW, Self Tapping, M6x1x15
6	5212 7788	2				EP0		CLIP, Fuel Line



JEEP WRANGLER (TJ)				
SERIES	LINE	BODY	ENGINE	TRANSMISSION
H=Sport	J = Wrangler 4WD	77=93.4 WB	EPE, EP0 = 2.5L Power Tech	DGG, DGD = 32RH 3 Spd. Auto.
L=SE	U = Wrangler 4WD (RHD)		ERH, ER0 = 4.0L Power Tech	DDQ = 5 Spd. Manual
P=Sahara				DDD = 5 Speed HD Manual
				DG0 = Auto Trans.
				DBB = Manual Trans.
				DD0 = All 5 Speed Manual

AR = Use as required - = Non illustrated part # = New this model year

February 6, 2002

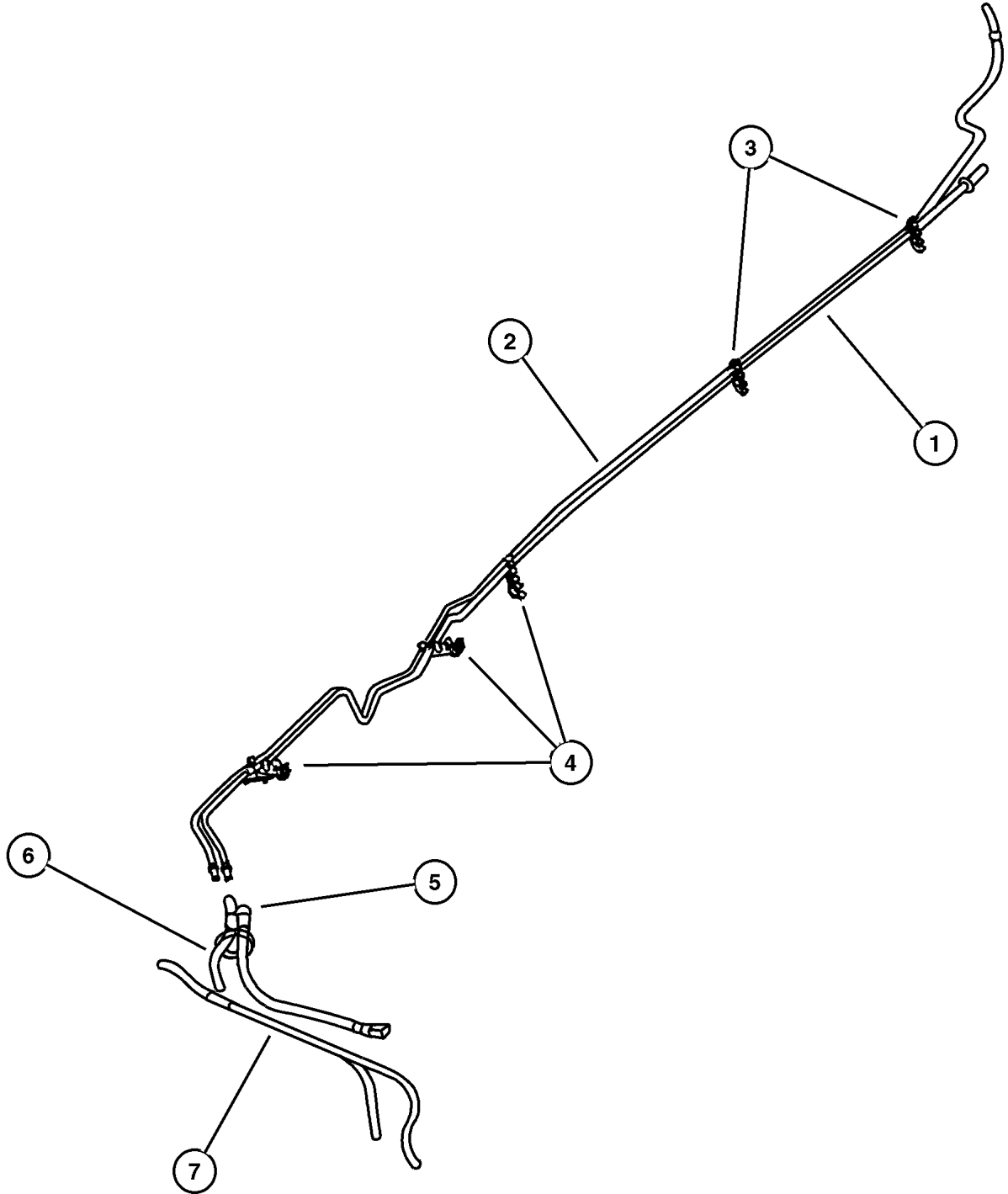
**Fuel Lines, Rear 2.5L (EPE) Engine
Figure 014-320**

ITEM	PART NUMBER	QTY	LINE	SERIES	BODY	ENGINE	TRANS	DESCRIPTION
------	-------------	-----	------	--------	------	--------	-------	-------------

NOTE:EPO= All 2.5L Gas Engines manual, 12 Disc Magazine.

ERO= All 4.0L Gas Engines manual, 12 Disc Magazine.

1	5212 7502	1				EPO, ERO		TUBE, Fuel Supply
2	5212 7601	1				EPO, ERO		TUBE, Fuel Vapor
3	3420 2371	2				EPO, ERO		CLIP, Quad Tubes
4	5200 7995	3				EPO, ERO		CLIP, Five Way Fastener
5	5210 0167	1				EPO, ERO		BUNDLE, Fuel Line
6	HFV0 0316	1				EPO, ERO		HOSE, Fuel And Vapor, 25 Foot Roll 3/ 16"
7	52100 185AB	1				EPO, ERO		HOSE, Fuel Vapor



JEEP WRANGLER (TJ)

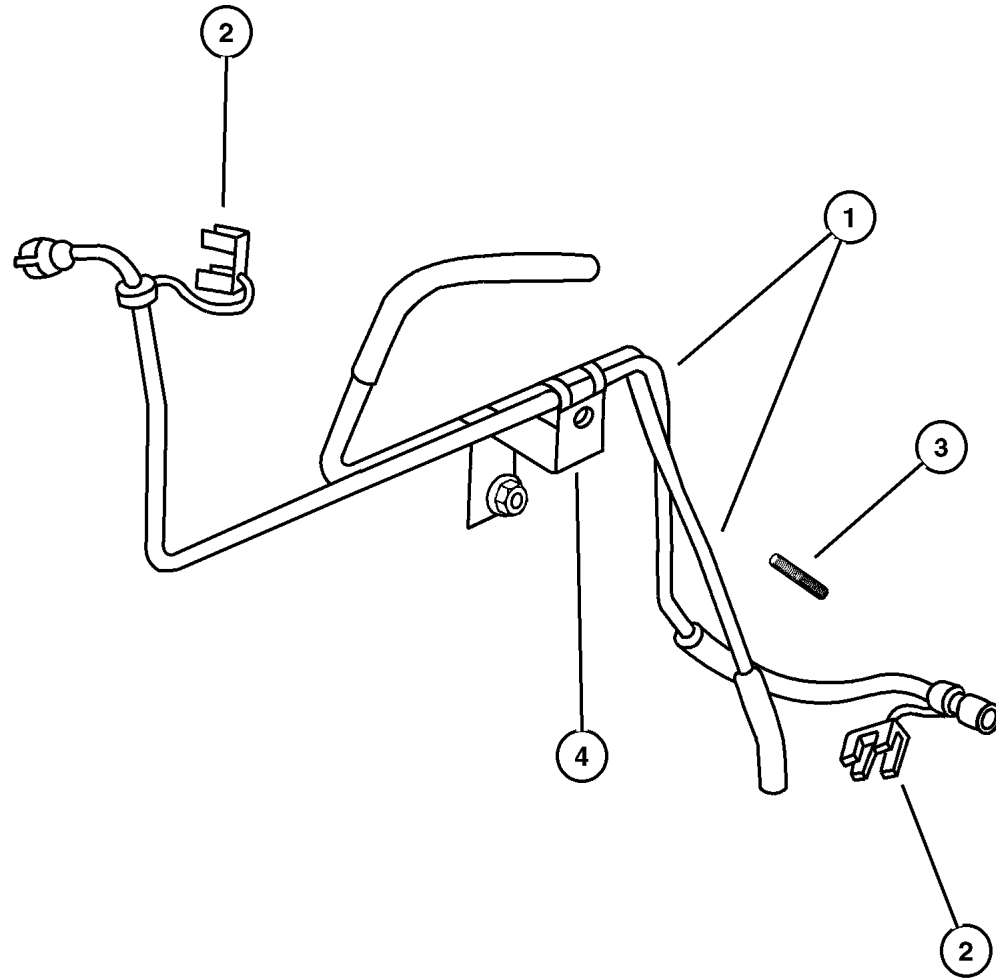
SERIES	LINE	BODY	ENGINE	TRANSMISSION
H=Sport	J = Wrangler 4WD	77=93.4 WB	EPE, EP0 = 2.5L Power Tech	DGG, DGD = 32RH 3 Spd. Auto.
L=SE	U = Wrangler 4WD (RHD)		ERH, ER0 = 4.0L Power Tech	DDQ = 5 Spd. Manual
P=Sahara				DDD = 5 Speed HD Manual
				DG0 = Auto Trans.
				DBB = Manual Trans.
				DDO = All 5 Speed Manual

AR = Use as required - = Non illustrated part # = New this model year

February 6, 2002

Fuel Lines, Front 4.0L Engine
Figure 014-335

ITEM	PART NUMBER	QTY	LINE	SERIES	BODY	ENGINE	TRANS	DESCRIPTION
Note: ERO= All 4.0L Gas Engines manual, 12 Disc Magazine.								
1	#52100 272AH	1				ERO		BUNDLE, Fuel Line
2	5212 7788	2				ERO		CLIP, Fuel Line
3	6505 600AA	1				ERO		STUD
4								BRACKET, (NOT SERVICED)

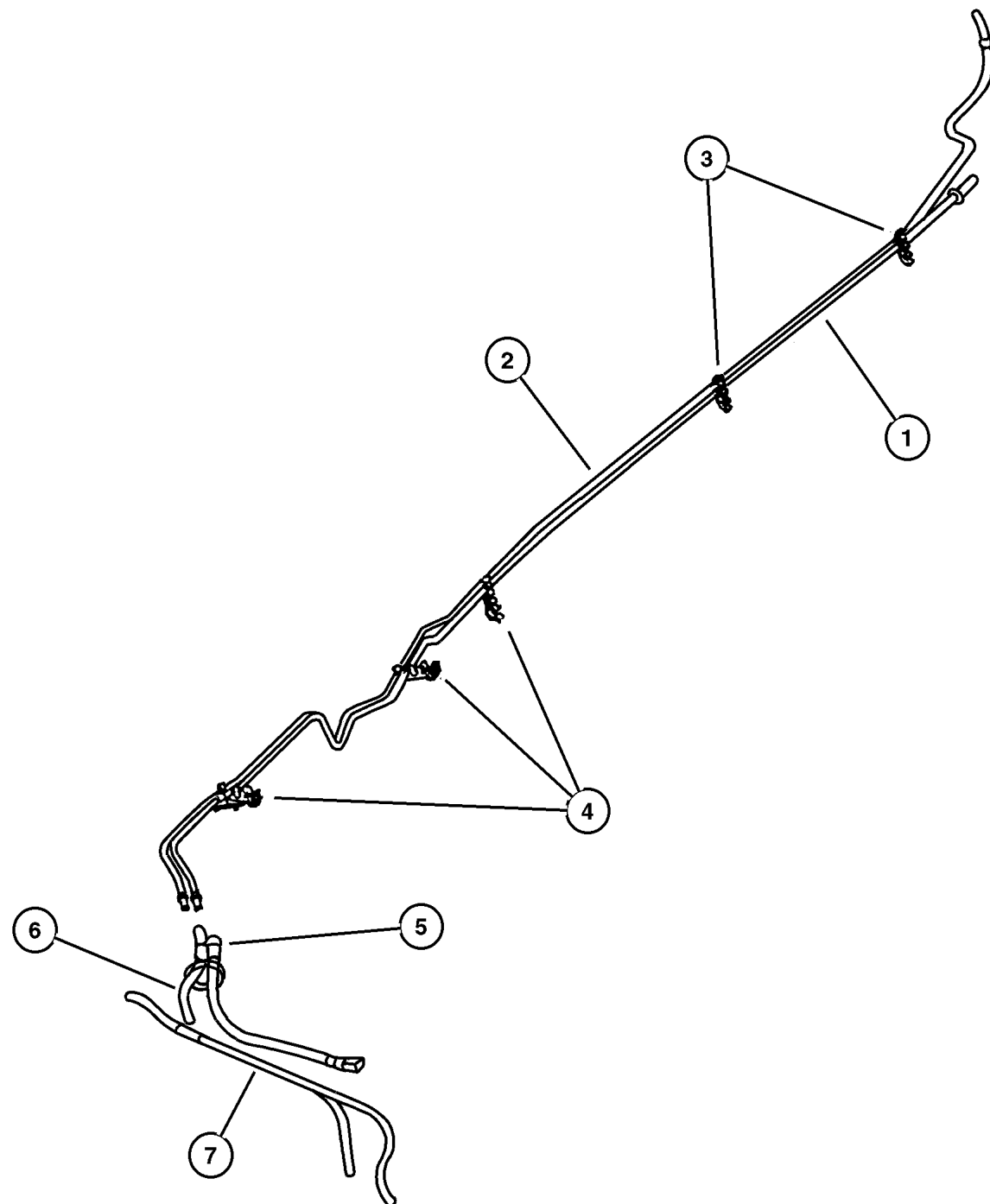


JEEP WRANGLER (TJ)				
SERIES	LINE	BODY	ENGINE	TRANSMISSION
H=Sport	J = Wrangler 4WD	77=93.4 WB	EPE, EP0 = 2.5L Power Tech	DGG, DGD = 32RH 3 Spd. Auto.
L=SE	U = Wrangler 4WD (RHD)		ERH, ER0 = 4.0L Power Tech	DDQ = 5 Spd. Manual
P=Sahara				DDD = 5 Speed HD Manual
				DG0 = Auto Trans.
				DBB = Manual Trans.
				DDO = All 5 Speed Manual

AR = Use as required - = Non illustrated part # = New this model year

February 6, 2002

Fuel Lines, Rear 4.0L (ERH) Engine Figure 014-340



ITEM	PART NUMBER	QTY	LINE	SERIES	BODY	ENGINE	TRANS	DESCRIPTION
------	-------------	-----	------	--------	------	--------	-------	-------------

NOTE: ER0=All 4.0L Engines manual, 12 Disc Magazine.
EPO= All 2.5L Gas Engines manual, 12 Disc Magazine.

1	5212 7502	1				EPO, ER0		TUBE, Fuel Supply
2	5212 7601	1				EPO, ER0		TUBE, Fuel Vapor
3	3420 2371	2				EPO, ER0		CLIP, Quad Tubes
4	5200 7995	3				EPO, ER0		CLIP, Five Way Fastener
5	5210 0167	1				EPO, ER0		BUNDLE, Fuel Line
6	HFV0 0316	1				EPO, ER0		HOSE, Fuel And Vapor, 25 Foot Roll 3/ 16"
7	52100 185AB	1				EPO, ER0		HOSE, Fuel Vapor

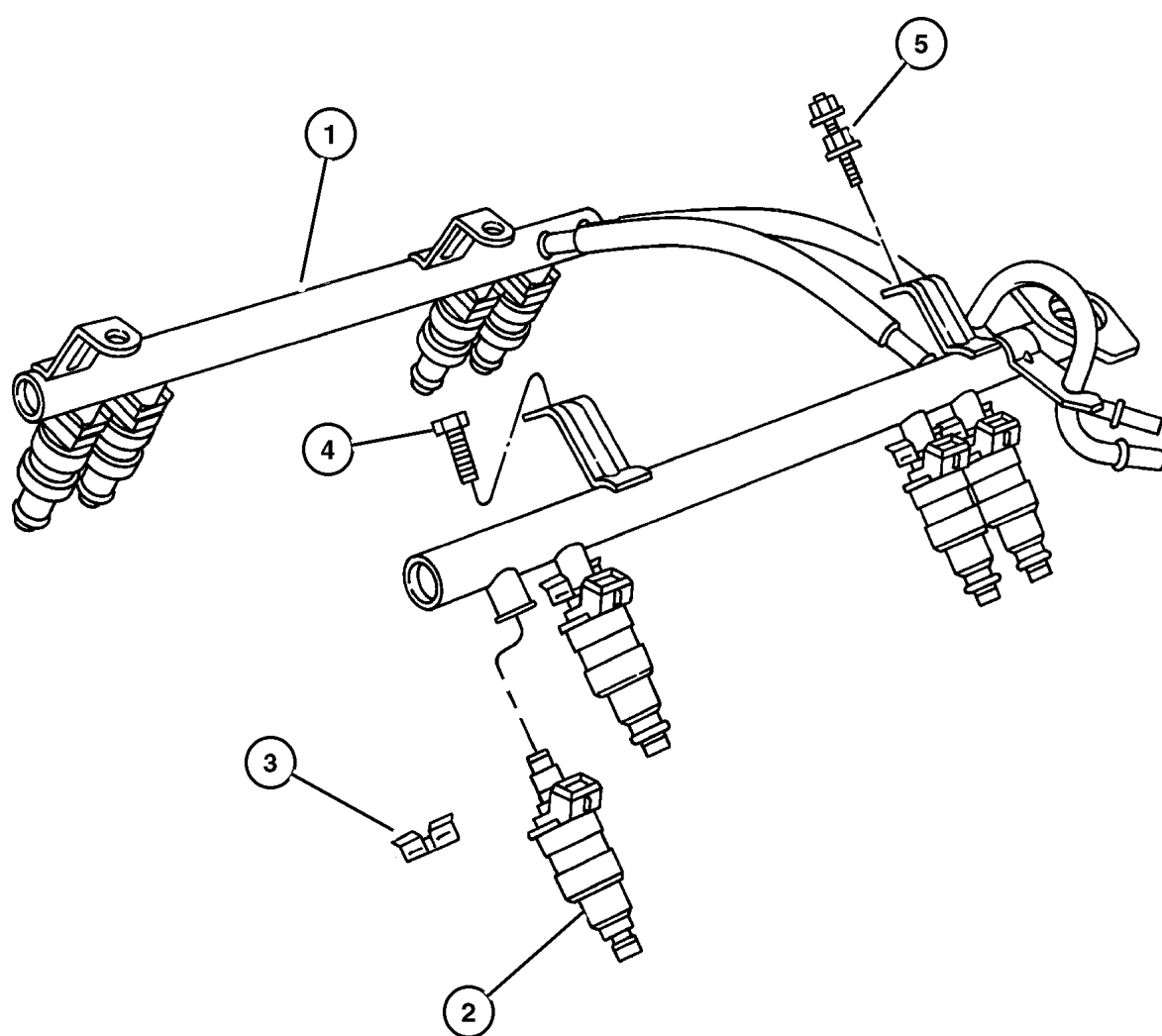
JEEP WRANGLER (TJ)		BODY	ENGINE	TRANSMISSION
SERIES	LINE	77=93.4 WB	EPE, EP0 = 2.5L Power Tech ERH, ER0 = 4.0L Power Tech	DGG, DGD = 32RH 3 Spd. Auto. DDQ = 5 Spd. Manual DDD = 5 Speed HD Manual DGO = Auto Trans. DBB = Manual Trans. DDO = All 5 Speed Manual
H=Sport	J = Wrangler 4WD			
L=SE	U = Wrangler 4WD (RHD)			
P=Sahara				

AR = Use as required - = Non illustrated part # = New this model year

February 6, 2002

**Fuel Injection System 2.5L (EPE), 4.0L (ERH) Engine
Figure 014-410**

ITEM	PART NUMBER	QTY	LINE	SERIES	BODY	ENGINE	TRANS	DESCRIPTION
NOTE: EP0=All 2.5L Gas Engines ER0=All 4.0L Engines manual, 12 Disc Magazine.								
1	5013 157AA	1				EP0		RAIL, Fuel
	5014 496AA	1				ER0		
2								INJECTOR, Fuel
	4854 181	6				ER0		
	5303 0778	4				EP0		
3								CLIP, Fuel Injector
	4418 257	4				EP0		
		6				ER0		
4	6501 979	3				ER0		SCREW AND WASHER, Hex Head, M6x1x17
5	6502 086	2				EP0		STUD
-6	6502 647	2				ER0		STUD, M6x1.00x44
-7								CAP
	5018 781AA	1				EP0		Diagnostic Port
		1				ER0		Diagnostic Port

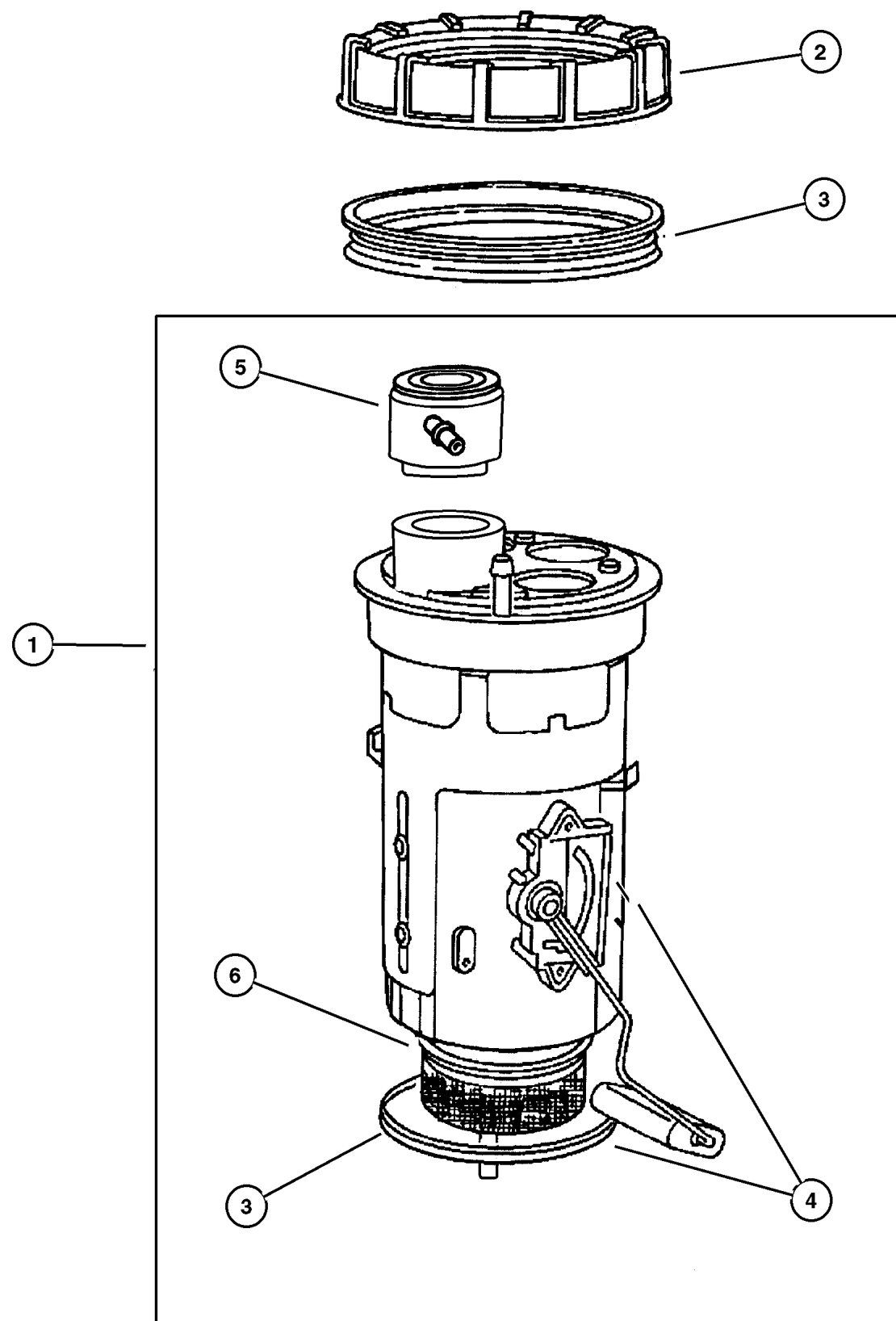


JEEP WRANGLER (TJ)				
SERIES	LINE	BODY	ENGINE	TRANSMISSION
H=Sport	J = Wrangler 4WD	77=93.4 WB	EPE, EP0 = 2.5L Power Tech	DGG, DGD = 32RH 3 Spd. Auto.
L=SE	U = Wrangler 4WD (RHD)		ERH, ER0 = 4.0L Power Tech	DDQ = 5 Spd. Manual
P=Sahara				DDD = 5 Speed HD Manual
				DG0 = Auto Trans.
				DBB = Manual Trans.
				DD0 = All 5 Speed Manual

AR = Use as required - = Non illustrated part # = New this model year

February 6, 2002

Fuel Module 2.5L (EPE), 4.0L (ERH) Engine
Figure 014-510



ITEM	PART NUMBER	QTY	LINE	SERIES	BODY	ENGINE	TRANS	DESCRIPTION
NOTE: EP0=All 2.5L Gas Engines ER0=All 4.0L Engines manual, 12 Disc Magazine.								
1	5012 952AB	1				EP0, ER0		MODULE PACKAGE, Fuel Tank, 19 Gallon
2	5200 5389	1				EP0, ER0		NUT, Fuel Pump Module
3	5201 8808	1				EP0, ER0		SEAL, Fuel Pump and Level Unit
4	4897 757AC	1				EP0, ER0		LEVEL UNIT PACKAGE, Fuel, 19 Gallon
5	4798 301	1				EP0, ER0		FILTER, Fuel
6								FILTER, Fuel Module, Serviced in Module Assembly, (NOT SERVICED)

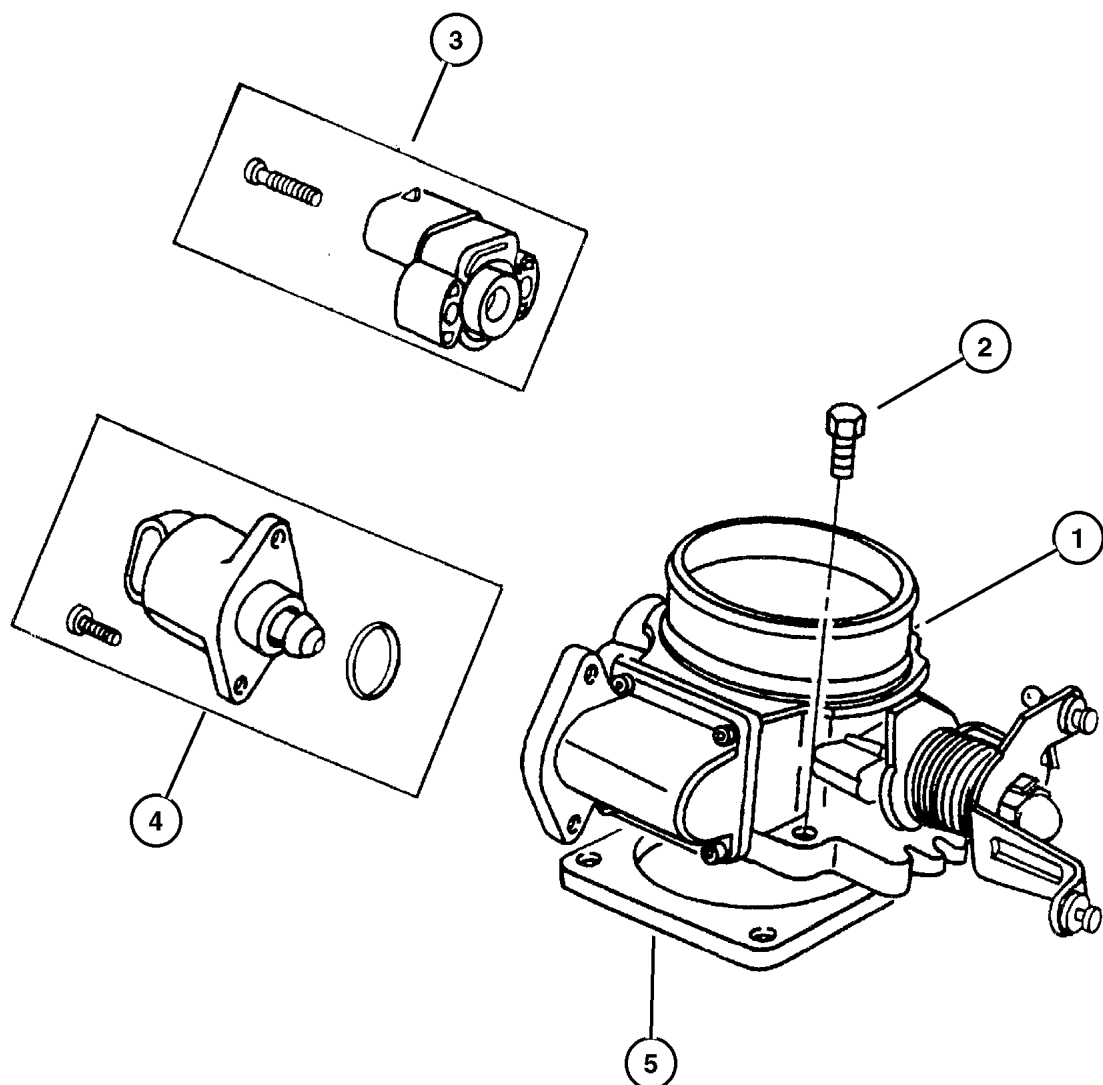
JEEP WRANGLER (TJ)

SERIES	LINE	BODY	ENGINE	TRANSMISSION
H=Sport	J = Wrangler 4WD	77=93.4 WB	EPE, EP0 = 2.5L Power Tech	DGG, DGD = 32RH 3 Spd. Auto.
L=SE	U = Wrangler 4WD (RHD)		ERH, ER0 = 4.0L Power Tech	DDQ = 5 Spd. Manual
P=Sahara				DDD = 5 Speed HD Manual
				DG0 = Auto Trans.
				DBB = Manual Trans.
				DD0 = All 5 Speed Manual

AR = Use as required - = Non illustrated part # = New this model year

February 6, 2002

**Throttle Body 2.5L (EPE), 4.0L (ERH) Engine
Figure 014-610**



ITEM	PART NUMBER	QTY	LINE	SERIES	BODY	ENGINE	TRANS	DESCRIPTION
NOTE: EP0=All 2.5L Gas Engines ER0=All 4.0L Engines manual, 12 Disc Magazine.								
1								THROTTLE BODY
	53032 016AD	1				EP0		
	53032 023AC	1				ER0		
2	6503 929	4				EP0,		SCREW AND WASHER, Coned Pilot,
						ER0		M6x1x30
3								SENSOR, Throttle Position
	4874 371AC	1				ER0		
		1				EP0		
4								MOTOR, Air Idle Speed
	4874 373AB	1				ER0		
		1				EP0		
5	5300 7543	1				EP0,		GASKET, Throttle Body
						ER0		

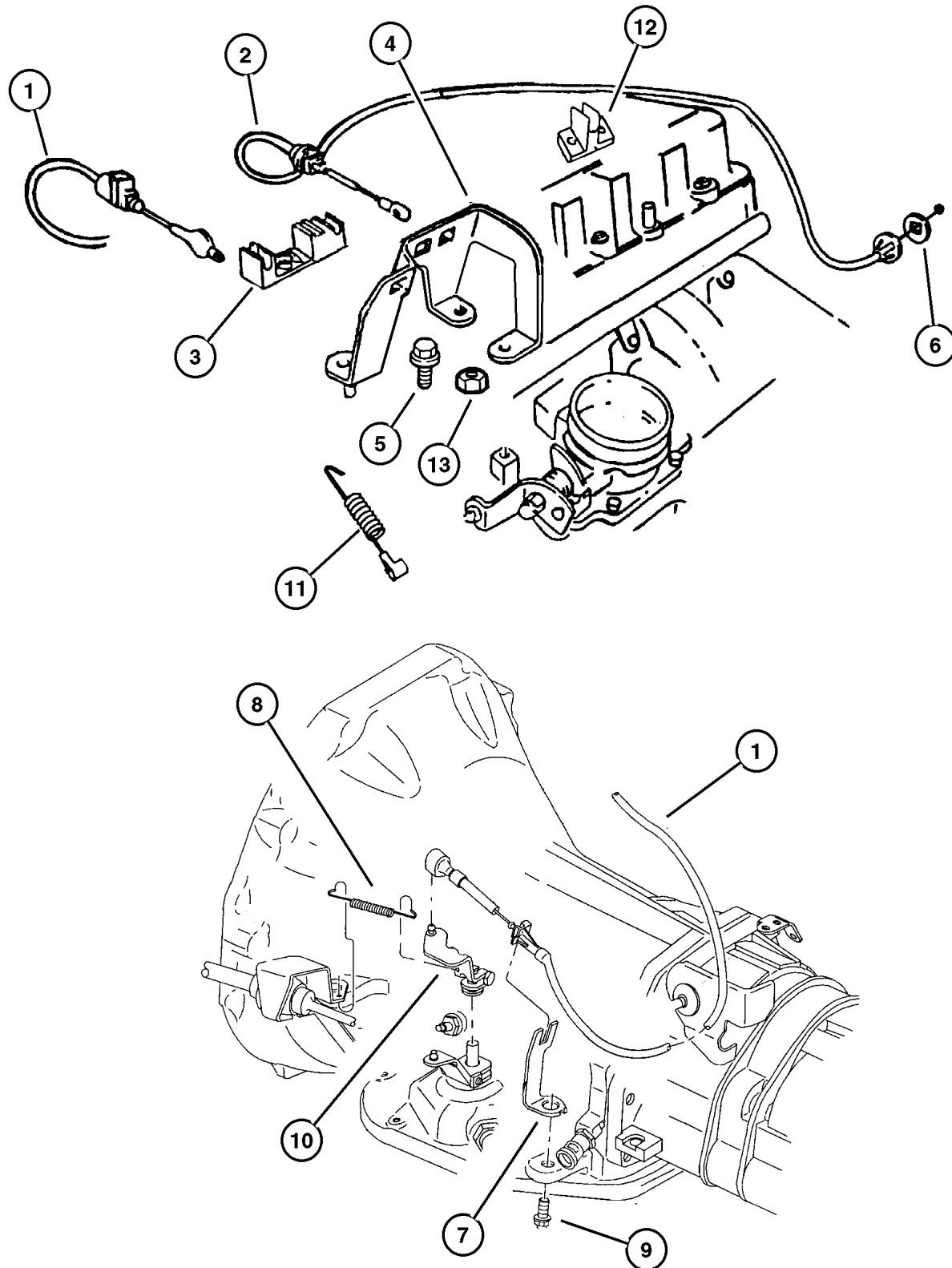
JEEP WRANGLER (TJ)

SERIES	LINE	BODY	ENGINE	TRANSMISSION
H=Sport	J = Wrangler 4WD	77=93.4 WB	EPE, EP0 = 2.5L Power Tech	DGG, DGD = 32RH 3 Spd. Auto.
L=SE	U = Wrangler 4WD (RHD)		ERH, ER0 = 4.0L Power Tech	DDQ = 5 Spd. Manual
P=Sahara				DDD = 5 Speed HD Manual
				DG0 = Auto Trans.
				DBB = Manual Trans.
				DD0 = All 5 Speed Manual

AR = Use as required - = Non illustrated part # = New this model year

February 6, 2002

**Throttle Controls 2.5L (EPE), 4.0L (ERH) Engine
Figure 014-710**



ITEM	PART NUMBER	QTY	LINE	SERIES	BODY	ENGINE	TRANS	DESCRIPTION
Note; Sales Codes manual, 12 Disc Magazine.								
[DBB]= All Manual Transmissions manual, 12 Disc Magazine.								
[DG0]= All Automatic Transmissions manual, 12 Disc Magazine.								
[EP0]= All 2.5L, 4 Cylinder Gas Engines manual, 12 Disc Magazine.								
[ER0]= All 4.0L, 6 Cylinder Gas Engines manual, 12 Disc Magazine.								
1	52104 352AA	1				EP0, ER0	DG0	CABLE, Throttle Valve
2	4854 137	1				EP0, ER0		CABLE, Accelerator
3								GUIDE, Accelerator Cable
4	5207 9029	1				ER0		BRACKET, Accelerator Cable
	5300 7620	1				EP0		
5	5300 7485	1				EP0		SCREW AND WASHER, Hex Head, M6x1x17
	53013 160AA	1				ER0		
6	6501 979	3				ER0		PLUG, Access Hole, (NOT REQUIRED)
		2				EP0		
7	5207 8867	1				EP0, ER0	DG0	BRACKET, Cable
8	5300 9055	1				EP0, ER0	DG0	SPRING, Throttle Valve Return
9	0181 112	1				EP0, ER0	DG0	SCREW AND WASHER, .375-16x1.00
10	52078 723AB	1				EP0, ER0	DG0	LEVER, Throttle Valve
11	52078 102AB	1				EP0, ER0	DBB	SPRING, Throttle Return
12	5207 8987	1	J			ER0		GUIDE, Accelerator Cable
13	6100 047	1				EP0		NUT AND WASHER, Hex Nut-Coned Washer, M6 x 1.00

JEEP WRANGLER (TJ)

SERIES
H=Sport
L=SE
P=Sahara

LINE
J = Wrangler 4WD
U = Wrangler 4WD (RHD)

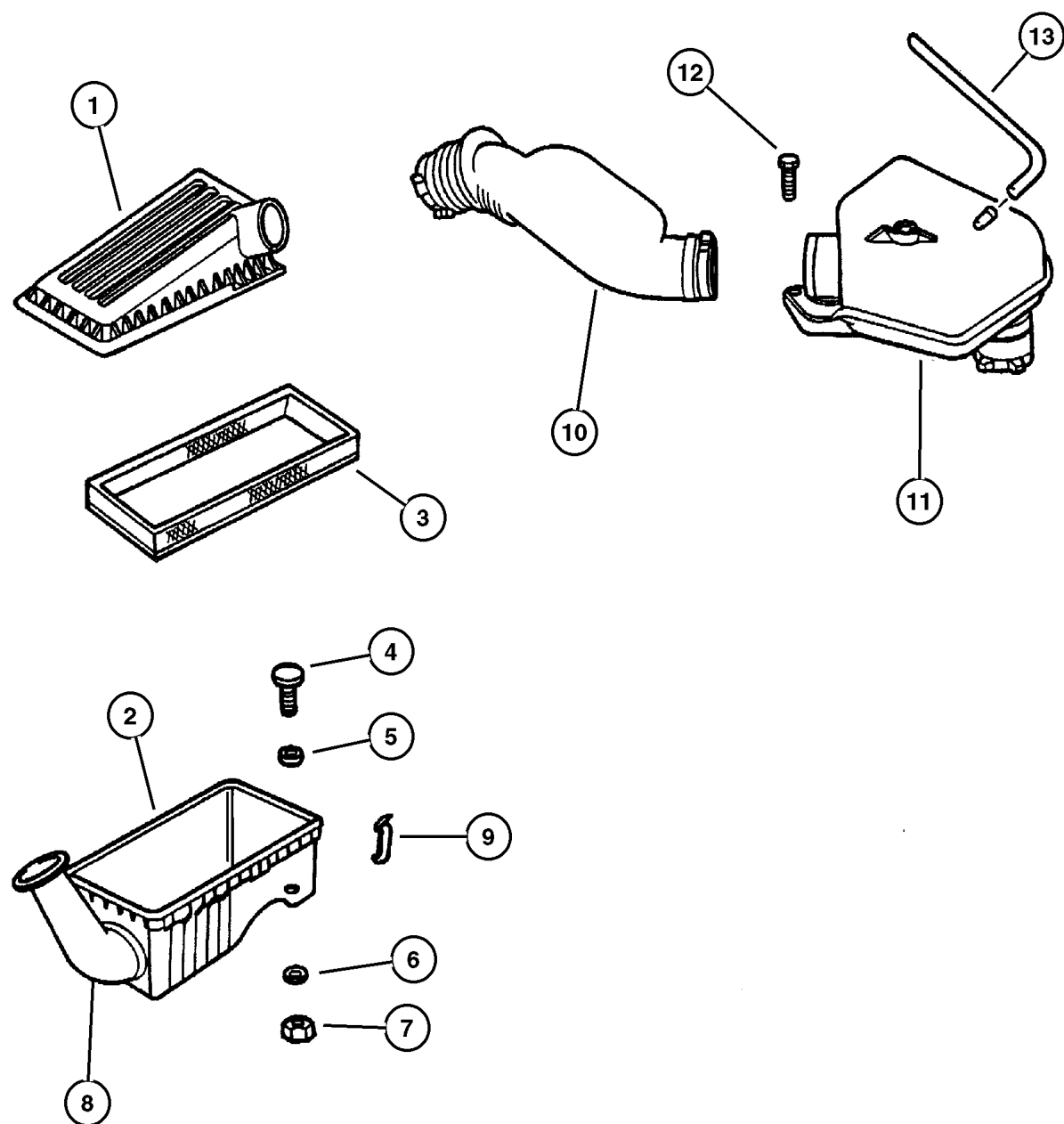
BODY
77=93.4 WB

ENGINE
EPE, EP0 = 2.5L Power Tech
ERH, ER0 = 4.0L Power Tech

TRANSMISSION
DGG, DGD = 32RH 3 Spd. Auto.
DDQ = 5 Spd. Manual
DDD = 5 Speed HD Manual
DG0 = Auto Trans.
DBB = Manual Trans.
DD0 = All 5 Speed Manual

**Air Cleaner 2.5L (EPE), 4.0L (ERH) Engine
Figure 014-810**

ITEM	PART NUMBER	QTY	LINE	SERIES	BODY	ENGINE	TRANS	DESCRIPTION
NOTE: EP0=All 2.5L Gas Engines ER0=All 4.0L Engines manual, 12 Disc Magazine.								
1	4797 775	1				EP0, ER0		COVER, Air Cleaner
2	4797 776	1				EP0, ER0		BODY, Air Cleaner
3	4797 777	1				EP0, ER0		FILTER, Air
4	4797 779	3				EP0, ER0		STUD
5	4797 778	3				EP0, ER0		GROMMET, Air Cleaner Bracket
6	4797 781	3				EP0, ER0		WASHER
7	3420 1358	3				EP0, ER0		NUT AND WASHER, Hex Nut-Sealing Washer, M6 x 1.00
8	4797 782	1				EP0, ER0		DUCT, Air Cleaner
9	4797 836	5				EP0, ER0		CLIP, Air Inlet Grille
10								HOSE, Air Cleaner
	5303 0610	1				EP0		
	5303 0611	1				ER0		
11	5303 0759	1				EP0		RESONATOR, Air Cleaner
12	6504 503	2				EP0		SCREW, Hex Flange Head
13								TUBE, Crankcase Vent Valve
	5303 0614	1				EP0		
	5303 0615	1				ER0		



JEEP WRANGLER (TJ)

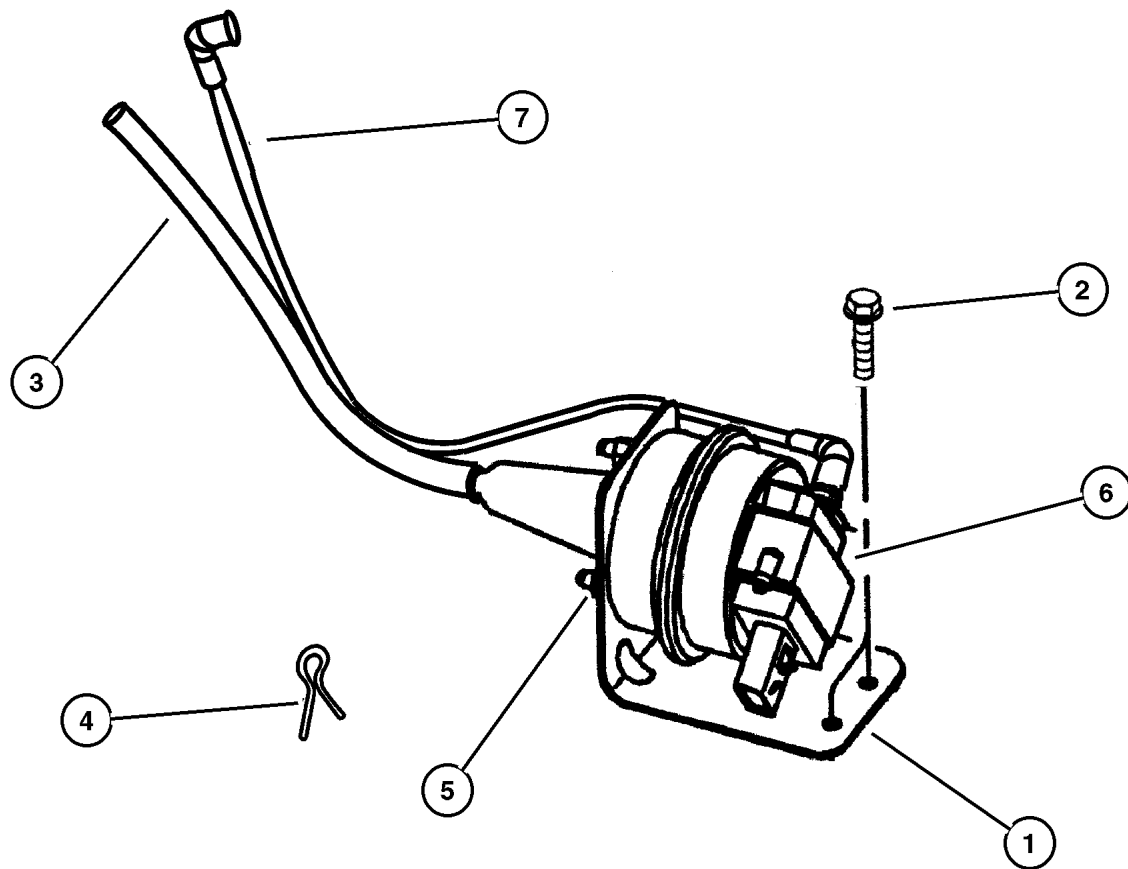
SERIES	LINE	BODY	ENGINE	TRANSMISSION
H=Sport	J = Wrangler 4WD	77=93.4 WB	EPE, EP0 = 2.5L Power Tech	DGG, DGD = 32RH 3 Spd. Auto.
L=SE	U = Wrangler 4WD (RHD)		ERH, ER0 = 4.0L Power Tech	DDQ = 5 Spd. Manual
P=Sahara				DDD = 5 Speed HD Manual
				DG0 = Auto Trans.
				DBB = Manual Trans.
				DD0 = All 5 Speed Manual

AR = Use as required - = Non illustrated part # = New this model year

February 6, 2002

**Speed Control
Figure 014-1010**

ITEM	PART NUMBER	QTY	LINE	SERIES	BODY	ENGINE	TRANS	DESCRIPTION
1								BRACKET, Speed Control Servo
	4854 155	1	J					
	53013 058AA	1	U					
2								SCREW, M6x1.00x20.00, (NOT SERVICED)
3								CABLE, Speed Control
	4854 156	1	J					
	53013 059AA	1	U					
4								CLIP, Cable to Servo Attach
	6025 867	1	J					
		1	U					
5								NUT, Hex Flange Serration, M6x1
	6502 493	2	J					
		2	U					
6								SERVO, Speed Control
	4669 979	1	J					
		1	U					
7								HARNESS, Speed Control Vacuum
	53013 010AA	1	J					
	53013 063AA	1	U					



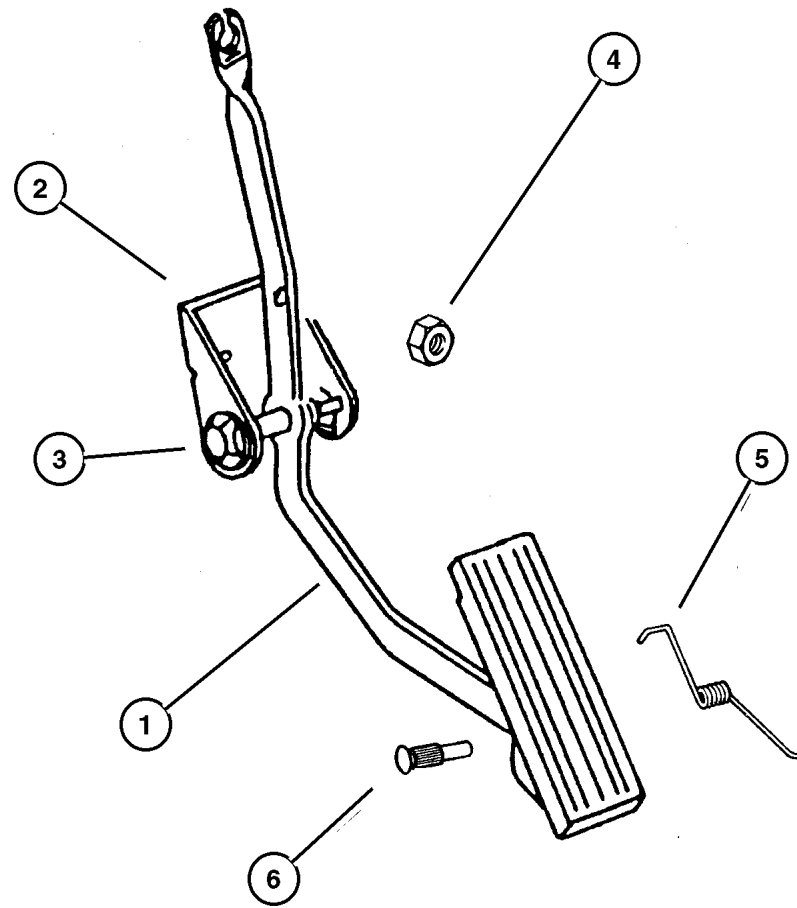
JEEP WRANGLER (TJ)

SERIES	LINE	BODY	ENGINE	TRANSMISSION
H=Sport	J = Wrangler 4WD	77=93.4 WB	EPE, EP0 = 2.5L Power Tech	DGG, DGD = 32RH 3 Spd. Auto.
L=SE	U = Wrangler 4WD (RHD)		ERH, ER0 = 4.0L Power Tech	DDQ = 5 Spd. Manual
P=Sahara				DDD = 5 Speed HD Manual
				DG0 = Auto Trans.
				DBB = Manual Trans.
				DD0 = All 5 Speed Manual

AR = Use as required - = Non illustrated part # = New this model year

February 6, 2002

**Accelerator Pedal 2.5L (EPE), 4.0L (ERH) Engine
Figure 014-1110**



ITEM	PART NUMBER	QTY	LINE	SERIES	BODY	ENGINE	TRANS	DESCRIPTION
NOTE: EP0=All 2.5L Gas Engines ER0=All 4.0L Engines manual, 12 Disc Magazine.								
1								PEDAL, Accelerator
	5207 8714	1	J			EP0, ER0		
	5207 8715	1	U			EP0, ER0		
2								BRACKET, Accelerator Cable, Serviced in Pedal Assembly, (NOT SERVICED)
3								BUSHING, Accelerator Pedal
	5207 8653	2	J			EP0, ER0		
		2	U			EP0, ER0		
4	3420 1680	2						NUT, Hex Flange, M6x1
5								SPRING, Torsion
	5303 0874	1	J			EP0, ER0		
		1	U			EP0, ER0		
6								PIN, Accelerator Pedal Mtg.
	5207 9019	1	J			EP0, ER0		
		1	U			EP0, ER0		

JEEP WRANGLER (TJ)

SERIES	LINE	BODY	ENGINE	TRANSMISSION
H=Sport	J = Wrangler 4WD	77=93.4 WB	EPE, EP0 = 2.5L Power Tech	DGG, DGD = 32RH 3 Spd. Auto.
L=SE	U = Wrangler 4WD (RHD)		ERH, ER0 = 4.0L Power Tech	DDQ = 5 Spd. Manual
P=Sahara				DDD = 5 Speed HD Manual
				DG0 = Auto Trans.
				DBB = Manual Trans.
				DD0 = All 5 Speed Manual

AR = Use as required - = Non illustrated part # = New this model year

February 6, 2002

Group - 016

Propeller Shafts and U-Joints

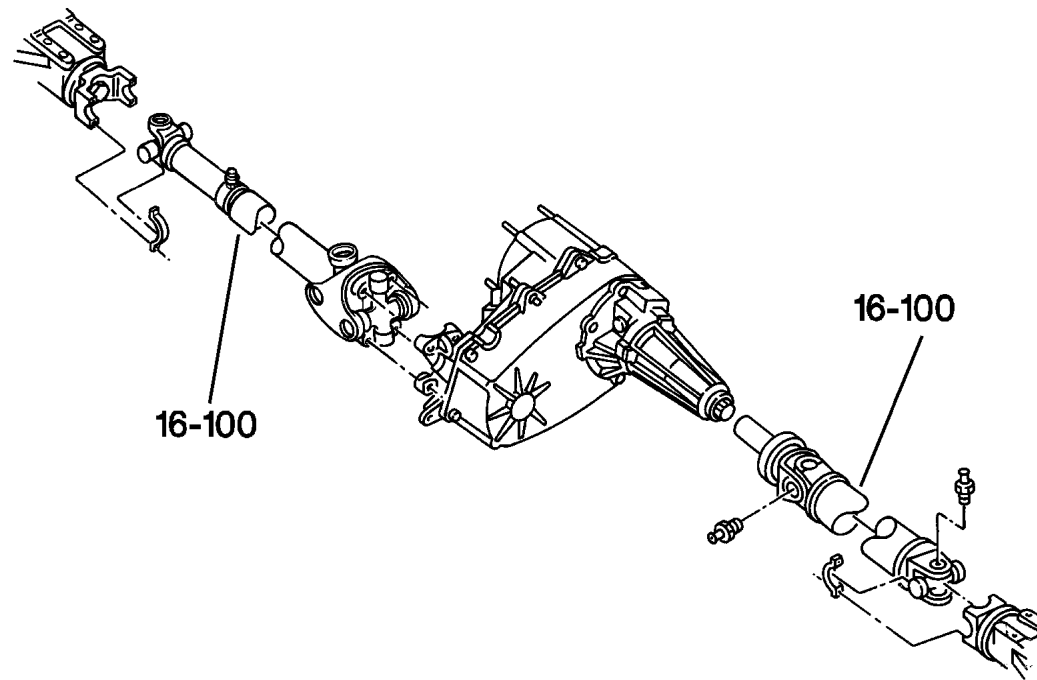
GROUP 16 - Propeller Shafts and U-Joints

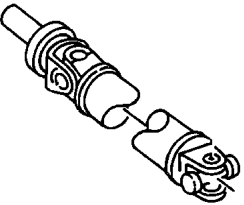
Illustration Title

Group-Fig. No.

Propeller Shaft

Propshaft Fig. 016-110



<p>016-100 Propeller Shaft</p> 			
---	--	--	--

Propshaft Figure 016-110

ITEM	PART NUMBER	QTY	LINE	SERIES	BODY	ENGINE	TRANS	DESCRIPTION
------	-------------	-----	------	--------	------	--------	-------	-------------

Note: Sales Codes; manual, 12 Disc Magazine.
 [DBB]=Transmissions - All Manual manual, 12 Disc Magazine.
 [DG0]=Transmissions - All Automatic manual, 12 Disc Magazine.
 [DRJ]=Axle - Rear,Dana M35/194MM manual, 12 Disc Magazine.
 [DRK]=Axle - Rear,Dana 44/226MM manual, 12 Disc Magazine.
 [EP0]=Engines - All 2.5L 4 Cylinder Gas manual, 12 Disc Magazine.
 [ER0]=Engines - All 4.0L 6 Cylinder Gas manual, 12 Disc Magazine.

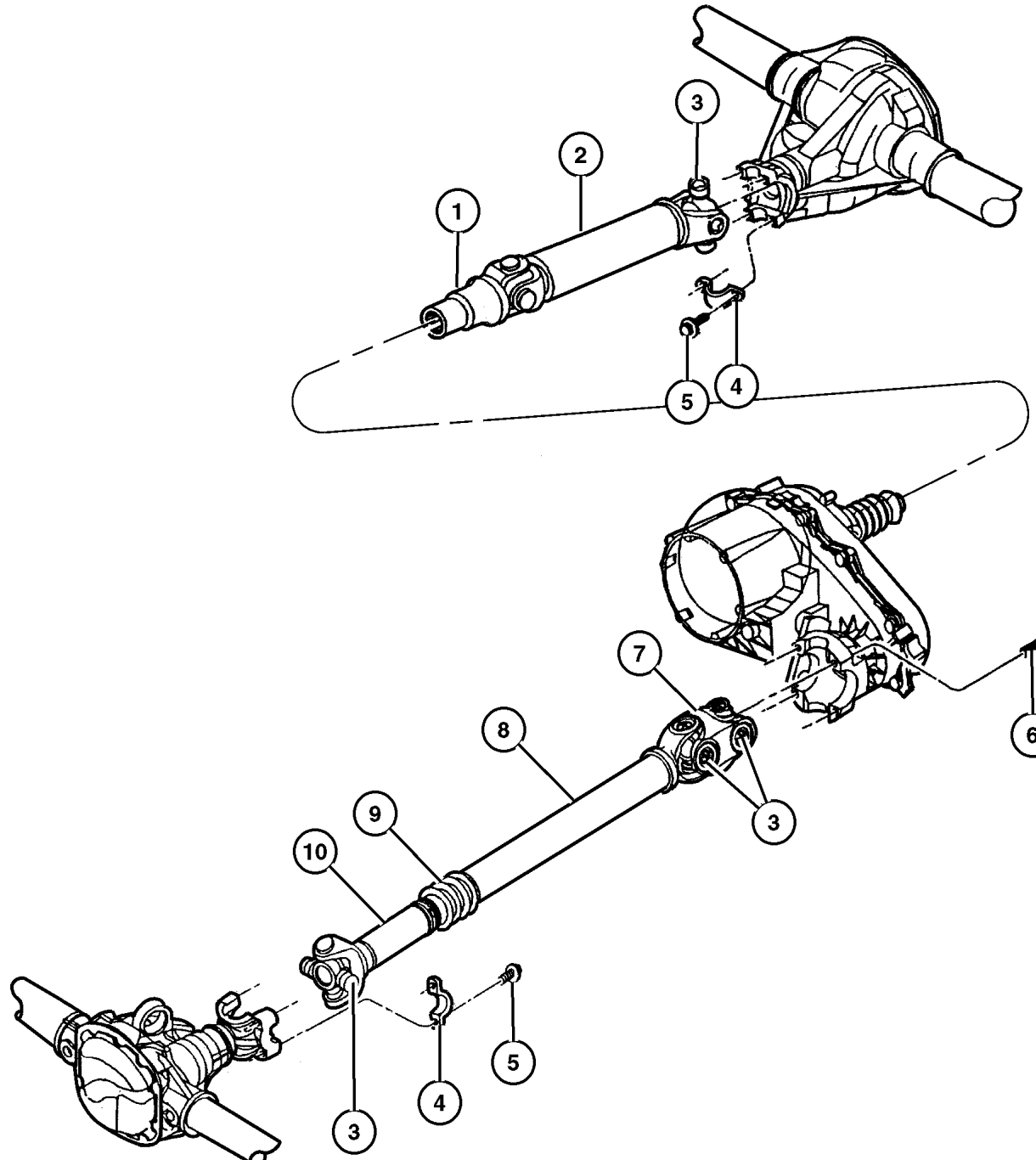
1	4882 714	1				EP0		YOKE, Drive Shaft Rear Drive Shaft Front, Rear
		1				ER0	DG0	Rear Drive Shaft Front, Rear
		1				ER0	DBB	Rear Drive Shaft Front, Rear
2	52098 783AB	1				EP0		SHAFT, Drive +DRJ, Rear
	52098 784AB	1				ER0	DG0	+DRJ, Rear
	52098 785AB	1				ER0	DBB	+DRJ, Rear
	52098 787AB	1				EP0		+DRK, Rear
		1				ER0	DG0	+DRK, Rear
		1				ER0	DBB	+DRK, Rear
3	4882 793	2				EP0		U JOINT
		2				ER0	DG0	
		2				ER0	DBB	
4	J324 0553	2						STRAP, Prop Shaft
5	J400 6928	4						BOLT, Front Prop Shaft Front and Rear Prop Shaft Rear Mounting
6	#6036 147AA	4						BOLT, .312-24x1.170, Front Prop Shaft Rear Mounting
7	J813 0296	1				EP0		YOKE, Drive Shaft Front
		1				ER0	DG0	Front
8	52098 378AB	1				EP0		SHAFT, Drive Front
		1				ER0	DG0	Front
	52098 377AB	1				ER0	DBB	Front
9	5012 793AA	1				EP0		BOOT, Drive Shaft Front
		1				ER0	DG0	Front
		1				ER0	DBB	Front
10	#5016 375AA	1				EP0		YOKE, Drive Shaft Front
		1				ER0	DG0	Front
		1				ER0	DBB	Front
-11								RING, U Joint

JEEP WRANGLER (TJ)

SERIES	LINE	BODY	ENGINE	TRANSMISSION
H=Sport	J = Wrangler 4WD	77=93.4 WB	EPE, EP0 = 2.5L Power Tech	DGG, DGD = 32RH 3 Spd. Auto.
L=SE	U = Wrangler 4WD (RHD)		ERH, ER0 = 4.0L Power Tech	DDQ = 5 Spd. Manual
P=Sahara				DDD = 5 Speed HD Manual
				DG0 = Auto Trans.
				DBB = Manual Trans.
				DD0 = All 5 Speed Manual

AR = Use as required - = Non illustrated part # = New this model year

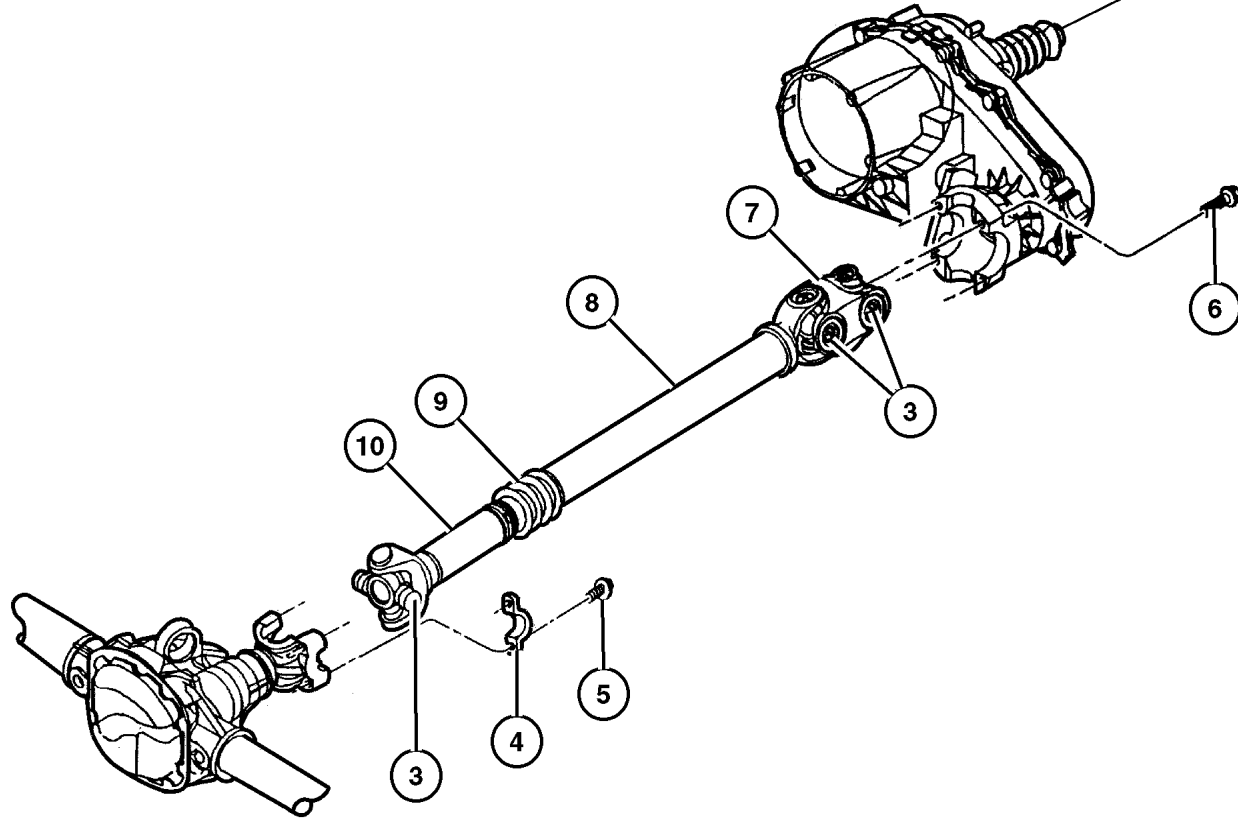
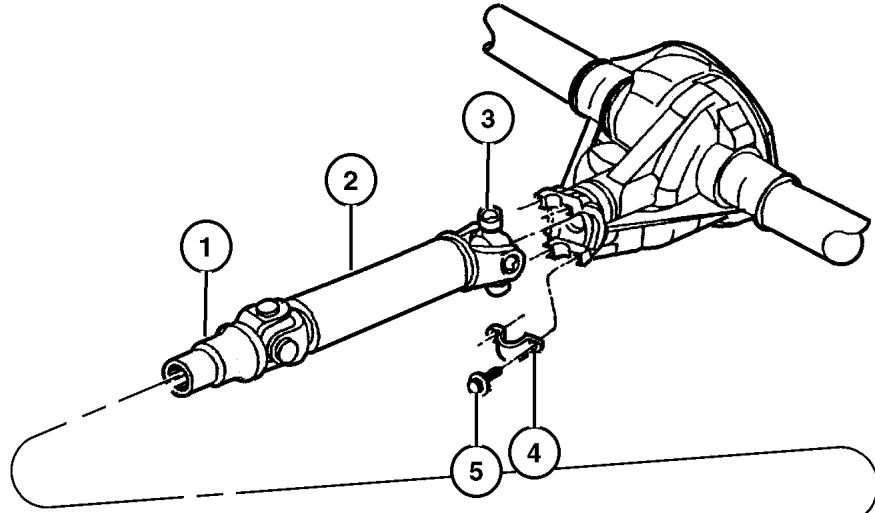
February 6, 2002



Propshaft Figure 016-110

ITEM	PART NUMBER	QTY	LINE	SERIES	BODY	ENGINE	TRANS	DESCRIPTION
------	-------------	-----	------	--------	------	--------	-------	-------------

	J320 7886	4				EPO		
		4				ER0	DGO	
		4				ER0	DBB	



JEEP WRANGLER (TJ)

SERIES	LINE	BODY	ENGINE	TRANSMISSION
H=Sport	J = Wrangler 4WD	77=93.4 WB	EPE, EP0 = 2.5L Power Tech	DGG, DGD = 32RH 3 Spd. Auto.
L=SE	U = Wrangler 4WD (RHD)		ERH, ER0 = 4.0L Power Tech	DDQ = 5 Spd. Manual
P=Sahara				DDD = 5 Speed HD Manual
				DGO = Auto Trans.
				DBB = Manual Trans.
				DDO = All 5 Speed Manual

AR = Use as required - = Non illustrated part # = New this model year

February 6, 2002

Group - 017

Rear Suspension

GROUP 17 - Rear Suspension

Illustration Title

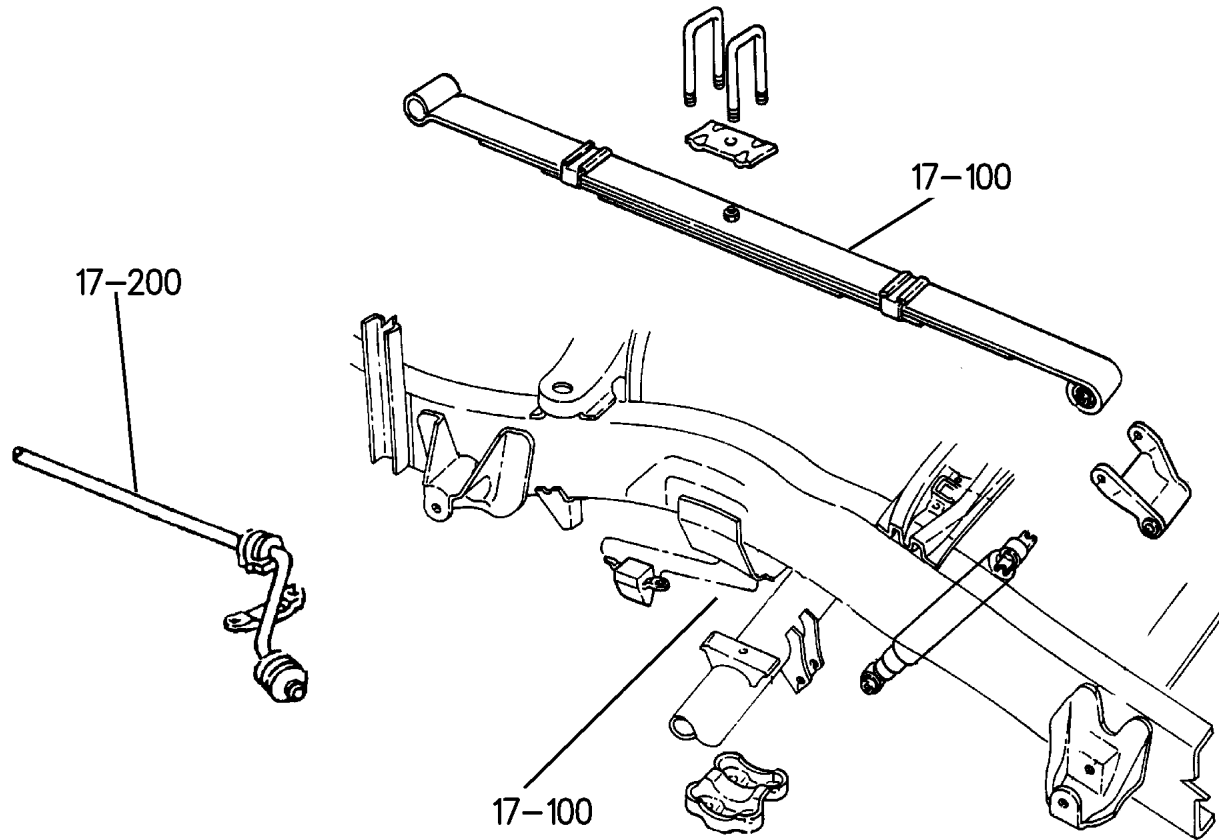
Group-Fig. No.

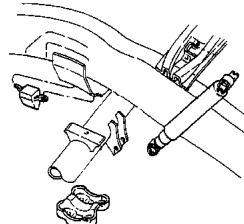
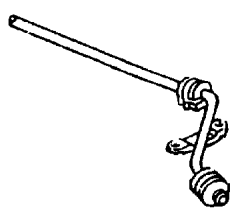
Rear Suspension

Suspension, Rear w/Shock Absorber Fig. 017-110

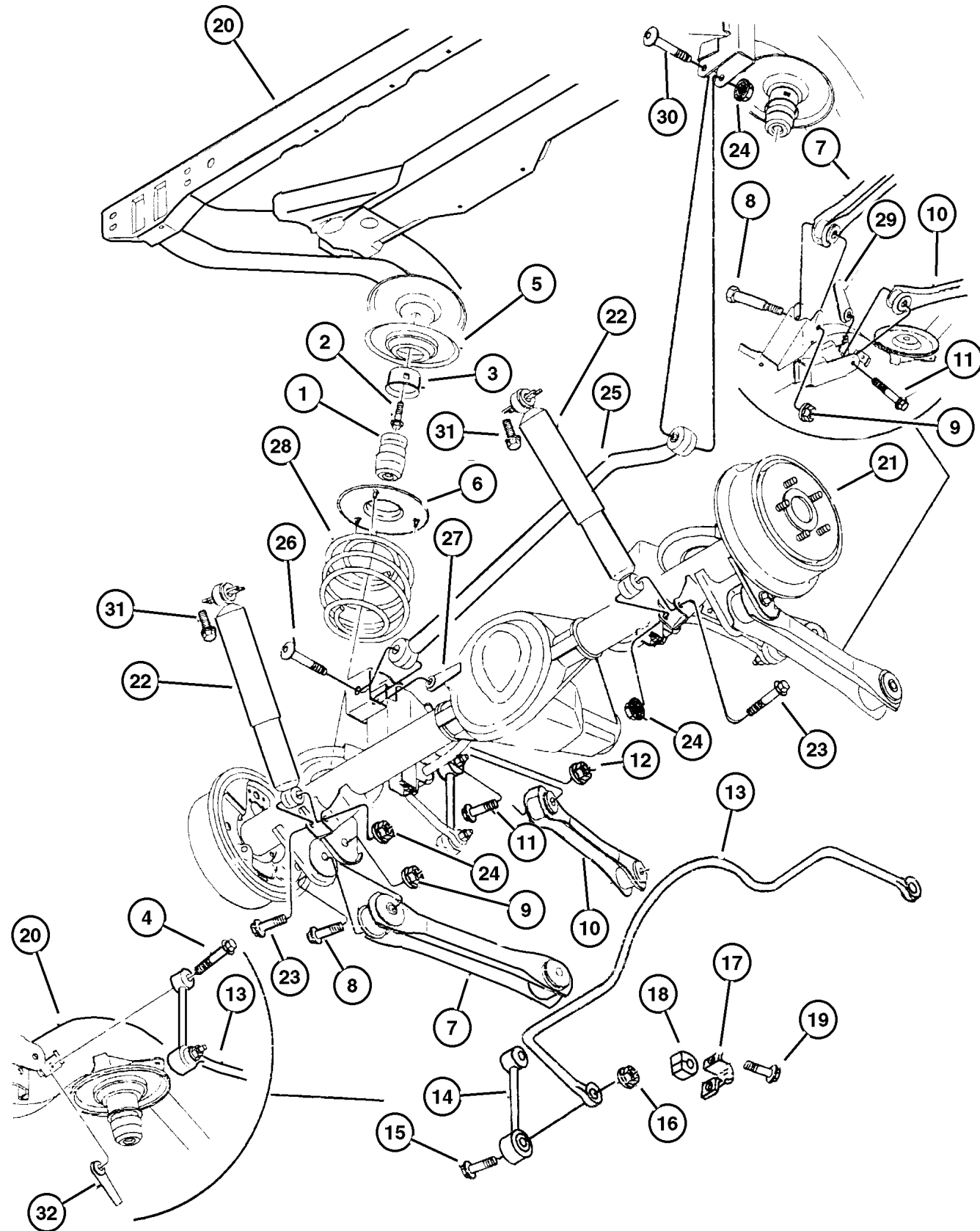
Rear Stabilizer

Stabilizer, Rear Fig. 017-210



<p>017-100 Rear Suspension</p> 	<p>017-200 Rear Stabilizer</p> 		
---	---	--	--

Suspension, Rear w/Shock Absorber Figure 017-110



ITEM	PART NUMBER	QTY	LINE	SERIES	BODY	ENGINE	TRANS	DESCRIPTION
------	-------------	-----	------	--------	------	--------	-------	-------------

Note: Sales Codes; manual, 12 Disc Magazine.

[SDA]=Shocks - Gas Charged manual, 12 Disc Magazine.

[SDU]=Shocks - High Pressure Gas Charged manual, 12 Disc Magazine.

[ZAT] Through [ZNW] =Spring Sales Codes will be found on Vehicle Identification Number [VIN] Sales Code Listing. manual, 12 Disc Magazine.

1	5208 7992	2						BUMPER, Jounce, Rear Spring
2	6100 402	2						BOLT, Hex Head, M10x35, Jounce Bumper Cup Mounting
3	5208 7635	2						CUP, Jounce Bumper
4	6503 726	2						SCREW, Shoulder
5	5208 7832	2						ISOLATOR, Spring, Coil Spring Rear, Upper
6	5208 7866	2						ISOLATOR, Spring, Coil Spring Rear, Lower
7	5208 8654	2						ARM, Control, Rear, Lower
8	6502 963	4						BOLT, Hex Flange Head, M14x2.0x105, LCA to Frame and Axle
9	6503 672	2						NUT, Hex, M14-2, Lower Control Arm Mounting
10	5208 8520	2						ARM, Control, Rear, Upper
11	6503 085	4						BOLT, Hex Flange Head, M10x1.50x78, UCA to Frame and Axle
12	6502 696	2						NUT, Hex Flange Lock, M10x1.5, Upper Control Arm Mounting
13	5208 8002	1						BAR, Rear Sway
14	52088 896AA	2						LINK, Sway Eliminator
15	6503 726	2						SCREW, Shoulder
16	6502 696	2						NUT, Hex Flange Lock, M10x1.5, UCA to Axle
17	5208 7865	2						RETAINER, Sway Bar, Bar Bushing
18	5208 8125	2						BUSHING, Sway Bar
19	6503 571	4						SCREW AND WASHER, M10x1.50x35
20								FRAME, Assy. (Ref), (NOT SERVICED)
21								AXLE, Assy. (Ref), (NOT SERVICED)
22								SHOCK ABSORBER, Suspension, Rear w/SDA
	52087 835AB	2						w/SDU
	52088 651AH	2						
23	6502 473	2						BOLT, Hex Flange Head, M12x1.75x65, Rear Shock Mounting Lower
24	6502 697	2						NUT, Hex Flange Lock, M12x1.75
25								BAR, Track
	5208 7878	1	J					

JEEP WRANGLER (TJ)

SERIES
H=Sport
L=SE
P=Sahara

LINE
J = Wrangler 4WD
U = Wrangler 4WD (RHD)

BODY
77=93.4 WB

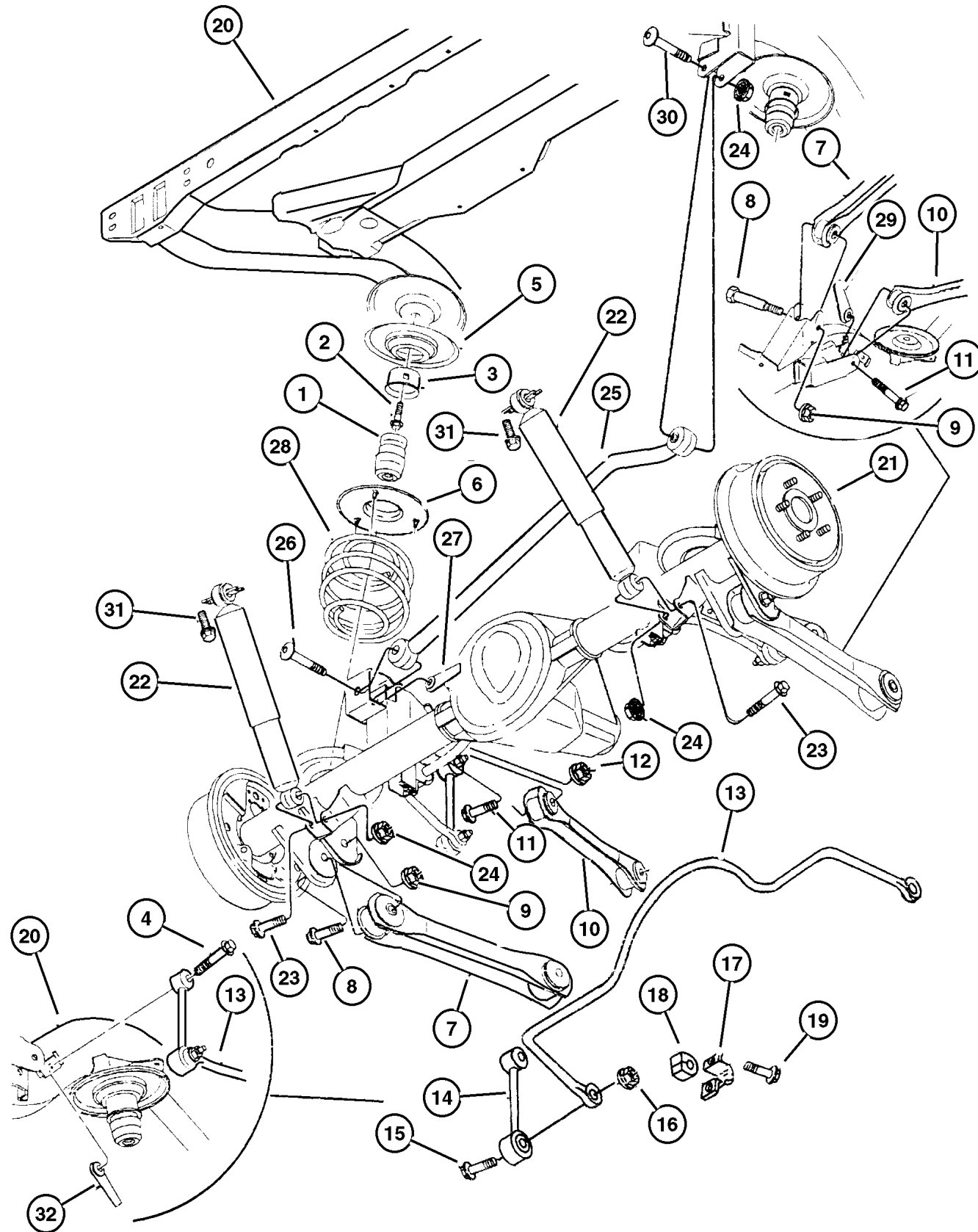
ENGINE
EPE, EP0 = 2.5L Power Tech
ERH, ER0 = 4.0L Power Tech

TRANSMISSION
DGG, DGD = 32RH 3 Spd. Auto.
DDQ = 5 Spd. Manual
DDD = 5 Speed HD Manual
DGO = Auto Trans.
DGB = Manual Trans.
DDO = All 5 Speed Manual

AR = Use as required - = Non illustrated part # = New this model year

February 6, 2002

Suspension, Rear w/Shock Absorber Figure 017-110



ITEM	PART NUMBER	QTY	LINE	SERIES	BODY	ENGINE	TRANS	DESCRIPTION
	5208 8175	1	U					
26	6505 467AA	1						SCREW, Truss Head, M12x1.75x80, Track Bar to Axle
27	6503 652	1	J					NUT AND RETAINER, Hex Flange Lock, m8x1.25, Track Bar to Axle
28	5208 9102	1						SPRING, Rear Coil w/ZAT,ZNT
	5208 9103	1						w/ZAU,ZNU
	5208 9104	1						w/ZAV,ZNV
	52090 105AA	1						w/ZAW,ZNW
29	6503 648	2						NUT AND RETAINER, Hex Flange Lock, m8x1.25
30	6503 982	1						SCREW, Hex Flange Head, M12x1.75x80
31	3420 2467	4						SCREW, Hex Head, M8x1.25x30
32	6503 648	2						NUT AND RETAINER, Hex Flange Lock, m8x1.25

JEEP WRANGLER (TJ)

SERIES
H=Sport
L=SE
P=Sahara

LINE
J = Wrangler 4WD
U = Wrangler 4WD (RHD)

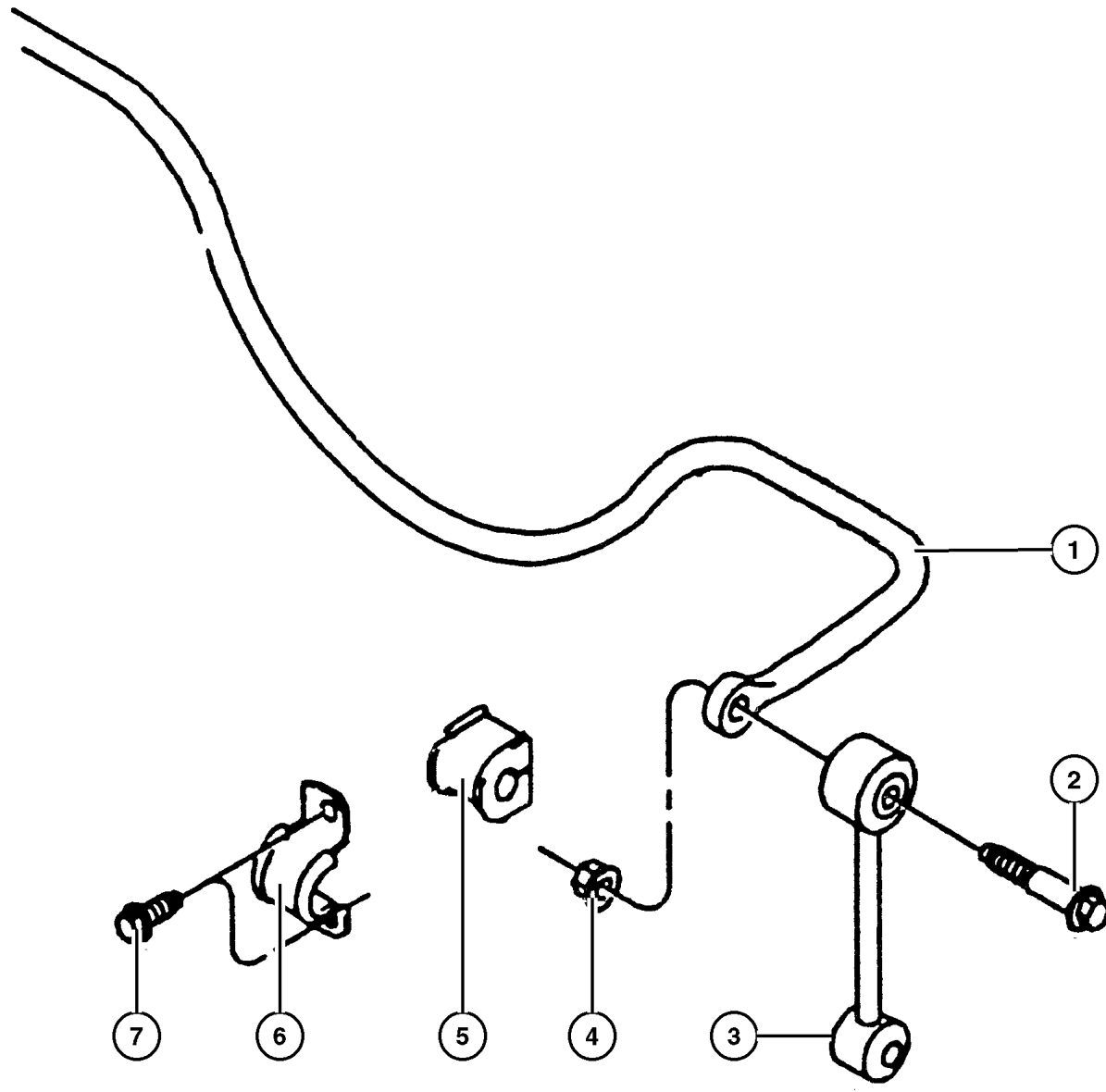
BODY
77=93.4 WB

ENGINE
EPE, EP0 = 2.5L Power Tech
ERH, ER0 = 4.0L Power Tech

TRANSMISSION
DGG, DGD = 32RH 3 Spd. Auto.
DDQ = 5 Spd. Manual
DDD = 5 Speed HD Manual
DGO = Auto Trans.
DDB = Manual Trans.
DDO = All 5 Speed Manual

Stabilizer, Rear Figure 017-210

ITEM	PART NUMBER	QTY	LINE	SERIES	BODY	ENGINE	TRANS	DESCRIPTION
1	5208 8002	1						BAR, Rear Sway
2	6503 726	2						SCREW, Shoulder
3	52088 896AA	2						LINK, Sway Eliminator
4	6502 696	2						NUT, Hex Flange Lock, M10x1.5
5	5208 8125	2						BUSHING, Sway Bar
6	5208 7865	2						RETAINER, Sway Bar
7	6503 571	4						SCREW AND WASHER, M10x1.50x35



JEEP WRANGLER (TJ)

SERIES	LINE	BODY	ENGINE	TRANSMISSION
H=Sport	J = Wrangler 4WD	77=93.4 WB	EPE, EP0 = 2.5L Power Tech	DGG, DGD = 32RH 3 Spd. Auto.
L=SE	U = Wrangler 4WD (RHD)		ERH, ER0 = 4.0L Power Tech	DDQ = 5 Spd. Manual
P=Sahara				DDD = 5 Speed HD Manual
				DG0 = Auto Trans.
				DBB = Manual Trans.
				DD0 = All 5 Speed Manual

AR = Use as required - = Non illustrated part # = New this model year

February 6, 2002

Group – 019

Steering

GROUP 19 - Steering

Illustration Title

Group-Fig. No.

Steering Wheel

Wheel, Steering Fig. 019-110

Steering Column

Column, Steering Upper and Lower Fig. 019-210

Steering Gear

Gear, Power Steering Fig. 019-320

Steering Linkage

Linkage and Damper Fig. 019-410

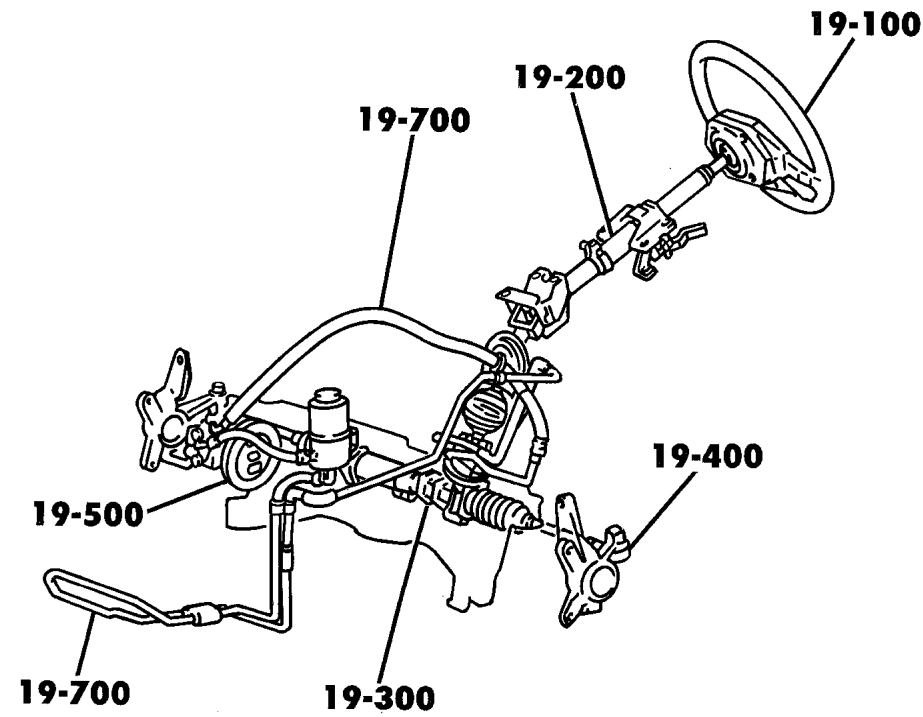
Power Steering Pump







Pump, Power Steering Fig. 019-510

Power Steering Hoses

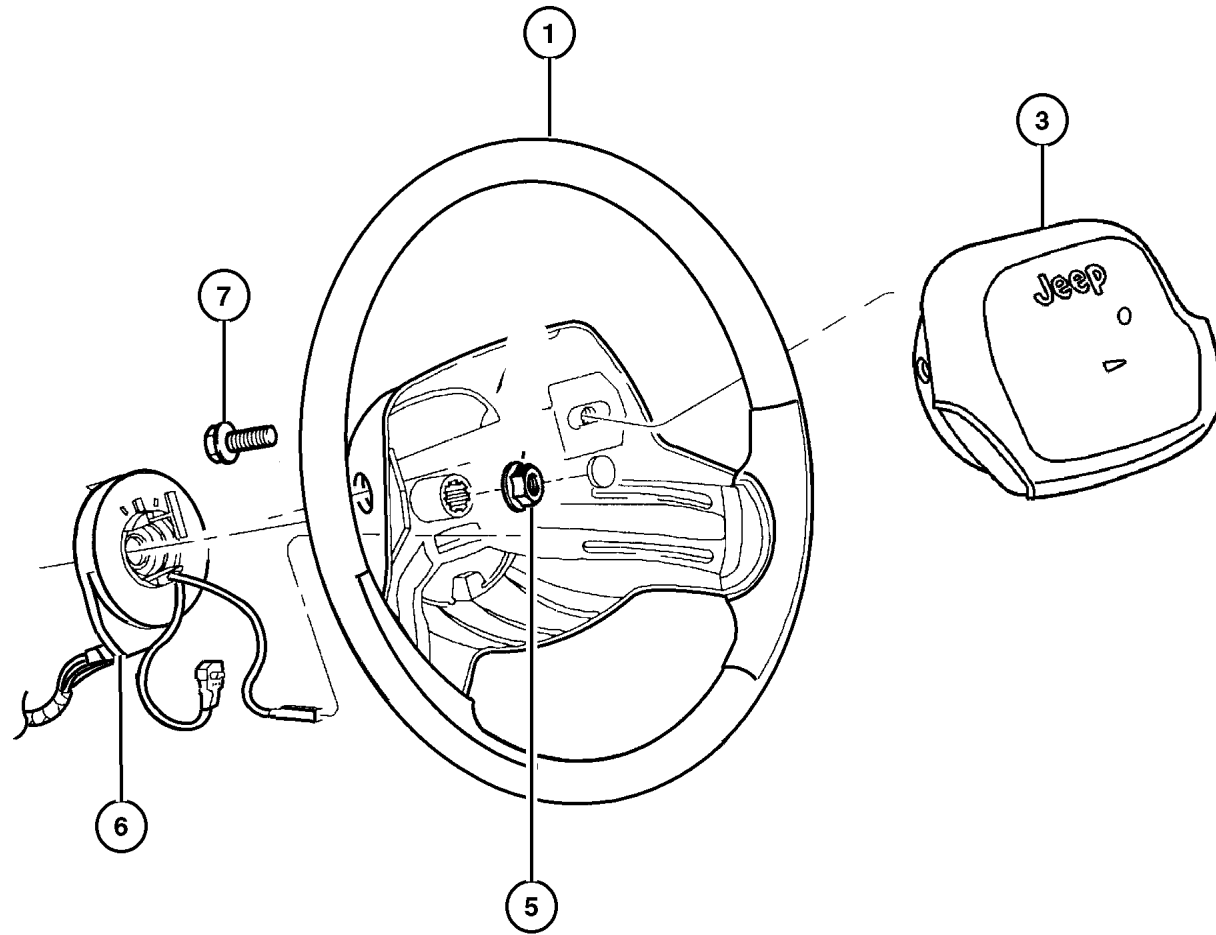
Hoses and Reservoir, 2.5L Engine Fig. 019-710

Hoses and Reservoir, 4.0L Engine Fig. 019-720



<p>019-100 Steering Wheel</p> 	<p>019-200 Steering Column</p> 	<p>019-300 Steering Gear</p> 	<p>019-400 Steering Linkage</p> 
<p>019-500 Power Steering Pump</p> 	<p>019-700 Power Steering Hoses</p> 		

Wheel, Steering Figure 019-110



ITEM	PART NUMBER	QTY	LINE	SERIES	ENGINE	TRANS	DESCRIPTION
Note:If Horn Switch is defective, you must replace the AIR BAG COVER WITH SWITCH and not the AIR BAG MODULE ASSEMBLY itself. manual, 12 Disc Magazine.							
Note:Sales Codes: manual, 12 Disc Magazine.							
[DBB]=Transmissions - All Manual manual, 12 Disc Magazine.							
[DG0]=Transmissions - All Automatic manual, 12 Disc Magazine.							
[NHM]= Speed Control manual, 12 Disc Magazine.							
[SCE]=Steering Wheel-2-Spoke Soft Feel manual, 12 Disc Magazine.							
[SCG]=Steering Wheel-Leather Wrapped manual, 12 Disc Magazine.							
1							WHEEL, Steering
	5GL44 1AZAA	1					[SCG-NHM]
	5DY22 LAZAC	1					[SCG+NHM]
	5GK43 1AZAA	1					[SCE]
-2							SWITCH, Speed Control
	56007 530AD	1					Right
	56007 531AD	1					Left
3	5GC51 LAZAB	1					AIR BAG, Driver
-4	4798 182	1					COVER, Air Bag Module, Includes Horn Switch
5							NUT, Hex Flange Lock
	6505 248AA	1			DBB		Steering Wheel Attaching
		1			DG0		Steering Wheel Attaching
6							CLOCKSPRING
	#56047 103AC	1					-NHM
	#56047 105AC	1					+NHM
7	6503 262	2					SCREW, Hex Flange Head, M6x1.00x20.00, Air Bag Attaching
-8							BEZEL, Steering Wheel
	5GK16 DX9AA	1					[-NHM] Blank Cover for Speed Switch, Right
	5GK17 DX9AA	1					[-NHM] Blank Cover for Speed Switch, Left

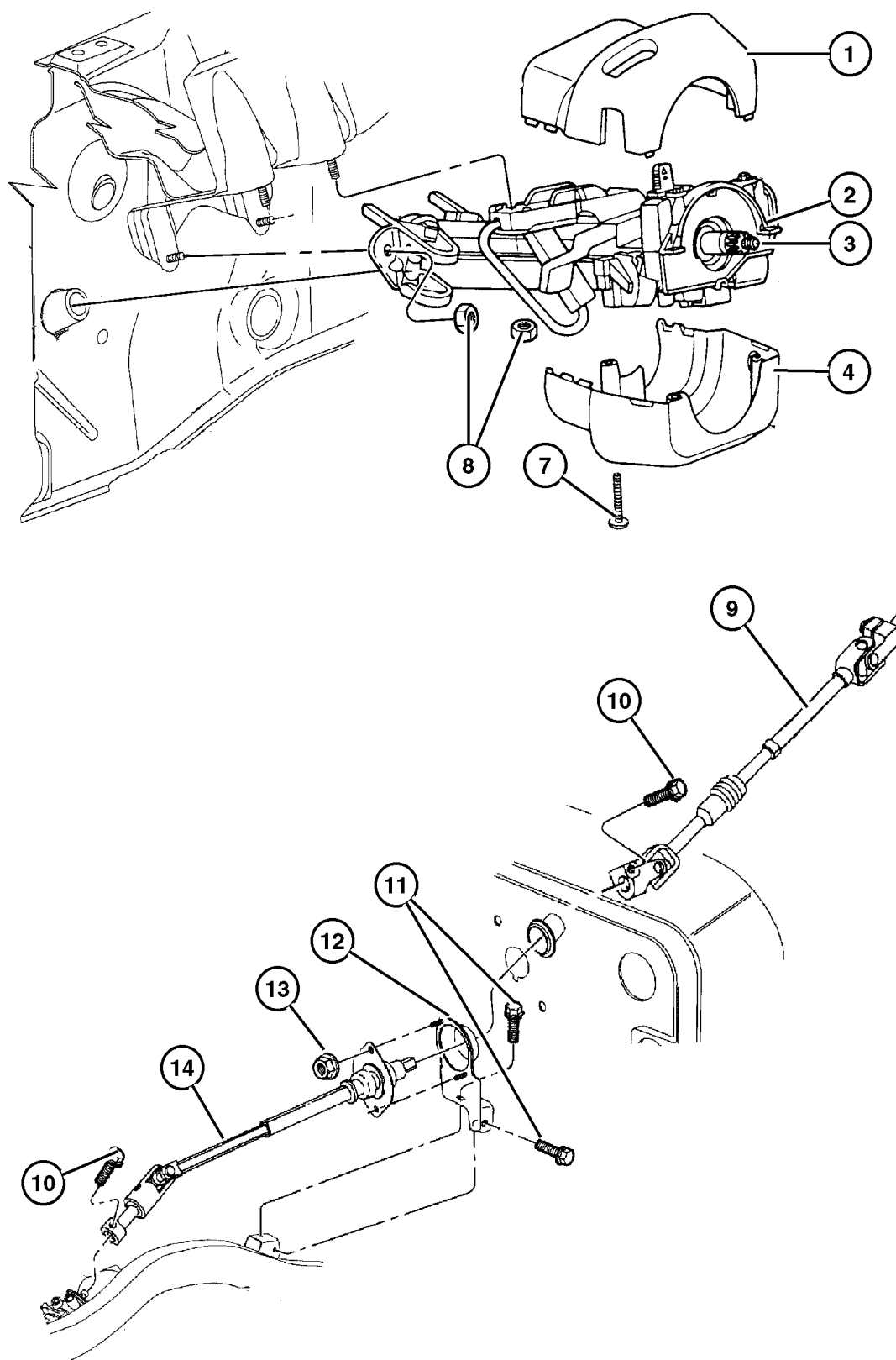
JEEP WRANGLER (TJ)

SERIES	LINE	BODY	ENGINE	TRANSMISSION
H=Sport	J = Wrangler 4WD	77=93.4 WB	EPE, EP0 = 2.5L Power Tech	DGG, DGD = 32RH 3 Spd. Auto.
L=SE	U = Wrangler 4WD (RHD)		ERH, ER0 = 4.0L Power Tech	DDQ = 5 Spd. Manual
P=Sahara				DDD = 5 Speed HD Manual
				DG0 = Auto Trans.
				DBB = Manual Trans.
				DD0 = All 5 Speed Manual

AR = Use as required - = Non illustrated part # = New this model year

February 6, 2002

Column, Steering Upper and Lower Figure 019-210

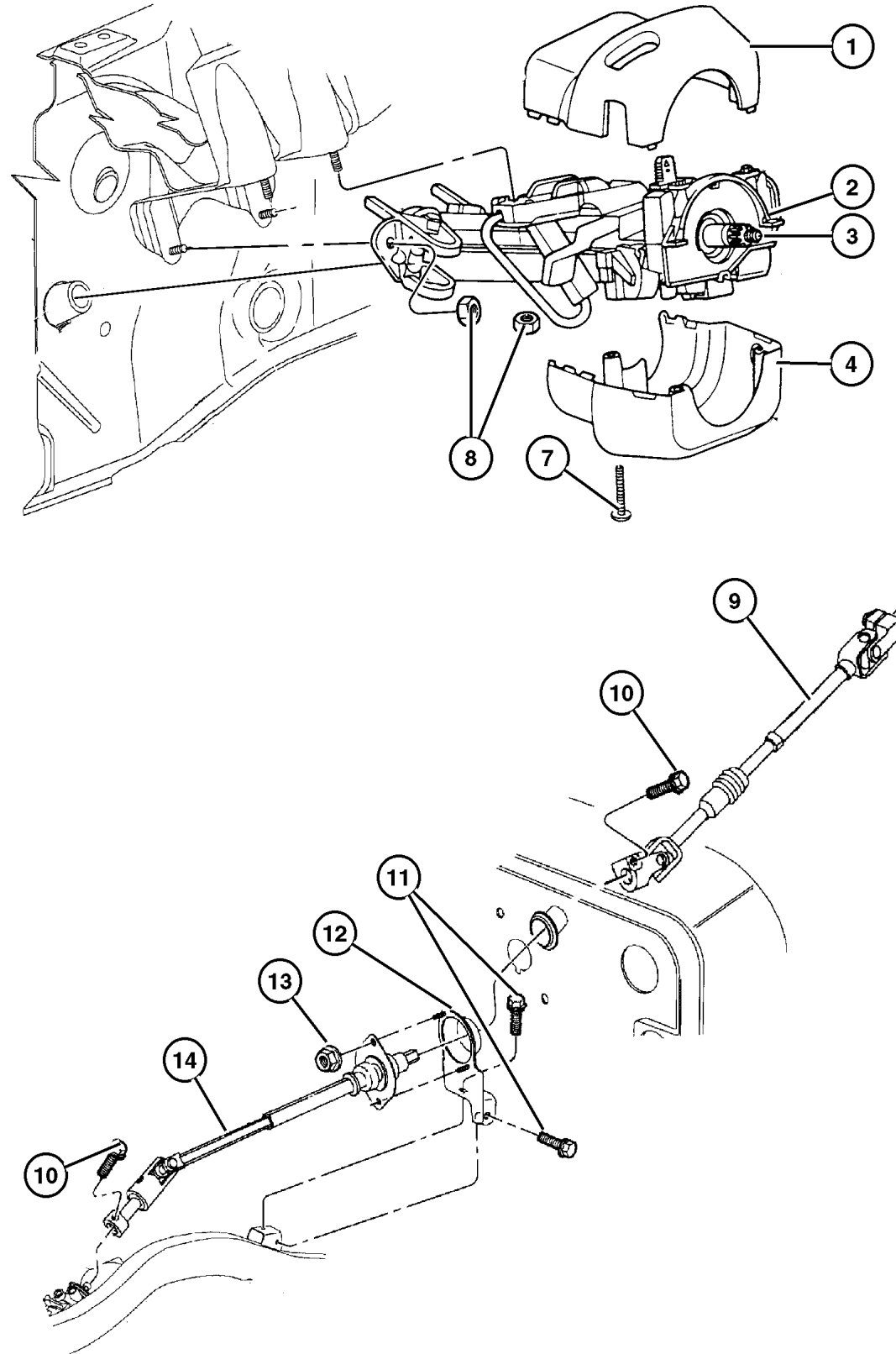


ITEM	PART NUMBER	QTY	LINE	SERIES	ENGINE	TRANS	DESCRIPTION
Note: Sales Codes; manual, 12 Disc Magazine.							
[ABB] = European Equipment Group manual, 12 Disc Magazine.							
[DBB] = Transmissions - All Manual manual, 12 Disc Magazine.							
[DG0] = Transmissions - All Automatic manual, 12 Disc Magazine.							
[EP0] = Engines - All 2.5L 4 Cylinder Gas manual, 12 Disc Magazine.							
[ER0] = Engines - All 4.0L 6 Cylinder Gas manual, 12 Disc Magazine.							
[SUA] = Steering Column - Tilt manual, 12 Disc Magazine.							
1							SHROUD, Steering Column
	5FV71 LAZAC	1				DBB	[SUA], Upper
	5FV74 LAZAC	1				DBB	without [SUA], Upper
	5FV71 LAZAC	1				DG0	[SUA], Upper
	5FV74 LAZAC	1				DG0	without [SUA], Upper
2							COLUMN, Steering, Tilt
	4897 816AC	1				DBB	without [ABB]
	4897 817AC	1				DBB	[ABB]
	4897 814AC	1				DG0	without [ABB]
	4897 815AC	1				DG0	[ABB]
3							COLUMN, steering, non tilt
	4897 820AB	1				DBB	without [ABB]
	4897 818AB	1				DG0	without [ABB]
4							SHROUD, Steering Column
	5FV76 LAZAC	1				DBB	Lower
	5FV70 LAZAC	1				DG0	Lower
-5	55314 965AB	1					TRIM RING, Ignition Key Cylinder, Without Halo Light
-6							SHIELD, Steering Column
	5207 9332	1				DBB	For Tilt Lever
		1				DG0	For Tilt Lever
7	6035 434	3					SCREW AND WASHER, Pan Head, Upper to Lower Shroud, Mounting
8	6501 279	2					NUT, Hex Flange Lock, M8x1.25, Upper Mounting Stud, Mounting
9	#52078 705AC	1					SHAFT, Intermediate, Upper
10	6503 210	3					SCREW, Hex Flange Head, M10x1.5x35., To Steering Gear and Column, Mounting
11	6504 153	2					SCREW AND WASHER, Hex Head, M10x1.5x35, Intermediate Shaft to Frame, Mounting
12							BRACKET, Intermediate Shaft
	5205 8841	1	J		ER0		Mounting
	5205 8854	1	U		ER0		Mounting
	5205 8855	1	J		EP0		Mounting
	52058 856AB	1	U		EP0		Mounting

JEEP WRANGLER (TJ)

SERIES	LINE	BODY	ENGINE	TRANSMISSION
H=Sport	J = Wrangler 4WD	77=93.4 WB	EPE, EP0 = 2.5L Power Tech	DGG, DGD = 32RH 3 Spd. Auto.
L=SE	U = Wrangler 4WD (RHD)		ERH, ER0 = 4.0L Power Tech	DDQ = 5 Spd. Manual
P=Sahara				DDD = 5 Speed HD Manual
				DG0 = Auto Trans.
				DBB = Manual Trans.
				DD0 = All 5 Speed Manual

**Column, Steering Upper and Lower
Figure 019-210**



ITEM	PART NUMBER	QTY	LINE	SERIES	ENGINE	TRANS	DESCRIPTION
13	6100 516	3					NUT, Hex Flange Lock, M6 Phosphate, Intermediate Shaft Bracket, Mounting
14	#52078 705AD	1					SHAFT, Intermediate, Lower

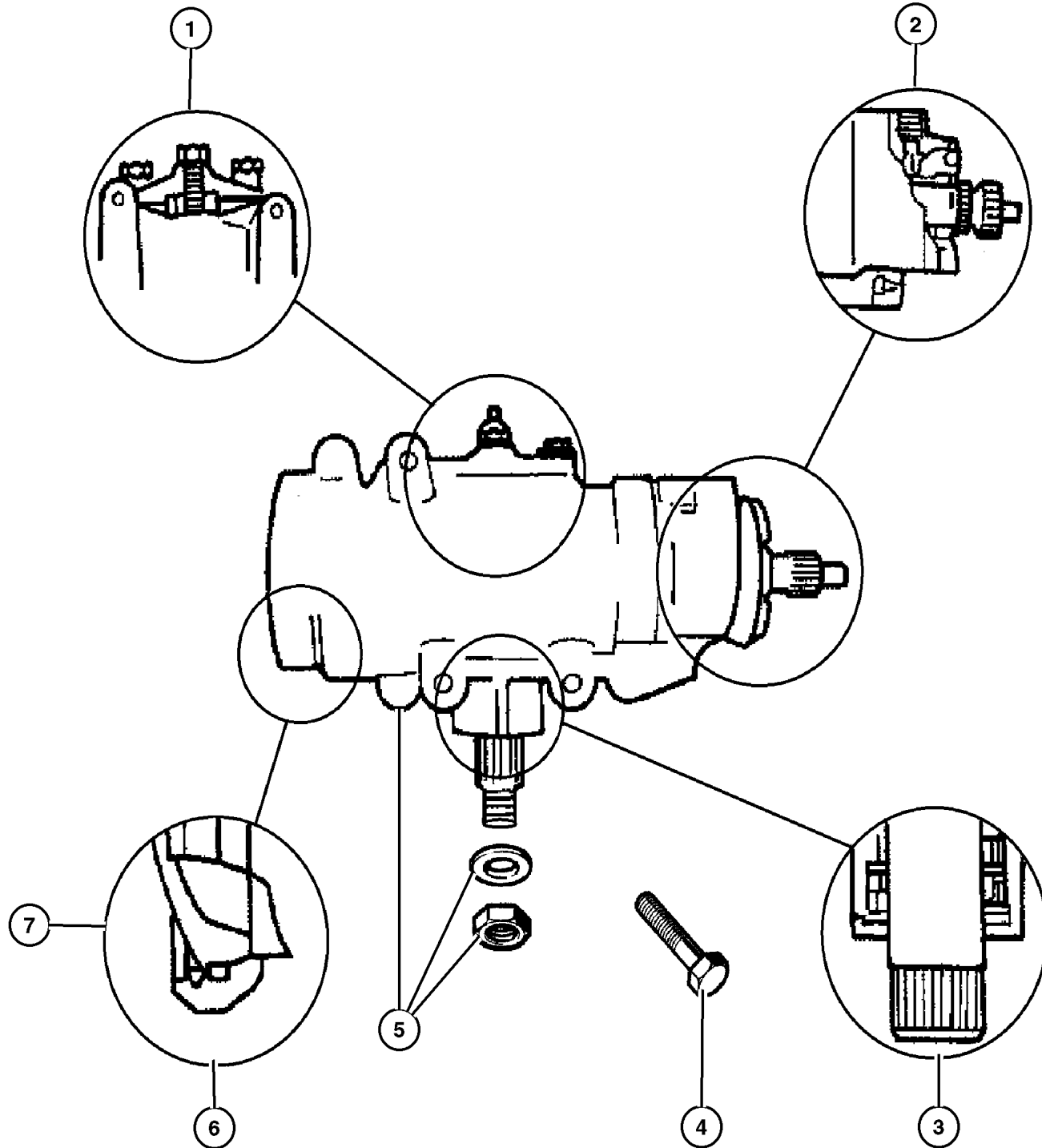
JEEP WRANGLER (TJ)				
SERIES	LINE	BODY	ENGINE	TRANSMISSION
H=Sport	J = Wrangler 4WD	77=93.4 WB	EPE, EP0 = 2.5L Power Tech	DGG, DGD = 32RH 3 Spd. Auto.
L=SE	U = Wrangler 4WD (RHD)		ERH, ER0 = 4.0L Power Tech	DDQ = 5 Spd. Manual
P=Sahara				DDD = 5 Speed HD Manual
				DG0 = Auto Trans.
				DBB = Manual Trans.
				DDO = All 5 Speed Manual

AR = Use as required - = Non illustrated part # = New this model year

February 6, 2002

Gear, Power Steering Figure 019-320

ITEM	PART NUMBER	QTY	LINE	SERIES	ENGINE	TRANS	DESCRIPTION
Note: J=4 Wheel Drive Left Hand Drive---U=4 Wheel Drive Right Hand Drive manual, 12 Disc Magazine.							
1	3893 558	1	J				SEAL, Steering Gear Cover
		1	U				
2	4897 000AA	1	J				REPAIR KIT, Thurst Bearing, Steering Gear
		1	U				
3	4470 365	1	J				SEAL KIT, Steering gear pitman shaft
		1	U				
4	6036 087AA	3					SCREW AND WASHER, Gear Mounting
5	52089 046AC	1	J				GEAR, Power Steering
	52089 079AC	1	U				
6	3893 557	1	J				SEAL KIT, Steering gear end plug
		1	U				
7	4886 349AA	1	U				SEAL KIT, Steering gear adjuster plug

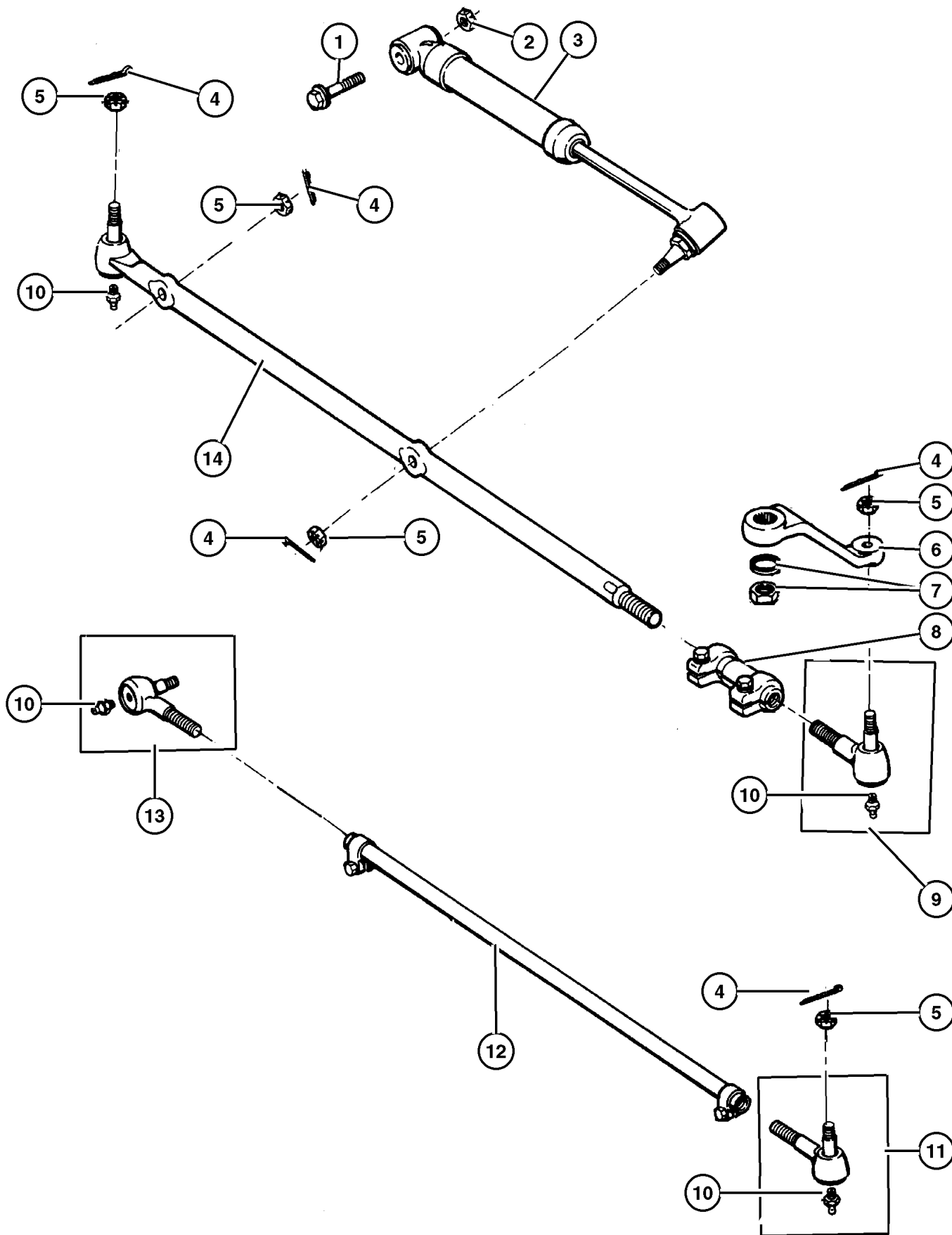


JEEP WRANGLER (TJ)				
SERIES	LINE	BODY	ENGINE	TRANSMISSION
H=Sport	J = Wrangler 4WD	77=93.4 WB	EPE, EP0 = 2.5L Power Tech	DGG, DGD = 32RH 3 Spd. Auto.
L=SE	U = Wrangler 4WD (RHD)		ERH, ER0 = 4.0L Power Tech	DDQ = 5 Spd. Manual
P=Sahara				DDD = 5 Speed HD Manual
				DG0 = Auto Trans.
				DBB = Manual Trans.
				DD0 = All 5 Speed Manual

AR = Use as required - = Non illustrated part # = New this model year

February 6, 2002

Linkage and Damper Figure 019-410



ITEM	PART NUMBER	QTY	LINE	SERIES	ENGINE	TRANS	DESCRIPTION
Note: J=4 Wheel Drive Left Hand Drive---U=4 Wheel Drive Right Hand Drive manual, 12 Disc Magazine.							
1	6502 473	1					BOLT, Hex Flange Head, M12x1.75x65, Steering Damper to Axle Bracket
2	6502 697	1					NUT, Hex Flange Lock, M12x1.75, Steering Damper to Axle Bracket
3							DAMPER, Steering Linkage
4	52087 827AB	1	J				PIN, Cotter
	52087 956AB	1	U				
5	J400 6723	1	J				NUT, Hex, .50-20 Tie Rod to Knuckle
	6034 358	1	U				
6		1					Damper Stud to Drag Link
		1					Drag Link to Pitman Arm
		1					Tie Rod to Drag Link
		1					Drag Link to Knuckle
6							ARM, Pitman
7	5203 8337	1	J				NUT AND WASHER, Must Purchase Gear Box Assembly, (NOT SERVICED)
	5203 8338	1	U				
8		1					TUBE, Tie Rod
	5203 7536	1	J				Drag Link Adjuster
	5200 5742	1	U				Drag Link Adjuster
9		1	J				SOCKET
	5200 5739	1	U				Drag Link, Inner Drag Link, Inner
10		1	J				FITTING PACKAGE, Grease
	8350 7064	1	U				
11		1	J				SOCKET, Tie Rod, Outer
	5200 5741	1	U				
12		1					TUBE, Tie Rod
	5208 7674	1	J				SOCKET, Tie Rod, Inner
	5200 5743	1	U				
13		1	J				SOCKET, Tie Rod, Inner
	5200 5740	1	U				
14		1	J				SOCKET, Drag Link, Outer
	5208 7887	1	U				

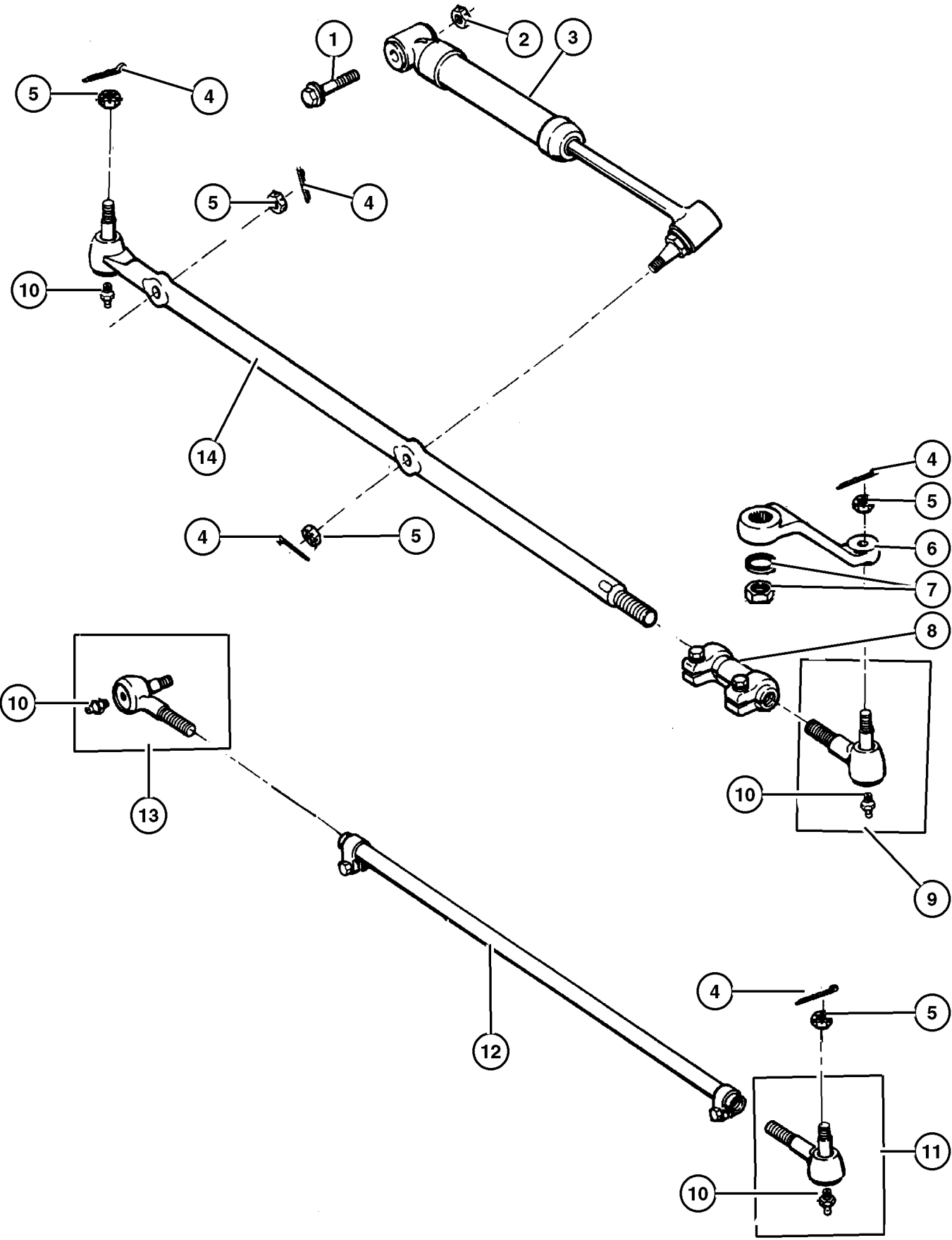
JEEP WRANGLER (TJ)

SERIES	LINE	BODY	ENGINE	TRANSMISSION
H=Sport	J = Wrangler 4WD	77=93.4 WB	EPE, EP0 = 2.5L Power Tech	DGG, DGD = 32RH 3 Spd. Auto.
L=SE	U = Wrangler 4WD (RHD)		ERH, ER0 = 4.0L Power Tech	DDQ = 5 Spd. Manual
P=Sahara				DDD = 5 Speed HD Manual
				DG0 = Auto Trans.
				DBB = Manual Trans.
				DD0 = All 5 Speed Manual

AR = Use as required - = Non illustrated part # = New this model year

February 6, 2002

Linkage and Damper Figure 019-410



ITEM	PART NUMBER	QTY	LINE	SERIES	ENGINE	TRANS	DESCRIPTION
------	-------------	-----	------	--------	--------	-------	-------------

	5200 6582	1	U				
--	-----------	---	---	--	--	--	--

JEEP WRANGLER (TJ)

SERIES
H=Sport
L=SE
P=Sahara

LINE
J = Wrangler 4WD
U = Wrangler 4WD (RHD)

BODY
77=93.4 WB


ENGINE
EPE, EP0 = 2.5L Power Tech
ERH, ER0 = 4.0L Power Tech

TRANSMISSION
DGG, DGD = 32RH 3 Spd. Auto.
DDQ = 5 Spd. Manual
DDD = 5 Speed HD Manual
DGO = Auto Trans.
DBB = Manual Trans.
DDO = All 5 Speed Manual

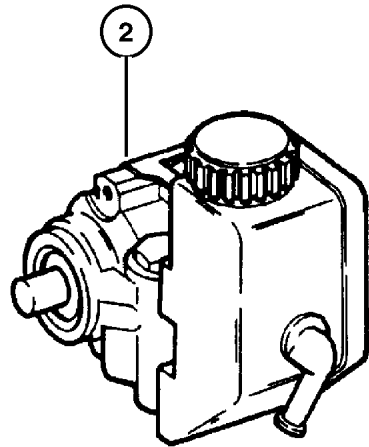
AR = Use as required - = Non illustrated part # = New this model year

February 6, 2002

Pump, Power Steering
Figure 019-510



W/2.5L



W/4.0L

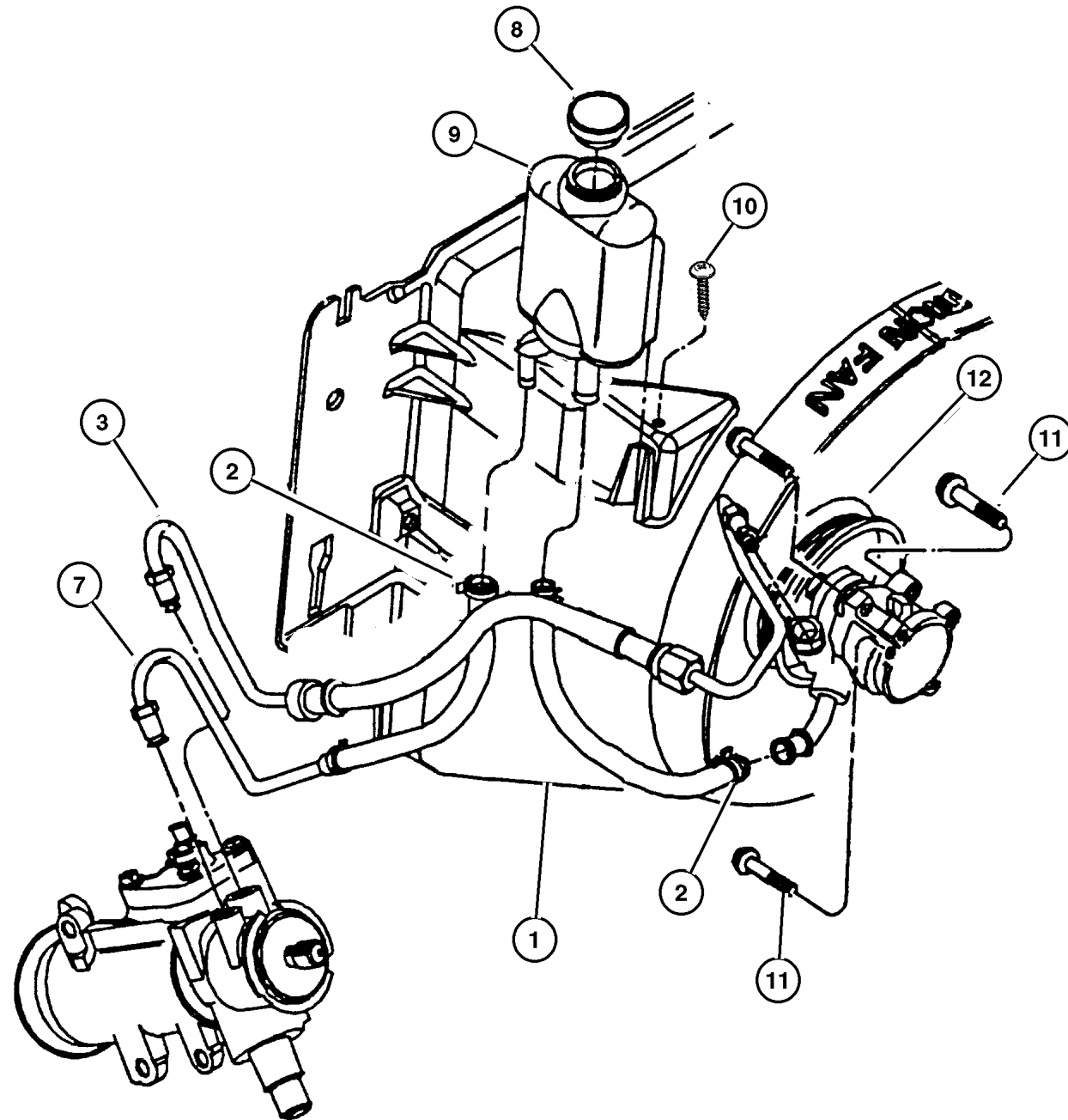
ITEM	PART NUMBER	QTY	LINE	SERIES	ENGINE	TRANS	DESCRIPTION
Note: Sales Codes defined below: manual, 12 Disc Magazine.							
EPO=Engines - All 2.5L 4 Cylinder Gas Engines manual, 12 Disc Magazine.							
ER0=Engines - All 4.0L 6 Cylinder Gas Engines manual, 12 Disc Magazine.							
1	5208 8018	1			EPO		PUMP, Power Steering, without Reservoir
2	52087 871AD	1			ER0		PUMP, Power Steering, with Reservoir

JEEP WRANGLER (TJ)		BODY	ENGINE	TRANSMISSION
SERIES	LINE	77=93.4 WB	EPE, EP0 = 2.5L Power Tech	DGG, DGD = 32RH 3 Spd. Auto.
H=Sport	J = Wrangler 4WD		ERH, ER0 = 4.0L Power Tech	DDQ = 5 Spd. Manual
L=SE	U = Wrangler 4WD (RHD)			DDD = 5 Speed HD Manual
P=Sahara				DG0 = Auto Trans.
				DBB = Manual Trans.
				DD0 = All 5 Speed Manual

AR = Use as required - = Non illustrated part # = New this model year

February 6, 2002

Hoses and Reservoir, 2.5L Engine Figure 019-710



ITEM	PART NUMBER	QTY	LINE	SERIES	ENGINE	TRANS	DESCRIPTION
Note: J=Four Wheel Drive-Left Hand Drive---U=Four Wheel Drive-Right Hand Drive---EP0=All 2.5L 4 Cylinder Gas Engines--- ER0=All 4.0L 6 Cylinder Gas Engines							
1	5208 8541	1			EP0		HOSE, Power Steering Reservoir
2	2448 761	1	J		EP0		CLAMP, Hose
3							HOSE, Power Steering Pressure
	52087 825AB	1	U		EP0		4WD RHD
	52088 548AB	1	J		EP0		4WD
-4	3420 1888	1	U				SCREW, Hex Head
-5	6035 358	1	U				CLIP, Oil Cooler Tube, Power Strg Line 4WD RHD
-6	4486 273	1	U				BRACKET, Power Steering Hose
7							HOSE, Power Steering Return
	5208 7795	1	U		EP0		4WD RHD
	5208 7926	1	J		EP0		4WD
8	4694 766	1			EP0		CAP, Power Steering Pump
9	52087 713AB	1			EP0		RESERVOIR, Power Steering Pump
10	#52088 924AA	1			EP0		RETAINER
11	6502 425	3			ER0		SCREW AND WASHER, Hex Head, M8x1.25x95
12	53010 258AB	1			EP0		PULLEY, Power Steering Pump

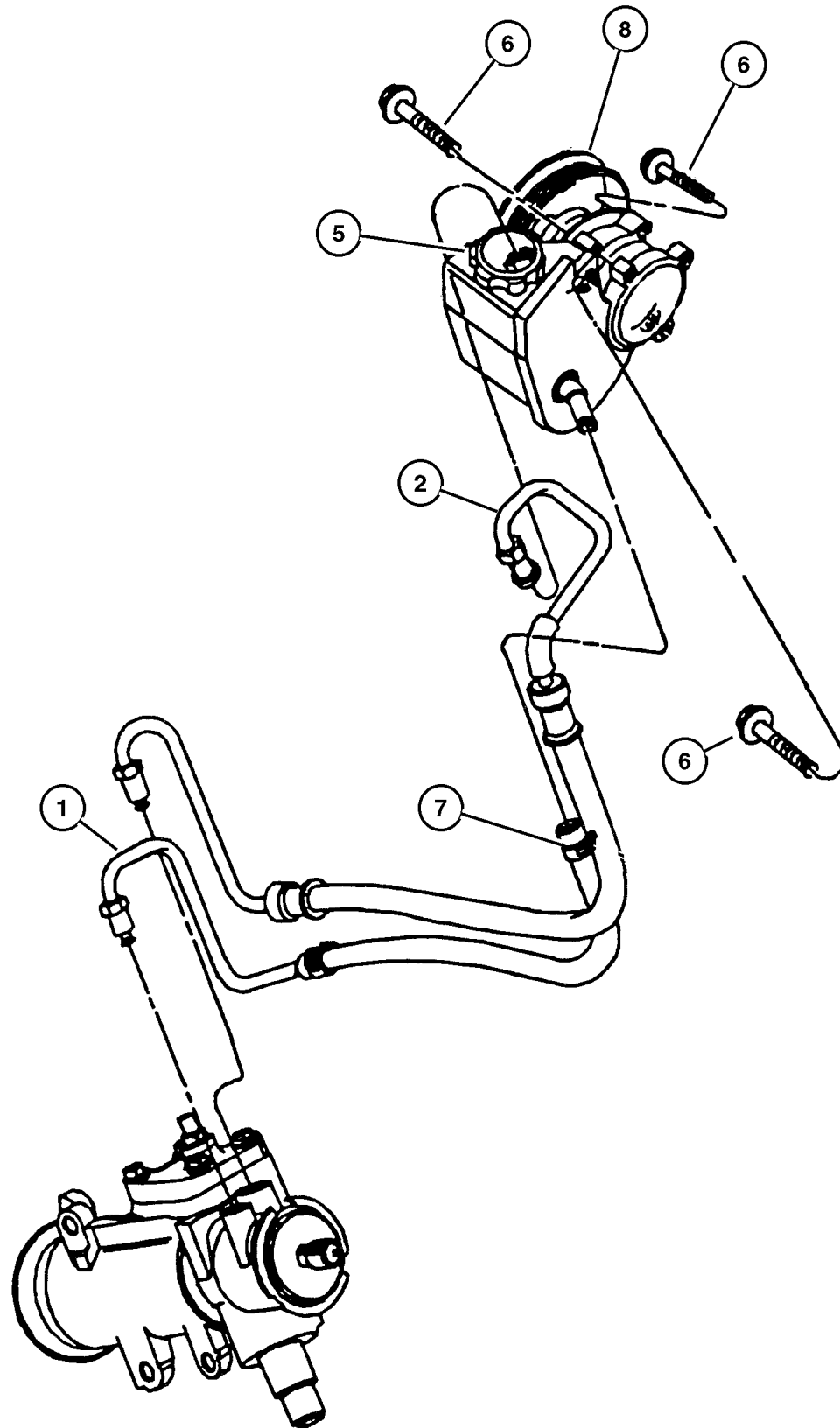
JEEP WRANGLER (TJ)

SERIES	LINE	BODY	ENGINE	TRANSMISSION
H=Sport	J = Wrangler 4WD	77=93.4 WB	EPE, EP0 = 2.5L Power Tech	DGG, DGD = 32RH 3 Spd. Auto.
L=SE	U = Wrangler 4WD (RHD)		ERH, ER0 = 4.0L Power Tech	DDQ = 5 Spd. Manual
P=Sahara				DDD = 5 Speed HD Manual
				DG0 = Auto Trans.
				DBB = Manual Trans.
				DD0 = All 5 Speed Manual

AR = Use as required - = Non illustrated part # = New this model year

February 6, 2002

Hoses and Reservoir, 4.0L Engine Figure 019-720



ITEM	PART NUMBER	QTY	LINE	SERIES	ENGINE	TRANS	DESCRIPTION
------	-------------	-----	------	--------	--------	-------	-------------

Note: EP0 = ALL 2.5L 4 Cylinder Gas Engines---ER0=4.0L 6 Cylinder Gas Engines---J=Four Wheel Drive-Left Hand Drive---U=Four Wheel Drive-Right Hand Drive

1	#52038 423AB	1	J		ER0		HOSE, Power Steering Return 4WD
	52038 424AB	1	U		ER0		4WD RHD
2	52087 902AB	1	J		ER0		HOSE, Power Steering Pressure 4WD
	52087 903AB	1	U		ER0		4WD RHD
-3	3420 1888	1	U				SCREW, Hex Head
-4	6035 358	1	U				CLIP, Oil Cooler Tube, Power Strg Line 4WD RHD
5	4694 766	1			EP0		CAP, Power Steering Pump
6	6502 425	3			ER0		SCREW AND WASHER, Hex Head, M8x1.25x95
7	2448 770	2			EP0		CLAMP, Hose
8	53010 258AB	1			EP0		PULLEY, Power Steering Pump
-9	5200 2044	1	U				CLIP, Tube, Power Strg Line to Frame 4WD RHD

JEEP WRANGLER (TJ)

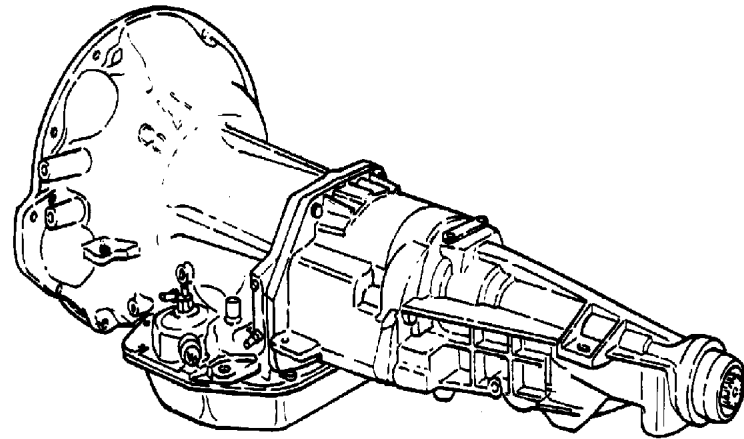
SERIES	LINE	BODY	ENGINE	TRANSMISSION
H=Sport	J = Wrangler 4WD	77=93.4 WB	EPE, EP0 = 2.5L Power Tech	DGG, DGD = 32RH 3 Spd. Auto.
L=SE	U = Wrangler 4WD (RHD)		ERH, ER0 = 4.0L Power Tech	DDQ = 5 Spd. Manual
P=Sahara				DDD = 5 Speed HD Manual
				DG0 = Auto Trans.
				DBB = Manual Trans.
				DD0 = All 5 Speed Manual

AR = Use as required - = Non illustrated part # = New this model year

February 6, 2002

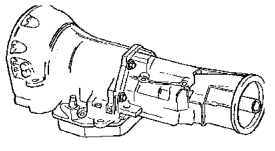
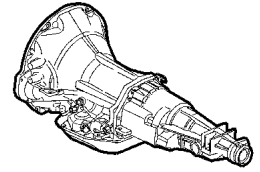


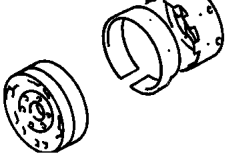
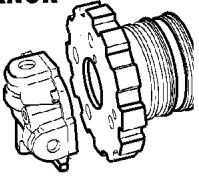
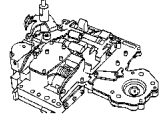
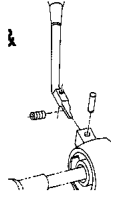
Group – 30RH

Automatic Transmission 3 Speed



GROUP 30RH - Automatic Transmission 3 Speed

Illustration Title	Group-Fig. No.
Transmission Assembly	
Transmission 30RH (DGD)	Fig. 30RH-110
Case and Extension	
Case and Related Parts 30RH (DGD)	Fig. 30RH-210
Oil Pump	
Oil Pump 30RH (DGD)	Fig. 30RH-310
Gear Train	
Clutch, Front and Rear 30RH (DGD)	Fig. 30RH-410
Output Shaft 30RH (DGD)	Fig. 30RH-420
Bands, Reverse and Kickdown	
Bands 30RH (DGD)	Fig. 30RH-510
Governor	
Governor 30RH (DGD)	Fig. 30RH-610
Valve Body	
Valve Body 30RH (DGD)	Fig. 30RH-710
Servos 30RH (DGD)	Fig. 30RH-720
Parking Sprag 30RH (DGD)	Fig. 30RH-730
Gearshift Controls	
Gearshift Controls 30RH (DGD)	Fig. 30RH-1230

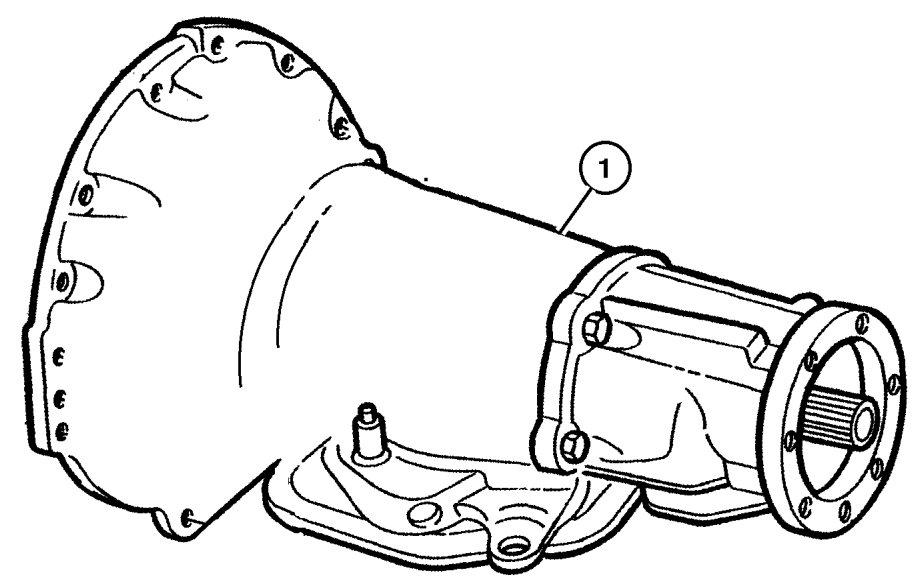
30RH-100 Transmission Assembly 	30RH-200 Case and Extension 	30RH-300 Oil Pump 	30RH-400 Gear Train 
30RH-500 Bands, Reverse and Kickdown 	30RH-600 Governor 	30RH-700 Valve Body 	30RH-1200 Gearshift Controls 

**Transmission 30RH (DGD)
Figure 30RH-110**

ITEM	PART NUMBER	QTY	LINE	SERIES	ENGINE	TRANS	DESCRIPTION
------	-------------	-----	------	--------	--------	-------	-------------

Note: ve
DGD = 3 Speed Automatic Transmission 30RH ve
DGO = All Automatic Transmissions ve
EPE = 2.5L SMPI Magnum 4 Cyl Engine ve
EP0 = All 2.5L 4 Cyl Gas Engines ve

1	#5015 269AA	1				DGD	TRANSMISSION PACKAGE, 52119831AA (Package Contains 52119831AA transmission, K4736388AB Converter, K6501099 Bolts)
---	-------------	---	--	--	--	-----	---

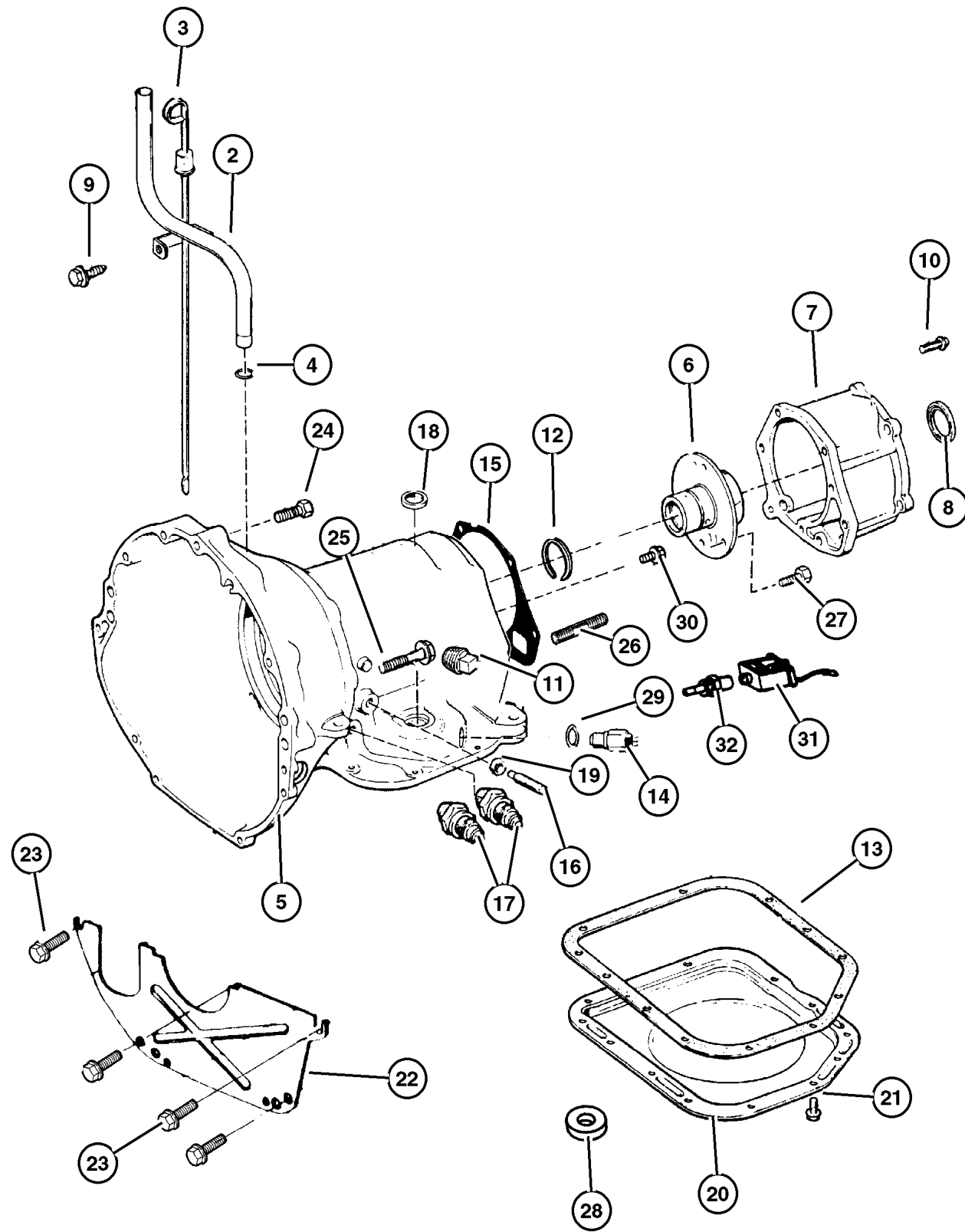


JEEP WRANGLER (TJ)		BODY	ENGINE	TRANSMISSION
SERIES	LINE	77=93.4 WB	EPE, EP0 = 2.5L Power Tech ERH, ER0 = 4.0L Power Tech	DGG, DGD = 32RH 3 Spd. Auto. DDQ = 5 Spd. Manual DDD = 5 Speed HD Manual DGO = Auto Trans. DBB = Manual Trans. DDO = All 5 Speed Manual
H=Sport	J = Wrangler 4WD			
L=SE	U = Wrangler 4WD (RHD)			
P=Sahara				

AR = Use as required - = Non illustrated part # = New this model year

February 6, 2002

Case and Related Parts 30RH (DGD)
Figure 30RH-210



ITEM	PART NUMBER	QTY	LINE	SERIES	ENGINE	TRANS	DESCRIPTION
Note: ve							
DBB = All Manual Transmissions ve							
DGD = 3 Speed Automatic Transmission 30RH ve							
DGO = All Automatic Transmissions ve							
EPE = 2.5L SMPI Magnum 4 Cyl Engine ve							
EP0 = All 2.5L 4 Cyl Gas Engines ve							
ERH = 4.0L Power Tech I-6 Engine ve							
ER0 = All 4.0L 6 Cyl Gas Engines ve							
-1	#4883 957AC	1				DGD	SEAL AND GASKET PACKAGE, Transmission
2	52104 244AB	1			EPO	DGO	TUBE, Transmission Oil Filler
3	52104 240AB	1			EP0, ER0	DGO	INDICATOR, Transmission Fluid Level
4	52118 629AB	1			EP0, ER0	DGO	SEAL, Oil Filler Tube
5	5211 8593	1				DGD	CASE, Transmission
6	4431 433	1				DGD	SUPPORT, Output Shaft
7	5211 8076	1				DGD	ADAPTER, Transmission
8	4269 956	1				DGD	SEAL, Adapter
9	J400 1701	11				DGO	SCREW, Hex Self Tapping, .19-16x.50
10	6030 849	5				DGD	SCREW AND WASHER, Hex Head Locking, .375-16x1.375
11	6028 095	1				DGD	PLUG, Pressure Check
12	6033 480	1				DGD	SNAP RING, Reverse Drum
13	4295 875	1				DGD	GASKET, Oil Pan
14	56028 181AB	1				DGD	SWITCH, Neutral, Safety, Back Up
15	2466 954	1				DGD	GASKET, Transmission Case
16	6036 141AA	1				DGD	SCREW
17	5202 8471	1				DGD	CONNECTOR, Oil Cooler Tube, .375 Tube x .25 Thread
18	4505 098	1				DGD	SEAL, Manual Shift Valve, 1.25 OD
19							NUT, (NOT SERVICED)
20	5211 8802	1				DGD	PAN, Transmission Oil
21	4723 548	14				DGD	SCREW AND WASHER, Hex Head, .312-18x.625
22	5211 8408	1				DGD	COVER, Transmission Converter
23	1150 2628	2				DGD	BOLT, Hex Flange Head, M8x1.25x30
24	1150 4922	1				DGD	BOLT, Hex Head, M12x1.75x50
25	3420 1837	1				DGD	BOLT, Hex Flange Head, M12x1.75x90
26	6033 157	1				DGD	STUD, .375-16x2.312
27	6033 479	6				DGD	BOLT, Hex Head, .25-28x1-5/8
28	3681 601	1				DGD	MAGNET, Transmission
29	2408 143	1				DGO	WASHER, Switch
30	6033 616	5				DGD	SCREW, Hex Flange Head, .25-28x.875

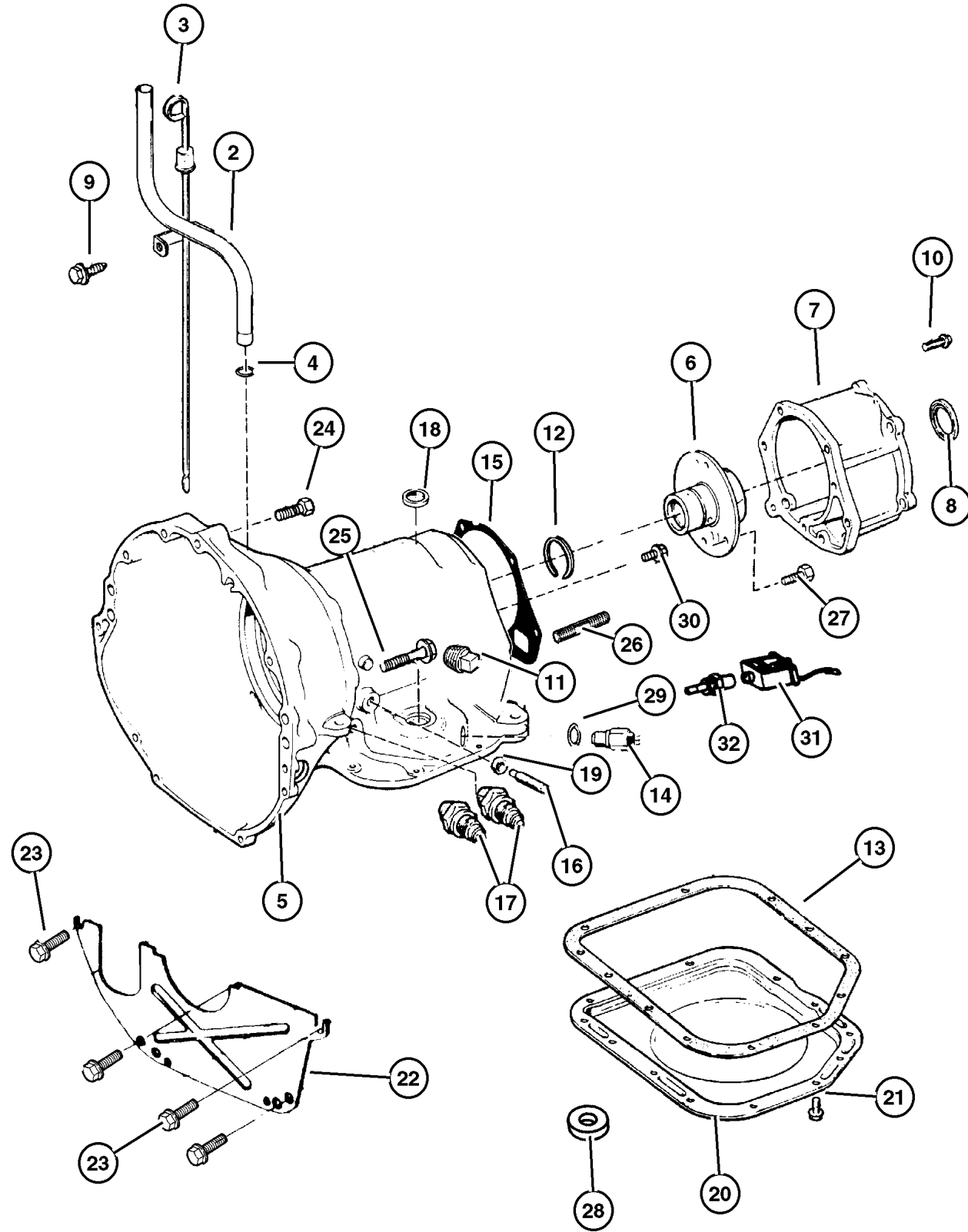
JEEP WRANGLER (TJ)

SERIES	LINE	BODY	ENGINE	TRANSMISSION
H=Sport	J = Wrangler 4WD	77=93.4 WB	EPE, EP0 = 2.5L Power Tech	DGG, DGD = 32RH 3 Spd. Auto.
L=SE	U = Wrangler 4WD (RHD)		ERH, ER0 = 4.0L Power Tech	DDQ = 5 Spd. Manual
P=Sahara				DDD = 5 Speed HD Manual
				DGO = Auto Trans.
				DBB = Manual Trans.
				DDO = All 5 Speed Manual

AR = Use as required - = Non illustrated part # = New this model year

February 6, 2002

Case and Related Parts 30RH (DGD)
Figure 30RH-210



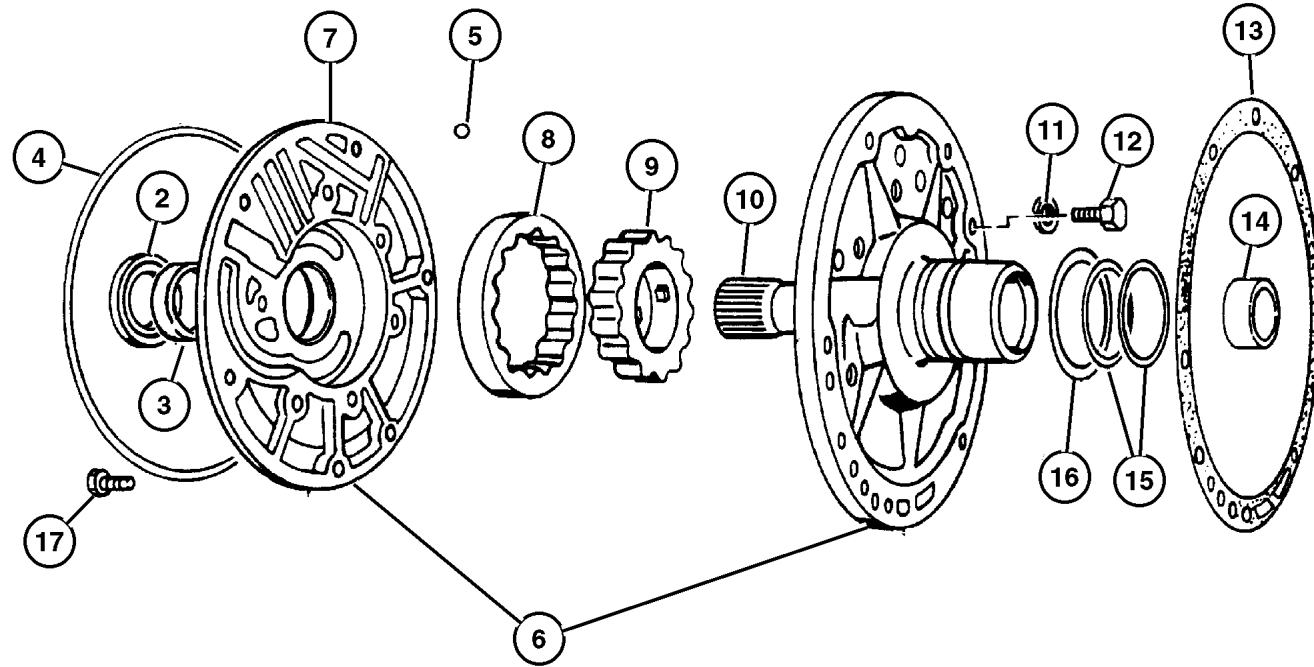
ITEM	PART NUMBER	QTY	LINE	SERIES	ENGINE	TRANS	DESCRIPTION
31	5211 8595	1				DGD	SOLENOID, Transmission
32	5603 8235	1				DGD	CONNECTOR, Wiring

JEEP WRANGLER (TJ)				
SERIES	LINE	BODY	ENGINE	TRANSMISSION
H=Sport	J = Wrangler 4WD	77=93.4 WB	EPE, EP0 = 2.5L Power Tech	DGG, DGD = 32RH 3 Spd. Auto.
L=SE	U = Wrangler 4WD (RHD)		ERH, ER0 = 4.0L Power Tech	DDQ = 5 Spd. Manual
P=Sahara				DDD = 5 Speed HD Manual
				DG0 = Auto Trans.
				DBB = Manual Trans.
				DDO = All 5 Speed Manual

AR = Use as required - = Non illustrated part # = New this model year

February 6, 2002

**Oil Pump 30RH (DGD)
Figure 30RH-310**



ITEM	PART NUMBER	QTY	LINE	SERIES	ENGINE	TRANS	DESCRIPTION
Note: ve							
DGD = 3 Speed Automatic Transmission 30RH ve							
DGO = All Automatic Transmissions ve							
EPE = 2.5L SMPI Magnum 4 Cyl Engine ve							
EP0 = All 2.5L 4 Cyl Gas Engines ve							
-1	4713 108AB	1				DGD	GASKET AND SEAL PACKAGE, Transmission Oil Pump
2	4412 475	1				DGD	SEAL, Impeller Hub, 57.25mm OD
3	1853 595	1				DGD	BUSHING, Front Pump
4	2204 709	1				DGD	SEAL, Front Pump Housing
5							BALL, Valve Body Check, (NOT SERVICED)
6	52118 267AB	1				DGD	PUMP, Transmission Oil
7							HOUSING, Pump, (NOT SERVICED)
8							ROTOR, Oil Pump, (NOT SERVICED)
9							ROTOR, Oil Pump, (NOT SERVICED)
10							SHAFT, Oil Pump, (NOT SERVICED)
11							LOCK WASHER, (NOT SERVICED)
12	0179 815	6				DGD	SCREW, Hex Head, .312-18x.687
13	5211 8266	1				DGD	GASKET, Transmission Oil Pump
14	4028 545	1				DGD	BUSHING, Reaction Shaft
15	4471 874	2				DGD	SEAL, Ring Reaction Support, 2 1/16 O.D.
16	4617 786	1				DGD	THRUST WASHER, Front Clutch
17	6023 943	6				DGD	SCREW AND WASHER, Hex Flange Head, .312-18x1.375

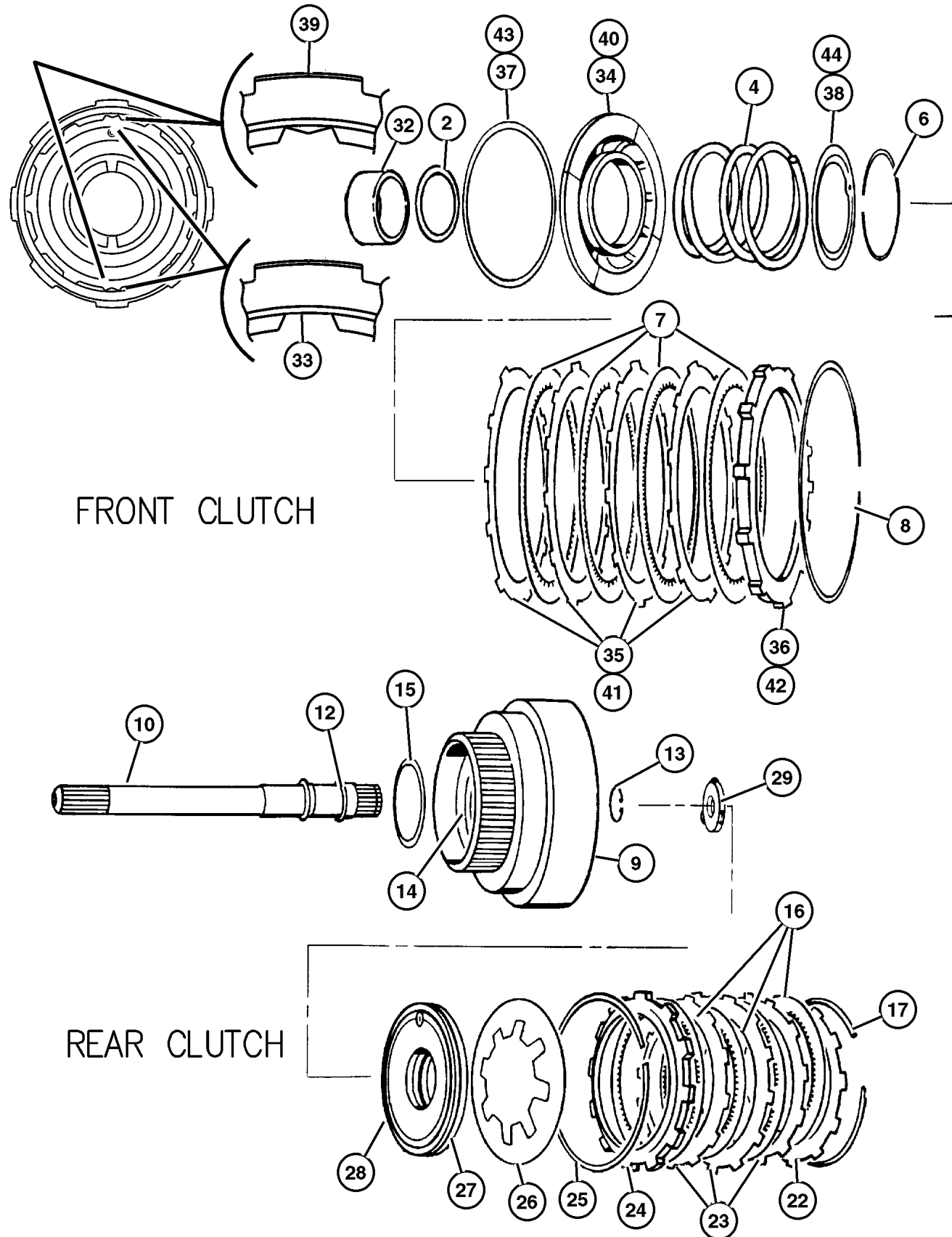
JEEP WRANGLER (TJ)

SERIES	LINE	BODY	ENGINE	TRANSMISSION
H=Sport	J = Wrangler 4WD	77=93.4 WB	EPE, EP0 = 2.5L Power Tech	DGG, DGD = 32RH 3 Spd. Auto.
L=SE	U = Wrangler 4WD (RHD)		ERH, ER0 = 4.0L Power Tech	DDQ = 5 Spd. Manual
P=Sahara				DDD = 5 Speed HD Manual
				DGO = Auto Trans.
				DBB = Manual Trans.
				DDO = All 5 Speed Manual

AR = Use as required - = Non illustrated part # = New this model year

February 6, 2002

**Clutch, Front and Rear 30RH (DGD)
Figure 30RH-410**



ITEM	PART NUMBER	QTY	LINE	SERIES	ENGINE	TRANS	DESCRIPTION
Note: ve							
DGD = 3 Speed Automatic Transmission 30RH ve							
DGO = All Automatic Transmissions ve							
EPE = 2.5L SMPI Magnum 4 Cyl Engine ve							
EP0 = All 2.5L 4 Cyl Gas Engines ve							
-1	#5252 926AB	1				DGD	SEAL PACKAGE, Transmission Clutch
2	3515 176	1				DGD	SEAL, Front Clutch Piston
-3	0147 483	1				DGD	CHECK BALL, Dia-.187
4	3515 054	1				DGD	SPRING, Front Clutch
-5	0147 483	1				DGD	CHECK BALL, Dia-.187
6	1942 400	1				DGD	SNAP RING
7	4617 362	4				DGD	DISC, Direct Clutch
8	3410 571	1				DGD	SNAP RING
9	4505 195	1				DGD	RETAINER, Transmission Rear Clutch
10							SHAFT, Input, (NOT SERVICED)
-11	0147 483	1				DGD	CHECK BALL, Dia-.187
12	1401 221AB	1				DGD	SEAL, Input Shaft
13	6022 859	1				DGD	SNAP RING, .890625
14	4028 333	1				DGD	SEAL, Rear Clutch, 1.50 ODx.009 Thk
15	4617 786	1				DGD	THRUST WASHER, Front Clutch
16	4713 880	3				DGD	DISC, Clutch
17	4130 761	1				DGD	SNAP RING
-18	4539 121	1				DGD	SNAP RING, Rear Clutch, .076
-19	4539 122	1				DGD	SNAP RING, Rear Clutch, .098
-20	4539 123	1				DGD	SNAP RING, Rear Clutch, .095
-21	4539 124	1				DGD	SNAP RING, Rear Clutch, .107
22	4617 176	1				DGD	PLATE, Transmission Clutch Reaction
23	1942 403AB	2				DGD	PLATE, Clutch Separator
24	2466 281	1				DGD	PLATE, Clutch Pressure
25	2466 283	1				DGD	SPRING, Rear Clutch
26	4728 487	1				DGD	SPRING, Rear Clutch Piston
27	2538 510	1				DGD	SEAL, Rear Clutch Piston
28	3515 716	1				DGD	PISTON, Clutch
29	4505 185	1				DGD	THRUST WASHER, Output Shaft, Gray .052
-30	4505 186	1				DGD	THRUST WASHER, Output Shaft, Red .068
-31	4505 187	1				DGD	THRUST WASHER, Output Shaft, Green .083
32	4617 157	1				DGD	BUSHING, Front Clutch
33	4531 285	1				DGD	RETAINER AND BUSHING, Transmission Front Clutch, Up to 01-07-2000
34	4617 154	1				DGD	PISTON, Clutch
35	1942 403AB	2				DGD	PLATE, Clutch Separator
36	4617 176	1				DGD	PLATE, Transmission Clutch Reaction

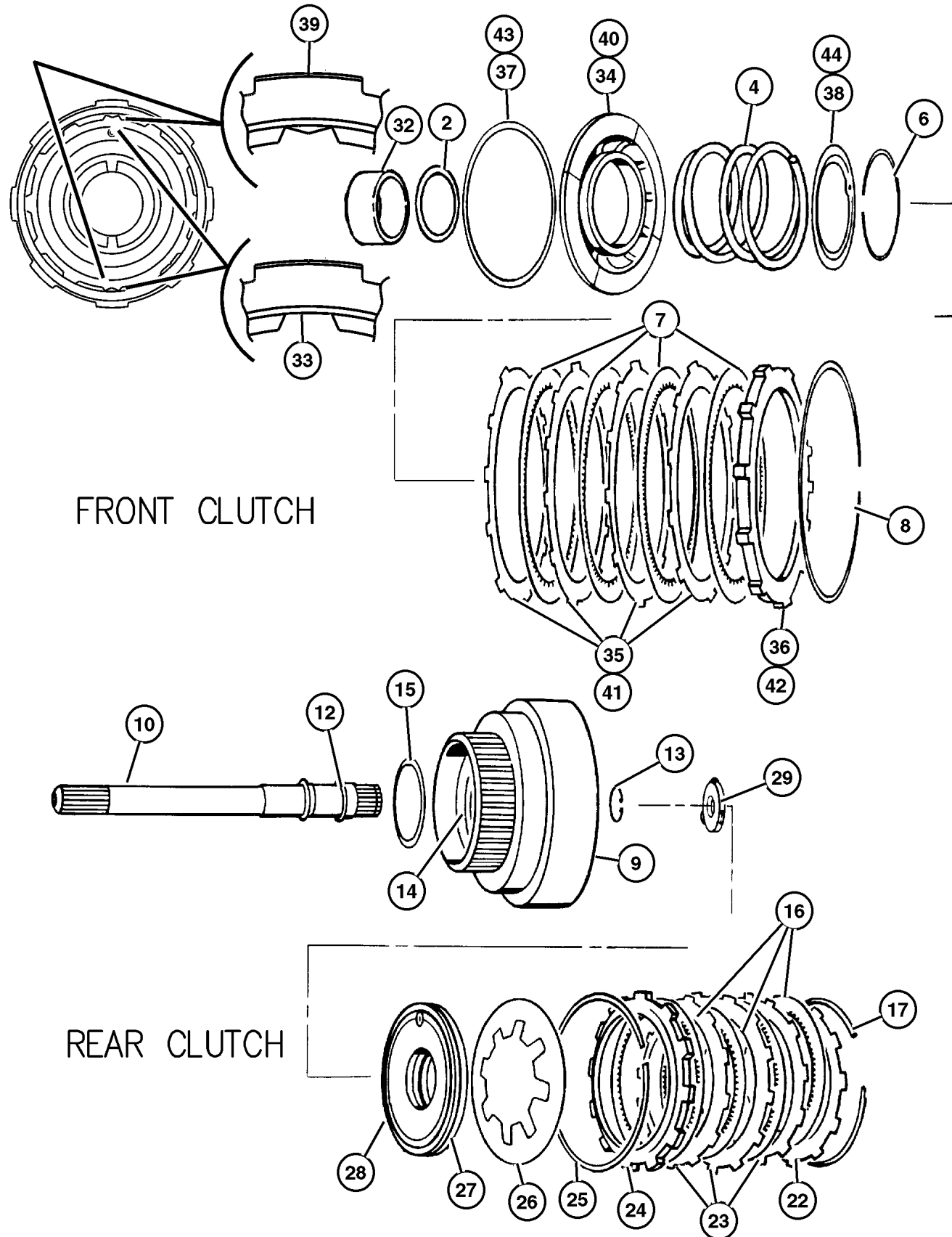
JEEP WRANGLER (TJ)

SERIES	LINE	BODY	ENGINE	TRANSMISSION
H=Sport	J = Wrangler 4WD	77=93.4 WB	EPE, EP0 = 2.5L Power Tech	DGG, DGD = 32RH 3 Spd. Auto.
L=SE	U = Wrangler 4WD (RHD)		ERH, ER0 = 4.0L Power Tech	DDQ = 5 Spd. Manual
P=Sahara				DDD = 5 Speed HD Manual
				DGO = Auto Trans.
				DBB = Manual Trans.
				DDO = All 5 Speed Manual

AR = Use as required - = Non illustrated part # = New this model year

February 6, 2002

Clutch, Front and Rear 30RH (DGD)
Figure 30RH-410



FRONT CLUTCH

REAR CLUTCH

ITEM	PART NUMBER	QTY	LINE	SERIES	ENGINE	TRANS	DESCRIPTION
37	4058 487	1				DGD	SEAL, Front Piston Clutch
38	4617 516AB	1				DGD	RETAINER, Transmission Front Clutch Piston Spring
39	#4531 285AB	1				DGD	RETAINER AND BUSHING, Transmission Front Clutch, From 01-07-2000
40	4617 154AB	1				DGD	PISTON, Clutch
41	1942 403AC	4				DGD	PLATE, Clutch Separator
42	4617 176AB	1				DGD	PLATE, Transmission Clutch Reaction
43	4058 487AB	1				DGD	SEAL, Front Piston Clutch
44	4617 516AC	1				DGD	RETAINER, Transmission Front Clutch Piston Spring

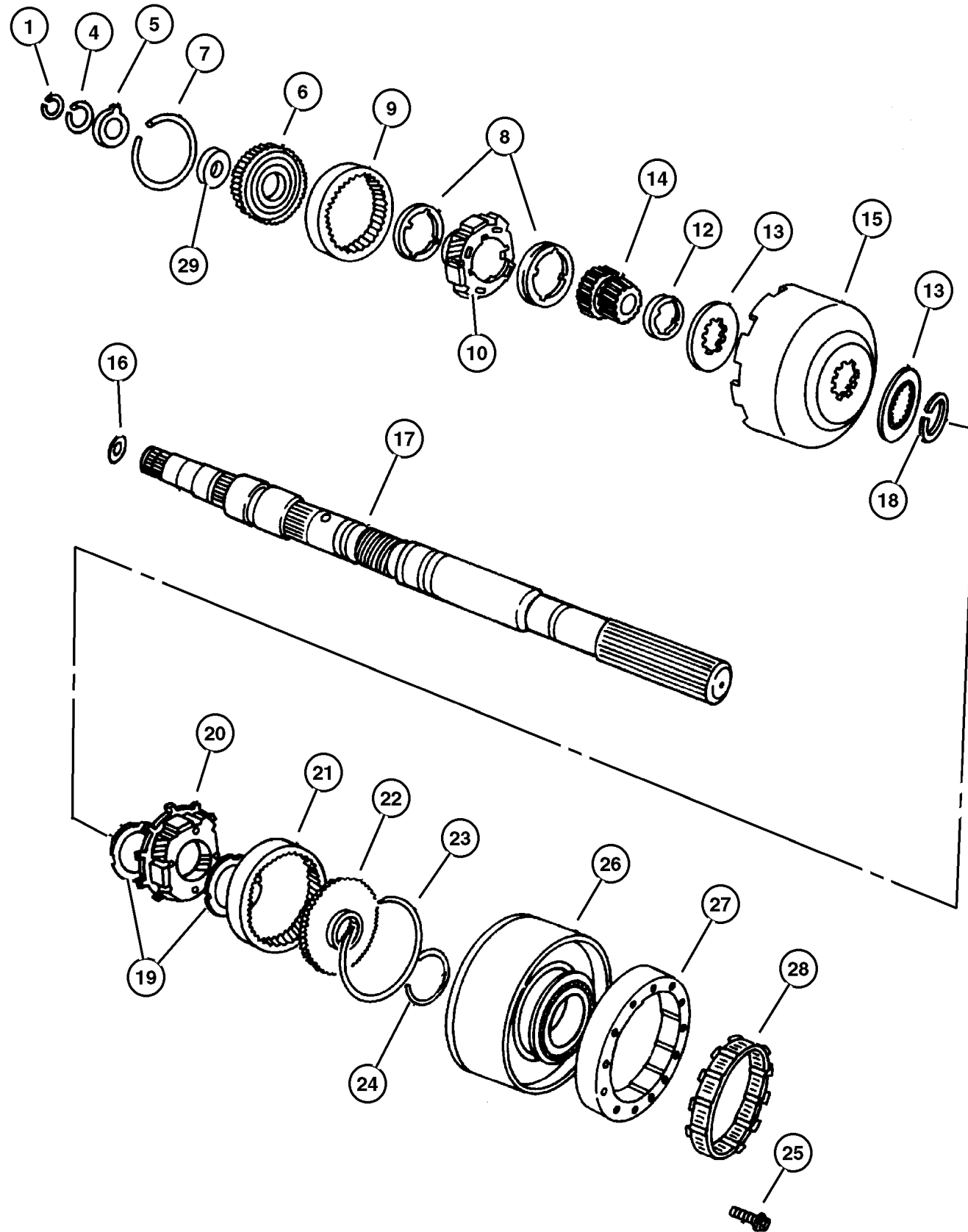
JEEP WRANGLER (TJ)

SERIES	LINE	BODY	ENGINE	TRANSMISSION
H=Sport	J = Wrangler 4WD	77=93.4 WB	EPE, EP0 = 2.5L Power Tech	DGG, DGD = 32RH 3 Spd. Auto.
L=SE	U = Wrangler 4WD (RHD)		ERH, ER0 = 4.0L Power Tech	DDQ = 5 Spd. Manual
P=Sahara				DDD = 5 Speed HD Manual
				DG0 = Auto Trans.
				DBB = Manual Trans.
				DDO = All 5 Speed Manual

AR = Use as required - = Non illustrated part # = New this model year

February 6, 2002

Output Shaft 30RH (DGD)
Figure 30RH-420

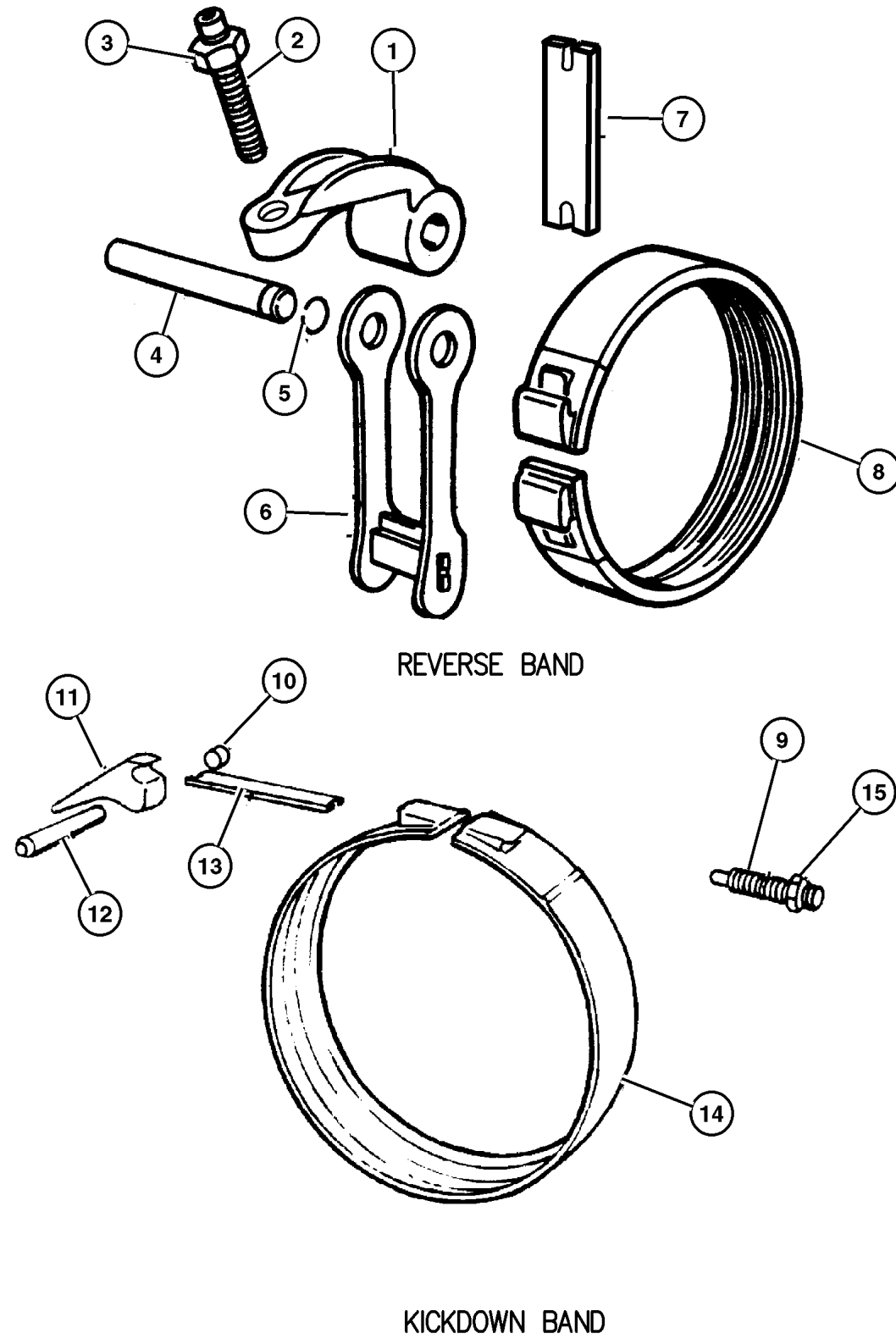


ITEM	PART NUMBER	QTY	LINE	SERIES	ENGINE	TRANS	DESCRIPTION
Note: ve							
DGD = 3 Speed Automatic Transmission 30RH ve							
DGO = All Automatic Transmissions ve							
EPE = 2.5L SMPI Magnum 4 Cyl Engine ve							
EP0 = All 2.5L 4 Cyl Gas Engines ve							
1	6026 289	1				DGD	SNAP RING, .946 ID
-2	6030 938	1				DGD	SNAP RING
-3	6030 404	1				DGD	SNAP RING, Output Shaft, 1.029 OD
4	6030 576	1				DGD	SNAP RING, Annulus Gear, 1.375 ID
5	3681 969	1				DGD	THRUST WASHER, Annulus Gear
6	4617 774	1				DGD	SUPPORT, Annulus Gear
7	6030 576	1				DGD	SNAP RING, Annulus Gear, 1.375 ID
8	4130 518	2				DGD	THRUST WASHER, Planetary Carrier
9	4130 512	1				DGD	GEAR, Front Annulus
10	4130 514	1				DGD	CARRIER, Planetary Pinion
-11	3681 949	8				DGD	THRUST WASHER, Planet Pinion
12	4130 736	1				DGD	SPACER, Sun Gear
13	4471 566	2				DGD	PLATE, Transmission Module
14	4130 685	1				DGD	GEAR, Sun
15	4531 288	1				DGD	SHELL, Sun Gear
16	4505 188	1				DGD	PLATE, Transmission Module
17	4617 320	1				DGD	MAINSHAFT, Transmission
18	1942 439	1				DGD	SNAP RING, Sun Gear Shell
19	3681 935	1				DGD	THRUST WASHER, Planetary Carrier
20	4431 438	1				DGD	CARRIER, Planetary Pinion
21	3743 184	1				DGD	GEAR, Rear Annulus
22	3515 501	1				DGD	SUPPORT, Annulus Gear
23	1942 444	1				DGD	SNAP RING
24	6033 480	1				DGD	SNAP RING, Reverse Drum
25	6033 616	5				DGD	SCREW, Hex Flange Head, .25-28x.875
26	4637 956	1				DGD	DRUM PACKAGE, Transmission
27	4431 690	1				DGD	CAM, Overrunning Clutch
28	4431 432	1				DGD	CLUTCH, Overrunning
29	4617 775	1				DGD	PLATE, Annulus Gear Thrust

JEEP WRANGLER (TJ)

SERIES	LINE	BODY	ENGINE	TRANSMISSION
H=Sport	J = Wrangler 4WD	77=93.4 WB	EPE, EP0 = 2.5L Power Tech	DGG, DGD = 32RH 3 Spd. Auto.
L=SE	U = Wrangler 4WD (RHD)		ERH, ER0 = 4.0L Power Tech	DDQ = 5 Spd. Manual
P=Sahara				DDD = 5 Speed HD Manual
				DGO = Auto Trans.
				DBB = Manual Trans.
				DDO = All 5 Speed Manual

**Bands 30RH (DGD)
Figure 30RH-510**



ITEM	PART NUMBER	QTY	LINE	SERIES	ENGINE	TRANS	DESCRIPTION
Note: ve							
DGD = 3 Speed Automatic Transmission 30RH ve							
DGO = All Automatic Transmissions ve							
EPE = 2.5L SMPI Magnum 4 Cyl Engine ve							
EP0 = All 2.5L 4 Cyl Gas Engines ve							
1	3681 139	1				DGD	LEVER, Reverse Band
2	6030 704	1				DGD	SCREW, Cap, .437-20x1.812
3	0271 506	1				DGD	NUT, Hex, .42-20
4	3410 102	1				DGD	SHAFT, Reverse Band
5	6030 657	1				DGD	O RING, Steering Gear
6	2464 439	1				DGD	LINK, Transmission Reverse Band
7	3515 589	1				DGD	STRUT, Reverse Band
8	4431 405	1				DGD	BAND, Reverse
9	6036 141AA	1				DGD	SCREW
10							PLUG, (NOT SERVICED)
11	2125 067	1				DGD	LEVER, Kickdown
12	4531 181	1				DGD	SHAFT, Band Lever
13	3515 084	1				DGD	STRUT, Kickdown Band
14	4617 849	1				DGD	BAND, Kickdown
15	0124 934	1				DGD	NUT, Hex Jam, .50-20

JEEP WRANGLER (TJ)

SERIES	LINE	BODY	ENGINE	TRANSMISSION
H=Sport	J = Wrangler 4WD	77=93.4 WB	EPE, EP0 = 2.5L Power Tech	DGG, DGD = 32RH 3 Spd. Auto.
L=SE	U = Wrangler 4WD (RHD)		ERH, ER0 = 4.0L Power Tech	DDQ = 5 Spd. Manual
P=Sahara				DDD = 5 Speed HD Manual
				DGO = Auto Trans.
				DBB = Manual Trans.
				DDO = All 5 Speed Manual

AR = Use as required - = Non illustrated part # = New this model year

February 6, 2002

**Governor 30RH (DGD)
Figure 30RH-610**

ITEM	PART NUMBER	QTY	LINE	SERIES	ENGINE	TRANS	DESCRIPTION
------	-------------	-----	------	--------	--------	-------	-------------

Note: ve

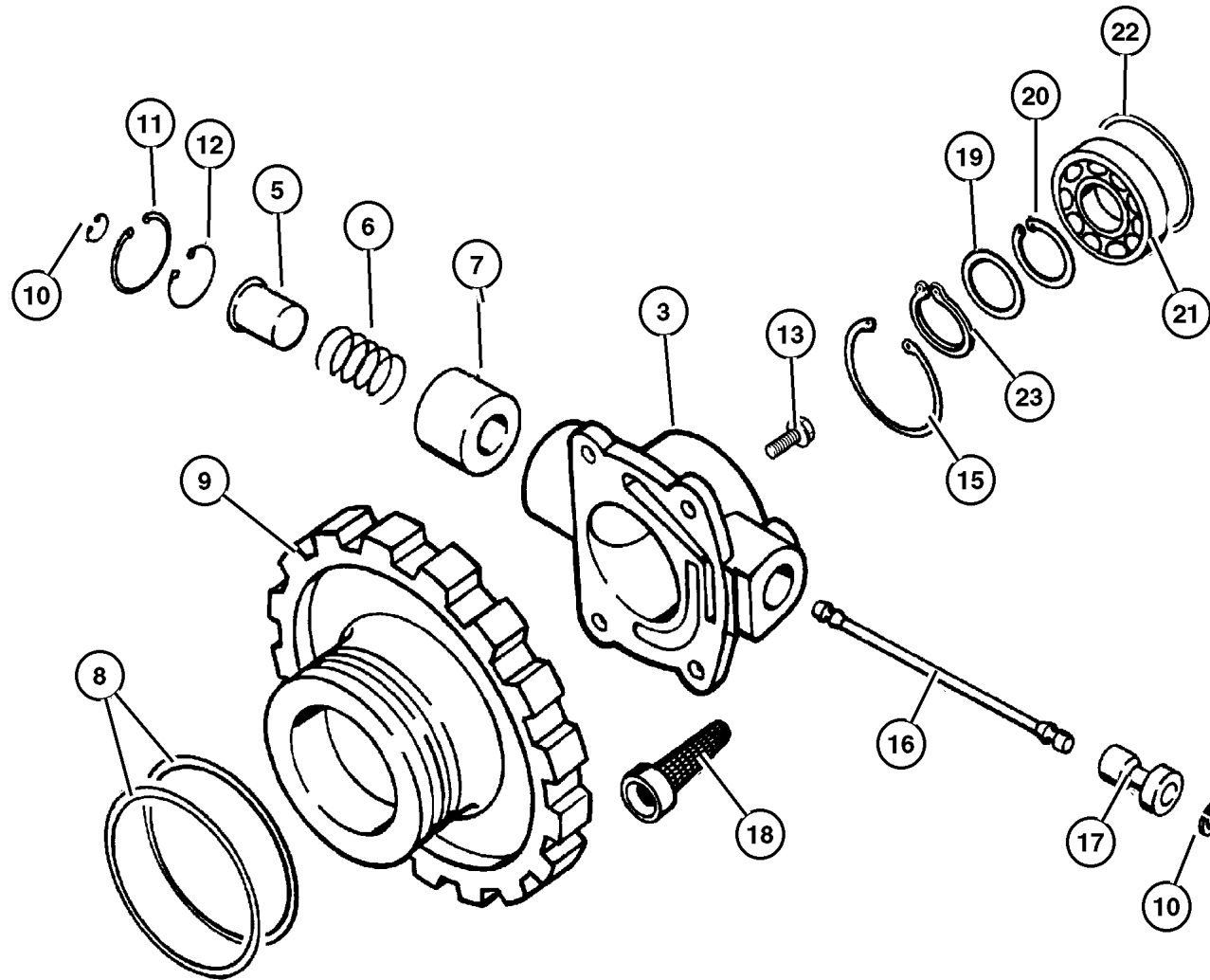
DGD = 3 Speed Automatic Transmission 30RH ve

DG0 = All Automatic Transmissions ve

EPE = 2.5L SMPI Magnum 4 Cyl Engine ve

EP0 = All 2.5L 4 Cyl Gas Engines ve

-1	4883 956AB	1				DGD	GASKET AND SEAL PACKAGE, Governor
-2	4728 460	1				DGD	BODY PACKAGE, Governor
3							BODY, Governor, (NOT SERVICED)
-4	5211 7938	1				DGD	WEIGHT KIT, Transmission Governor
5							INNER, Inner, (NOT SERVICED)
6							SPRING, Governor Valve, (NOT SERVICED)
7							WEIGHT, Governor, (NOT SERVICED)
8	1942 109	1				DGD	SEAL, Governor
9	3743 518	1				DGD	SUPPORT, Governor
10	1638 461	2				DGD	SNAP RING
11	6031 392	1				DGD	SNAP RING, Brake Master Cylinder
12	6034 723	1				DGD	SNAP RING, Governor, .675 x .025
13	6031 613	2				DGD	BOLT, Hex Head, .25-20x.68
-14	6034 788	2				DGD	BOLT, Hex Head, .25-20x1.33
15	6027 271	1				DGD	SNAP RING, Governor, 1.156
16	1556 082	1				DGD	SHAFT, Governor
17	4617 064	1				DGD	VALVE, Governor
18	3743 519	1				DGD	FILTER, Transmission Governor
19	4617 799	1				DGD	SPACER, Output Shaft
20	6025 668	1				DGD	SNAP RING, 1.150" Free Diameter
21	4130 537	1				DGD	BEARING, Output Shaft
22	6032 739	1				DGD	O RING, Output Shaft Bearing, Transmission
23	6025 668	1				DGD	SNAP RING, 1.150" Free Diameter



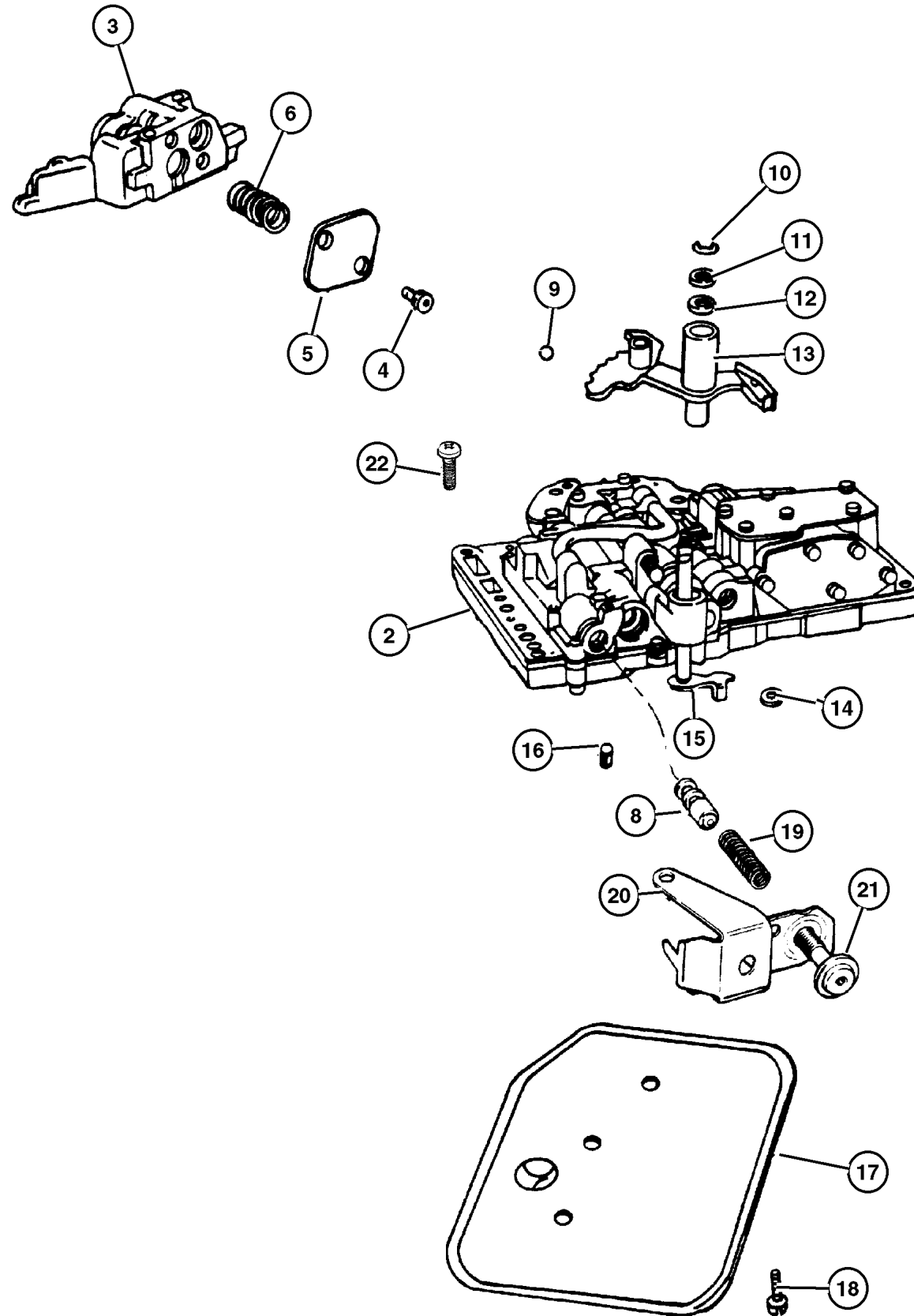
JEEP WRANGLER (TJ)

SERIES	LINE	BODY	ENGINE	TRANSMISSION
H=Sport	J = Wrangler 4WD	77=93.4 WB	EPE, EP0 = 2.5L Power Tech	DGG, DGD = 32RH 3 Spd. Auto.
L=SE	U = Wrangler 4WD (RHD)		ERH, ER0 = 4.0L Power Tech	DDQ = 5 Spd. Manual
P=Sahara				DDD = 5 Speed HD Manual
				DG0 = Auto Trans.
				DBB = Manual Trans.
				DD0 = All 5 Speed Manual

AR = Use as required - = Non illustrated part # = New this model year

February 6, 2002

Valve Body 30RH (DGD)
Figure 30RH-710



ITEM	PART NUMBER	QTY	LINE	SERIES	ENGINE	TRANS	DESCRIPTION
Note: ve							
DGD = 3 Speed Automatic Transmission 30RH ve							
DGO = All Automatic Transmissions ve							
EPE = 2.5L SMPI Magnum 4 Cyl Engine ve							
EP0 = All 2.5L 4 Cyl Gas Engines ve							
-1	4713 105AB	1				DGD	GASKET AND SEAL PACKAGE, Valve Body
2	5211 8596	1				DGD	BODY, Transfer Plate
3							BODY, Transfer Plate, (NOT SERVICED)
4							SCREW, Pan Head, .19-24x.440, (NOT SERVICED)
5							PLATE, (NOT SERVICED)
6							SPRING, Lock Up Valve, (NOT SERVICED)
-7							SCREW AND WASHER, Hex Flange Head, .190-24x1.54, (NOT SERVICED)
8	4505 036	1				DGD	VALVE, Trans Lockup Switch
9	0147 488	1				DGD	BALL, Manual Lever Detent, .343 Diameter
10	6035 208	1				DGD	SNAP RING
11	2538 062	1				DGD	WASHER, Manual Valve Lever
12	2466 548	1				DGD	SEAL, Valve Lever Shift
13	4617 437	1				DGD	LEVER, Manual Valve
14	4505 098	1				DGD	SEAL, Manual Shift Valve, 1.25 OD
15	3681 227	1				DGD	LEVER, Throttle Valve
16	3878 313	1				DGD	SCREEN, Transmission Regulator Valve
17	3515 996	1				DGD	FILTER, Valve Body
18	6033 826	3				DGD	SCREW AND WASHER, Oil Filter Mounting, Fillester Head .190-24x2.500
19	4130 492	1				DGD	SPRING, Switch Valve
20							BRACKET, (NOT SERVICED)
21	6030 609	1				DGD	SCREW, Cap Head Lock, .312-24x1.25
22							SCREW, (NOT SERVICED)
-23	4348 907	1				DGD	SPRING, Limit Valve

JEEP WRANGLER (TJ)

SERIES	LINE	BODY	ENGINE	TRANSMISSION
H=Sport	J = Wrangler 4WD	77=93.4 WB	EPE, EP0 = 2.5L Power Tech	DGG, DGD = 32RH 3 Spd. Auto.
L=SE	U = Wrangler 4WD (RHD)		ERH, ER0 = 4.0L Power Tech	DDQ = 5 Spd. Manual
P=Sahara				DDD = 5 Speed HD Manual
				DGO = Auto Trans.
				DBB = Manual Trans.
				DDO = All 5 Speed Manual

Servos 30RH (DGD)
Figure 30RH-720

ITEM	PART NUMBER	QTY	LINE	SERIES	ENGINE	TRANS	DESCRIPTION
------	-------------	-----	------	--------	--------	-------	-------------

Note: ve

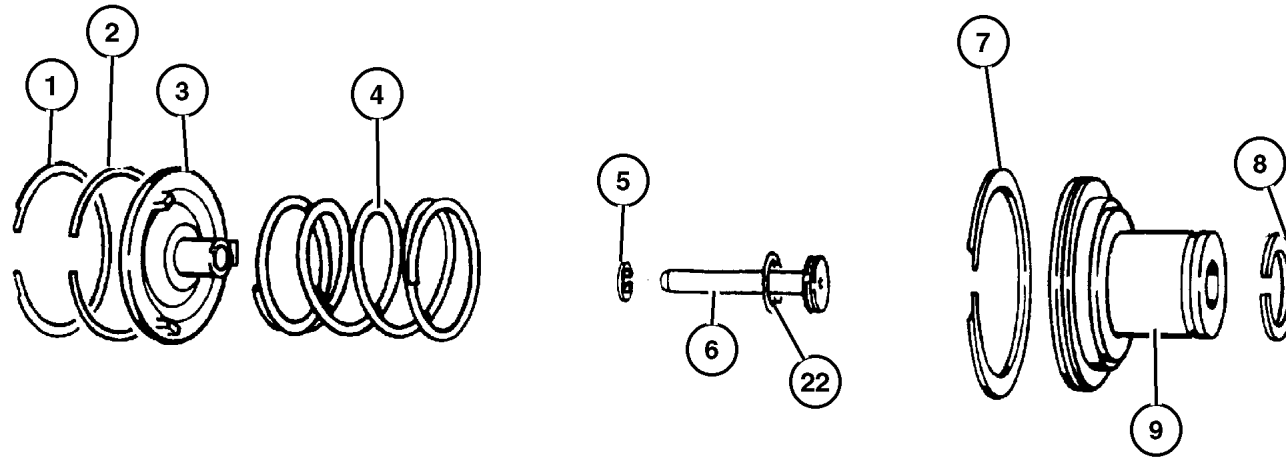
DGD = 3 Speed Automatic Transmission 30RH ve

DG0 = All Automatic Transmissions ve

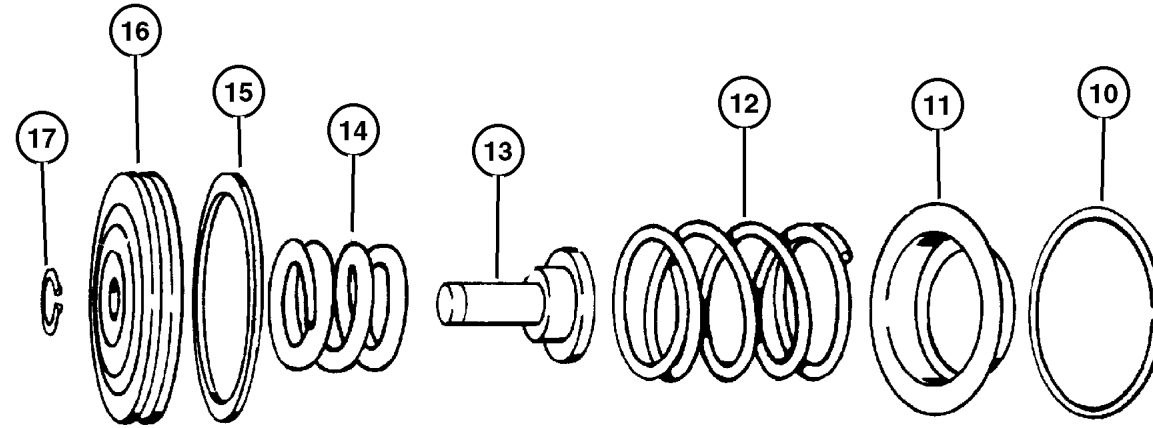
EPE = 2.5L SMPI Magnum 4 Cyl Engine ve

EP0 = All 2.5L 4 Cyl Gas Engines ve

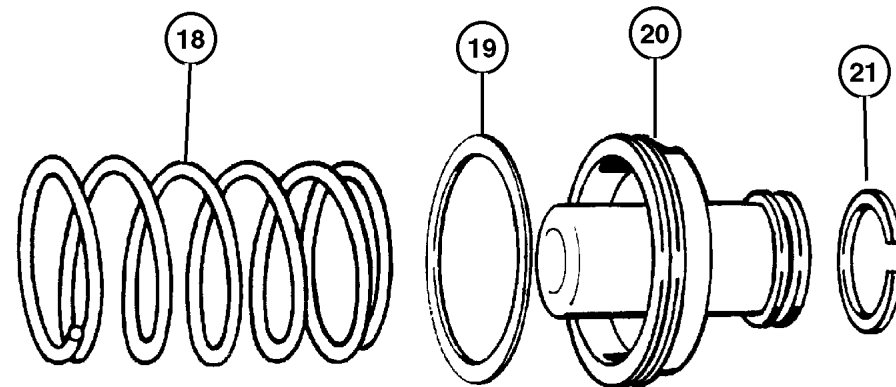
1	1942 486	1				DGD	SNAP RING
2	3743 014	1				DGD	SEAL, Kickdown Servo
3	1942 485	1				DGD	GUIDE, Kickdown Servo
4							SPRING, Kickdown Servo Piston, (NOT SERVICED)
5	6031 392	1				DGD	SNAP RING, Brake Master Cylinder
6	4058 943	1				DGD	ROD, Kickdown Servo Piston
7	3743 014	1				DGD	SEAL, Kickdown Servo
8	1636 470	1				DGD	SEAL, Servo Piston
9	4058 942	1				DGD	PISTON, Kickdown Servo
10	2464 464	1				DGD	SNAP RING
11	2464 463	1				DGD	RETAINER, Transmission Rear Clutch
12	2801 274	1				DGD	SPRING, Reverse Servo Piston
13	5211 8741	1				DGD	PLUG, Reverse Servo Piston
14	3743 580	1				DGD	SPRING, Reverse Servo Piston
15	4202 864	1				DGD	SEAL, Reverse Servo Piston
16	5211 8744	1				DGD	PISTON, Reverse Servo
17	6027 153	1				DGD	SNAP RING, .435 ID
18	4531 259	1				DGD	SPRING, Transmission Accumulator
19	3743 013	1				DGD	SEAL, Piston Accumulator
20	3743 650	1				DGD	PISTON, Accumulator
21	3743 010	1				DGD	SEAL, Piston Accumulator
22	6031 410	1				DGD	O RING, Trans Kickdown Servo



KICKDOWN SERVO



LOW AND REVERSE SERVO



ACCUMULATOR PISTON AND SPRING

JEEP WRANGLER (TJ)

SERIES
H=Sport
L=SE
P=Sahara

LINE
J = Wrangler 4WD
U = Wrangler 4WD (RHD)

BODY
77=93.4 WB

ENGINE
EPE, EP0 = 2.5L Power Tech
ERH, ER0 = 4.0L Power Tech

TRANSMISSION
DGG, DGD = 32RH 3 Spd. Auto.
DDQ = 5 Spd. Manual
DDD = 5 Speed HD Manual
DG0 = Auto Trans.
DBB = Manual Trans.
DD0 = All 5 Speed Manual

**Parking Sprag 30RH (DGD)
Figure 30RH-730**

ITEM	PART NUMBER	QTY	LINE	SERIES	ENGINE	TRANS	DESCRIPTION
------	-------------	-----	------	--------	--------	-------	-------------

Note: ve

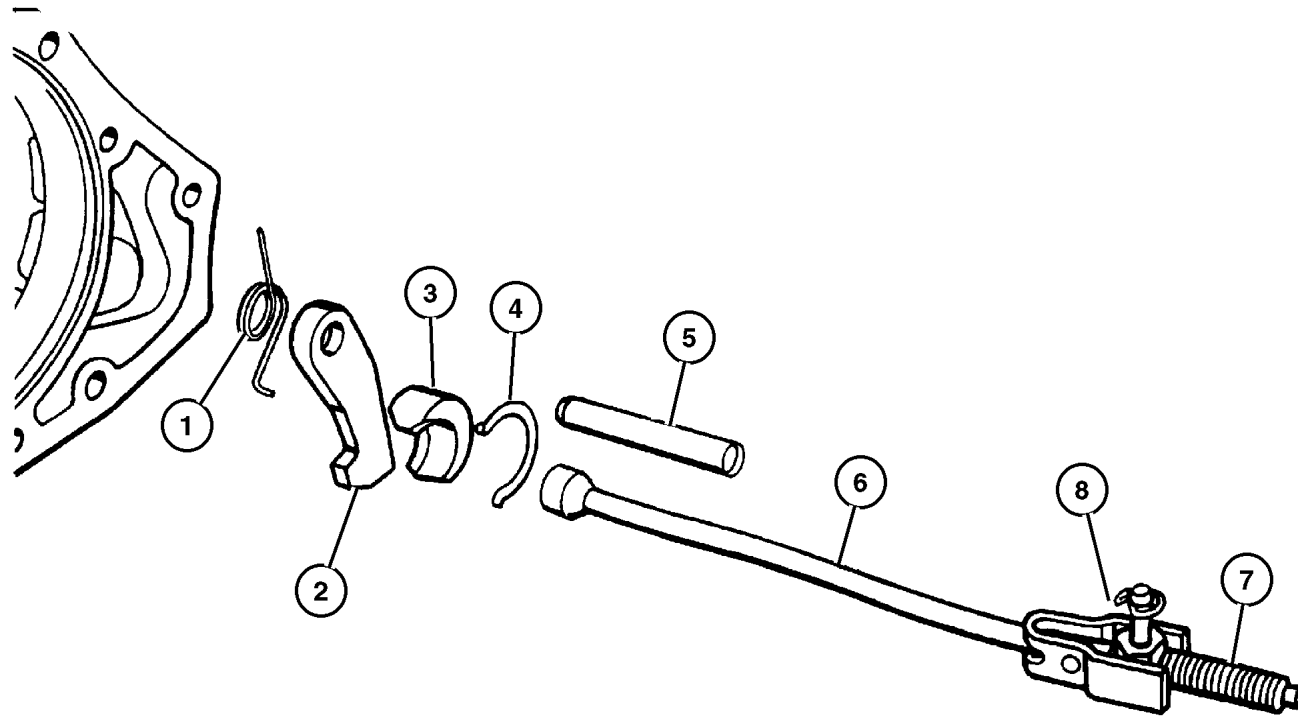
DGD = 3 Speed Automatic Transmission 30RH ve

DG0 = All Automatic Transmissions ve

EPE = 2.5L SMPI Magnum 4 Cyl Engine ve

EP0 = All 2.5L 4 Cyl Gas Engines ve

1	2466 909	1				DGD	SPRING, Parking Sprag
2	4471 415	1				DGD	SPRAG, Transmission Parking
3	2538 042	1				DGD	PLUG, Parking Sprag
4	2538 034	1				DGD	SNAP RING, Transmission
5	2466 892	1				DGD	SHAFT, Parking Sprag
6	2466 906	1				DGD	ROD, Parking Sprag
7							SPRING, Parking Sprag Return, (NOT SERVICED)
8	6035 256	1				DGD	SNAP RING, Rod



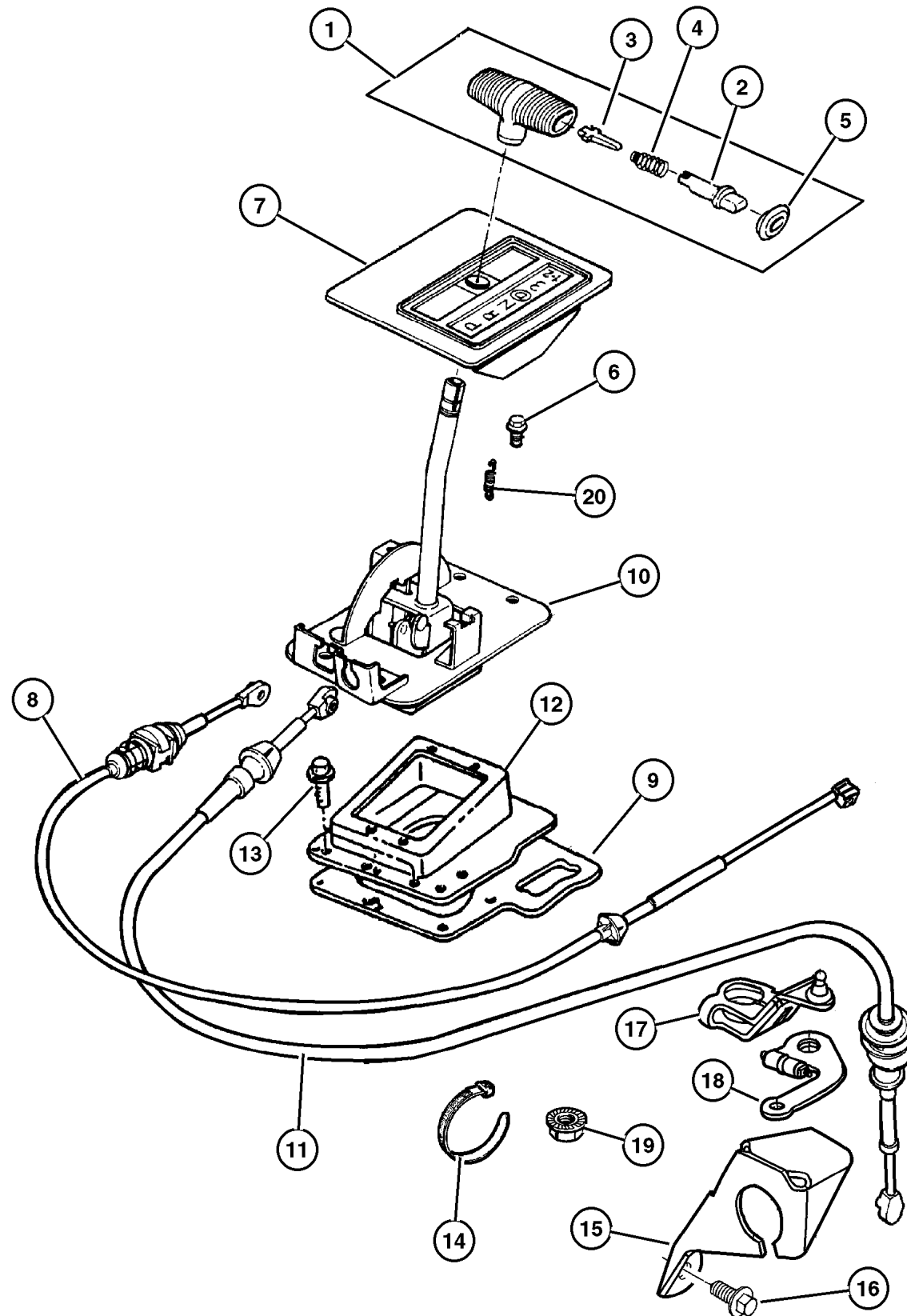
JEEP WRANGLER (TJ)

SERIES	LINE	BODY	ENGINE	TRANSMISSION
H=Sport	J = Wrangler 4WD	77=93.4 WB	EPE, EP0 = 2.5L Power Tech	DGG, DGD = 32RH 3 Spd. Auto.
L=SE	U = Wrangler 4WD (RHD)		ERH, ER0 = 4.0L Power Tech	DDQ = 5 Spd. Manual
P=Sahara				DDD = 5 Speed HD Manual
				DG0 = Auto Trans.
				DBB = Manual Trans.
				DD0 = All 5 Speed Manual

AR = Use as required - = Non illustrated part # = New this model year

February 6, 2002

Gearshift Controls 30RH (DGD) Figure 30RH-1230



ITEM	PART NUMBER	QTY	LINE	SERIES	ENGINE	TRANS	DESCRIPTION
Note: ve							
DBB = All Manual Transmissions ve							
DG0 = All Automatic Transmissions ve							
EPE = 2.5L SMPi Magnum 4 Cyl Engine ve							
EP0 = All 2.5L 4 Cyl Gas Engines ve							
ERH = 4.0L Power Tech Engine ve							
ER0 = All 4.0L 6 Cyl Gas Engines ve							
1	5210 4028	1				DG0	HANDLE, Gearshift
2	5300 0211	1				DG0	BUTTON, Gearshift Knob
3	5300 0865	1				DG0	LEVER, Gearshift
4	5300 0866	1				DG0	SPRING, Button Return
5	5207 7561	1				DG0	CAP, Gearshift Handle Button
6	6501 648	4				DG0	SCREW, Hex Flange Head, M8x1.25x25.00
7							BEZEL AND DIAL, Gearshift Lever
	55115 570AB	1	J			DG0	
	55115 571AB	1	U			DG0	
8	5210 4144	1				DG0	CABLE, Park Interlock
9							SEAL, Shift Housing
	5300 0659	1	J			DG0	
		1	U			DG0	RHD
10							HOUSING, Shift Lever
	52078 551AB	1	J			DG0	
	52078 841AB	1	U			DG0	
11	5210 4142	1				DG0	CABLE, Shift
12	5300 0704	1				DG0	COVER, Gearshift
13	J400 1701	9				DBB	SCREW, Hex Self Tapping, .19-16x.50
14	4641 780	1			EP0, ER0	DG0	STRAP, Tie
15	5207 8255	1				DG0	BRACKET, Shift Cable
16							SCREW AND WASHER, Truss Head, .312-18x.750, (NOT SERVICED)
17	52079 168AB	1			EP0, ER0	DG0	LEVER, Manual Control
18	3681 227	1				DGD	LEVER, Throttle Valve
19	6028 114	1				DG0	NUT, Hex, .437-14
20							SPRING, Pawl Return, (NOT SERVICED)

JEEP WRANGLER (TJ)

SERIES
H=Sport
L=SE
P=Sahara

LINE
J = Wrangler 4WD
U = Wrangler 4WD (RHD)

BODY
77=93.4 WB

ENGINE
EPE, EP0 = 2.5L Power Tech
ERH, ER0 = 4.0L Power Tech

TRANSMISSION
DGG, DGD = 32RH 3 Spd. Auto.
DDQ = 5 Spd. Manual
DDD = 5 Speed HD Manual
DG0 = Auto Trans.
DBB = Manual Trans.
DD0 = All 5 Speed Manual

Group – 32RH

Automatic Transmission 3 Speed

GROUP 32RH - Automatic Transmission 3 Speed

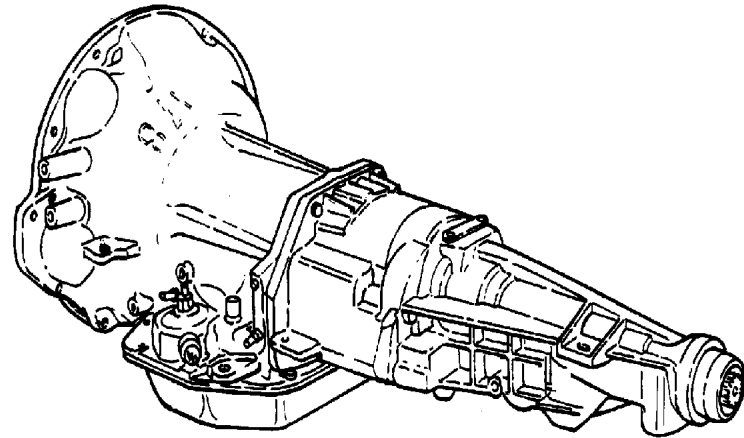
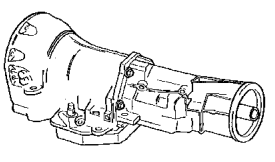
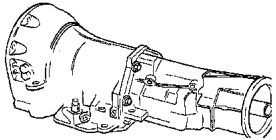


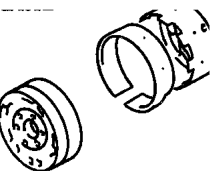
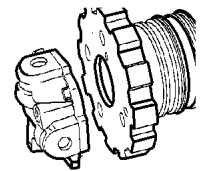
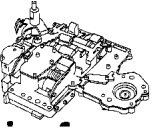
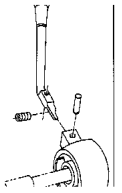
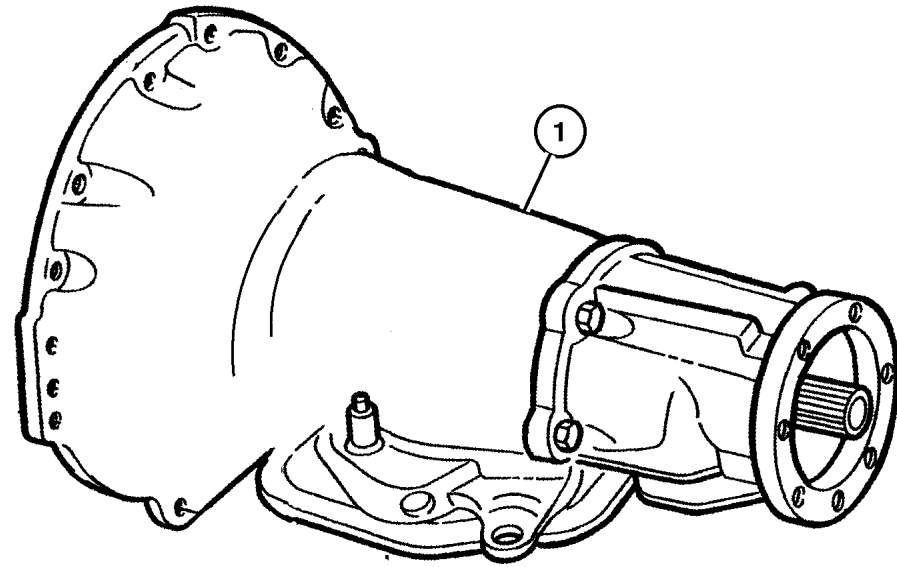


Illustration Title	Group-Fig. No.
Transmission Assembly	
Transmission 32RH (DGG)	Fig. 32RH-110
Case and Extension	
Case and Related Parts 32RH (DGG)	Fig. 32RH-210
Oil Pump	
Oil Pump 32RH (DGG)	Fig. 32RH-310
Gear Train	
Clutch, Front and Rear 32RH (DGG)	Fig. 32RH-410
Output Shaft 32RH (DGG)	Fig. 32RH-420
Bands, Reverse and Kickdown	
Bands 32RH (DGG)	Fig. 32RH-510
Governor	
Governor 32RH (DGG)	Fig. 32RH-610
Valve Body	
Valve Body 32RH (DGG)	Fig. 32RH-710
Servos 32RH (DGG)	Fig. 32RH-720
Parking Sprag 32RH (DGG)	Fig. 32RH-730
Gearshift Controls	
Gearshift Controls 32RH (DGG)	Fig. 32RH-1230

32RH-100 Transmission Assembly 	32RH-200 Case and Extension 	32RH-300 Oil Pump 	32RH-400 Gear Train 
32RH-500 Bands, Reverse and Kickdown 	32RH-600 Governor 	32RH-700 Valve Body 	32RH-1200 Gearshift Controls 

Transmission 32RH (DGG)
Figure 32RH-110

T67-110



ITEM	PART NUMBER	QTY	LINE	SERIES	ENGINE	TRANS	DESCRIPTION
------	-------------	-----	------	--------	--------	-------	-------------

Note: ve

DGG = 3 Speed Automatic Transmission 32RH ve

DG0 = All Automatic Transmissions ve

ERH = 4.0L Power Tech Engine ve

ER0 = All 4.0L 6 Cyl Gas Engines ve

1	#5015 271AA	1				DGG	TRANSMISSION PACKAGE, 52119833AA(Package Contains 52119833AA Transmission, K4736596 Converter, K1949765 Bolts.)
---	-------------	---	--	--	--	-----	---

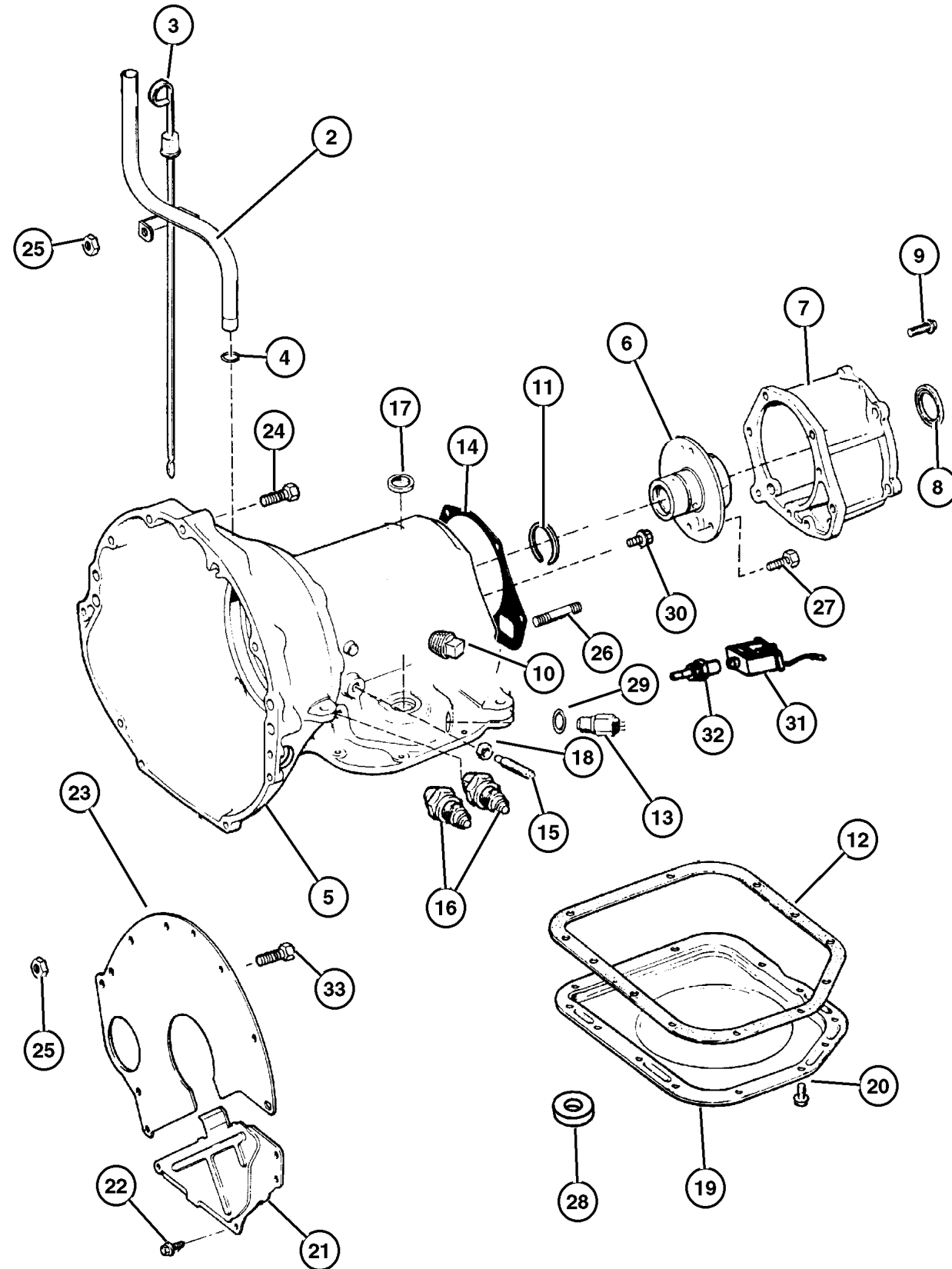
JEEP WRANGLER (TJ)

SERIES	LINE	BODY	ENGINE	TRANSMISSION
H=Sport	J = Wrangler 4WD	77=93.4 WB	EPE, EP0 = 2.5L Power Tech	DGG, DGD = 32RH 3 Spd. Auto.
L=SE	U = Wrangler 4WD (RHD)		ERH, ER0 = 4.0L Power Tech	DDQ = 5 Spd. Manual
P=Sahara				DDD = 5 Speed HD Manual
				DG0 = Auto Trans.
				DBB = Manual Trans.
				DDO = All 5 Speed Manual

AR = Use as required - = Non illustrated part # = New this model year

February 6, 2002

Case and Related Parts 32RH (DGG)
Figure 32RH-210



ITEM	PART NUMBER	QTY	LINE	SERIES	ENGINE	TRANS	DESCRIPTION
Note: ve							
DDK = 5 Speed Heavy Duty Transmission ve							
DGG = 3 Speed Automatic Transmission 32RH ve							
DG0 = All Automatic Transmissions ve							
EPE = 2.5L SMPI Magnum 4 Cyl Engine ve							
EP0 = All 2.5L 4 Cyl Gas Engines ve							
ERH = 4.0L Power Tech Engine ve							
ER0 = All 4.0L 6 Cyl Gas Engines ve							
-1	#4883 957AC	1				DGG	SEAL AND GASKET PACKAGE, Transmission
2							TUBE, Transmission Oil Filler
	#52104 243AC	1			ER0	DG0	
	52104 244AB	1			EP0	DG0	
3	52104 240AB	1			EP0,	DG0	INDICATOR, Transmission Fluid Level
					ER0		
4	52118 629AB	1			EP0,	DG0	SEAL, Oil Filler Tube
					ER0		
5	5211 8344	1				DGG	CASE, Transmission
6	4431 433	1				DGG	SUPPORT, Output Shaft
7	5211 8076	1				DGG	ADAPTER, Transmission
8	4269 956	1				DGG	SEAL, Adapter
9	6030 849	5				DGG	SCREW AND WASHER, Hex Head Locking, .375-16x1.375
10	6028 095	1				DGG	PLUG, Pressure Check
11	6033 480	1				DGG	SNAP RING, Reverse Drum
12	4295 875	1				DGG	GASKET, Oil Pan
13	56028 181AB	1				DGG	SWITCH, Neutral, Safety, Back Up
14	2466 954	1				DGG	GASKET, Transmission Case
15	6036 141AA	1				DGG	SCREW
16	5202 8471	1				DGG	CONNECTOR, Oil Cooler Tube, .375 Tube x .25 Thread
17	4505 098	1				DGG	SEAL, Manual Shift Valve, 1.25 OD
18	0124 934	1				DGG	NUT, Hex Jam, .50-20
19	5211 8802	1				DGG	PAN, Transmission Oil
20	4723 548	14				DGG	SCREW AND WASHER, Hex Head, .312-18x.625
21	52118 136AB	1			ER0	DG0	COVER, Converter
22	6035 031	3			ER0	DG0	SCREW AND WASHER, Hex Head, .312-18x.625
23	J323 7847	1			ER0	DG0	SPACER, Clutch Housing
24	J400 4370	2			ER0	DG0	BOLT AND WASHER, Hex Head, .437-14x2.75
25	J021 9422	2			ER0	DG0	NUT, Hex
26	6033 157	1				DGG	STUD, .375-16x2.312
27	6033 479	6				DGG	BOLT, Hex Head, .25-28x1-5/8
28	3681 601	1				DGG	MAGNET, Transmission

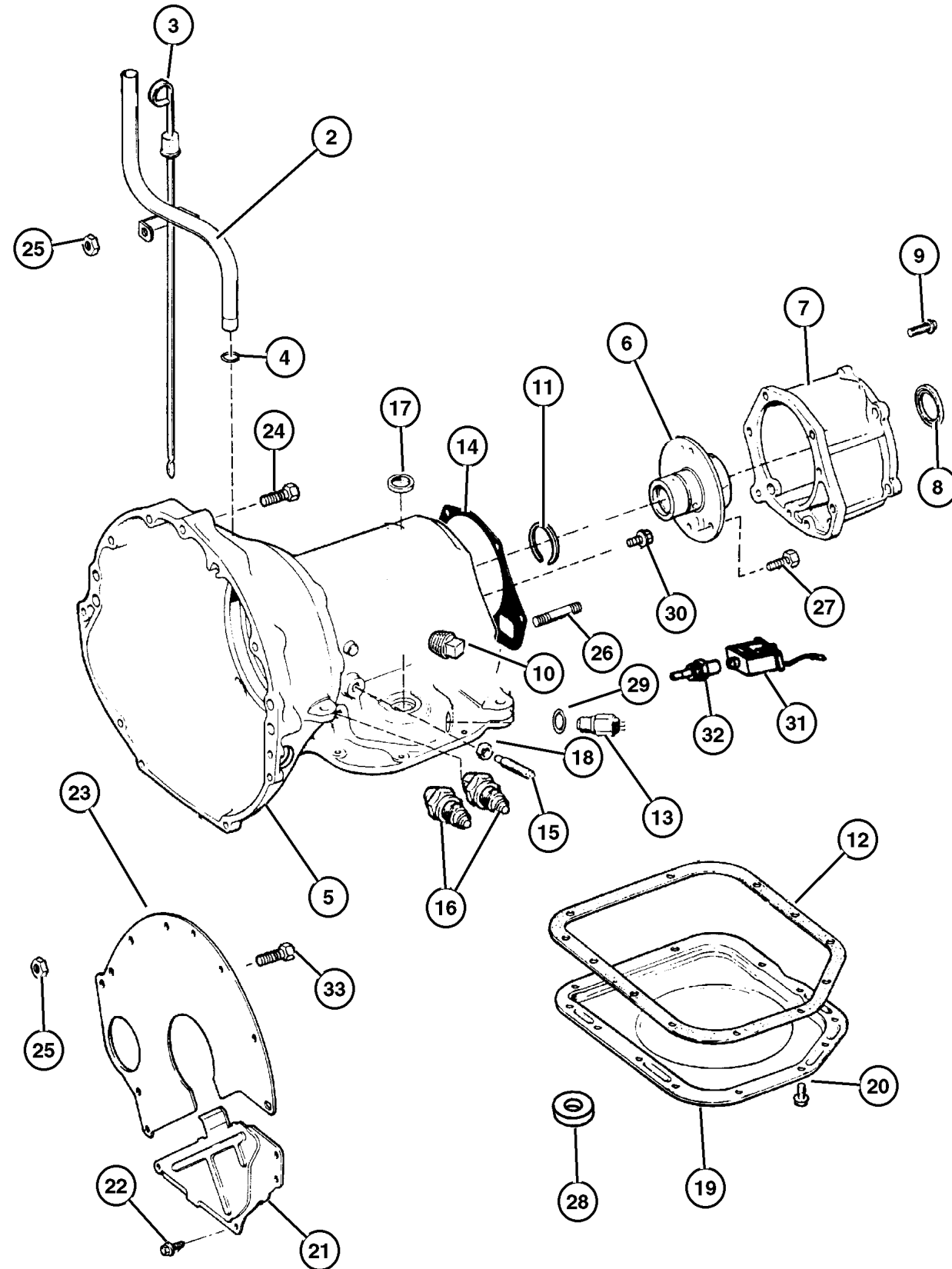
JEEP WRANGLER (TJ)

SERIES	LINE	BODY	ENGINE	TRANSMISSION
H=Sport	J = Wrangler 4WD	77=93.4 WB	EPE, EP0 = 2.5L Power Tech	DGG, DGD = 32RH 3 Spd. Auto.
L=SE	U = Wrangler 4WD (RHD)		ERH, ER0 = 4.0L Power Tech	DDQ = 5 Spd. Manual
P=Sahara				DDD = 5 Speed HD Manual
				DG0 = Auto Trans.
				DBB = Manual Trans.
				DD0 = All 5 Speed Manual

AR = Use as required - = Non illustrated part # = New this model year

February 6, 2002

Case and Related Parts 32RH (DGG)
Figure 32RH-210



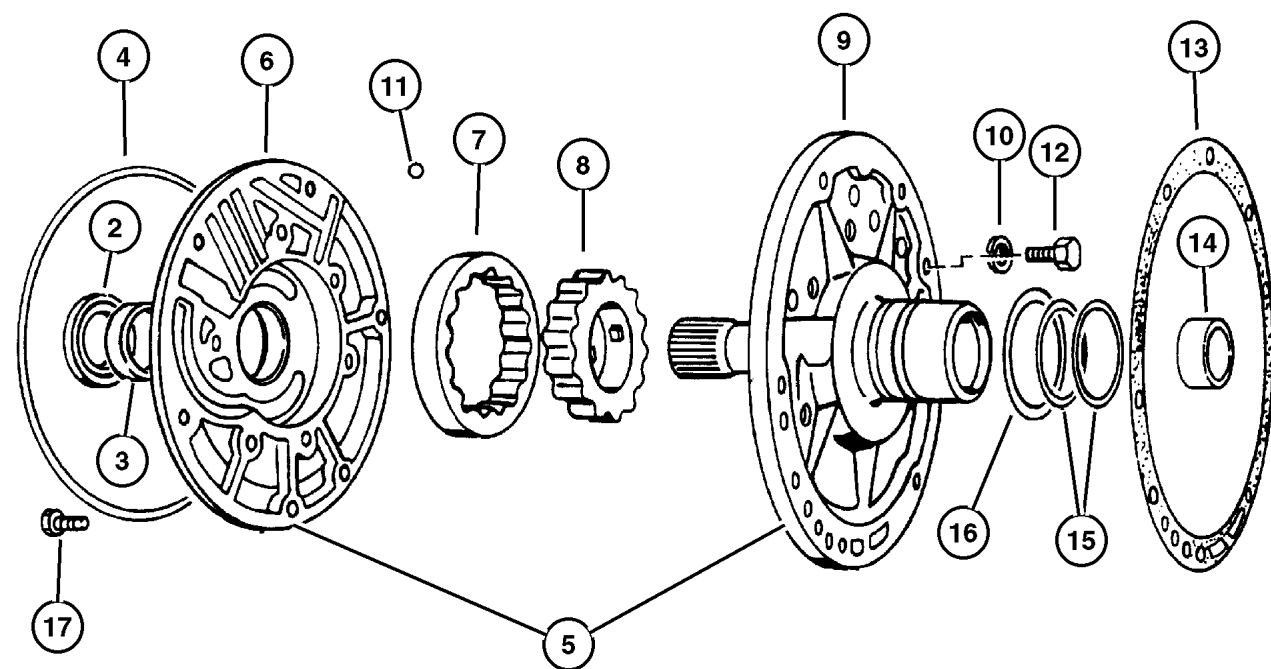
ITEM	PART NUMBER	QTY	LINE	SERIES	ENGINE	TRANS	DESCRIPTION
29	2408 143	1				DG0	WASHER, Switch
30	6033 616	5				DGG	SCREW, Hex Flange Head, .25-28x.875
31	5211 8595	1				DGG	SOLENOID, Transmission
32	5603 8235	1				DGG	CONNECTOR, Wiring
33	0153 371	2			ER0	DG0	BOLT, Hex Head, .375-16x2.25

JEEP WRANGLER (TJ)		BODY	ENGINE	TRANSMISSION
SERIES	LINE	77=93.4 WB	EPE, EP0 = 2.5L Power Tech	DGG, DGD = 32RH 3 Spd. Auto.
H=Sport	J = Wrangler 4WD		ERH, ER0 = 4.0L Power Tech	DDQ = 5 Spd. Manual
L=SE	U = Wrangler 4WD (RHD)			DDD = 5 Speed HD Manual
P=Sahara				DG0 = Auto Trans.
				DBB = Manual Trans.
				DDO = All 5 Speed Manual

AR = Use as required - = Non illustrated part # = New this model year

February 6, 2002

Oil Pump 32RH (DGG) Figure 32RH-310



ITEM	PART NUMBER	QTY	LINE	SERIES	ENGINE	TRANS	DESCRIPTION
Note: ve							
DGG = 3 Speed Automatic Transmission 32RH ve							
DGO = All Automatic Transmissions ve							
ERH = 4.0L Power Tech Engine ve							
ER0 = All 4.0L 6 Cyl Gas Engines ve							
-1	4713 108AB	1				DGG	GASKET AND SEAL PACKAGE, Transmission Oil Pump
2	4412 475	1				DGG	SEAL, Impeller Hub, 57.25mm OD
3	2466 796	1				DGG	BUSHING, Front Pump
4	2204 709	1				DGG	SEAL, Front Pump Housing
5	4778 552	1				DGG	PUMP, Transmission Oil
6							HOUSING, Pump, (NOT SERVICED)
7							ROTOR, Oil Pump, (NOT SERVICED)
8							ROTOR, Oil Pump, (NOT SERVICED)
9							SHAFT, Oil Pump, (NOT SERVICED)
10							WASHER, (NOT SERVICED)
11							BALL, Valve Body Check, (NOT SERVICED)
12	0179 815	6				DGG	SCREW, Hex Head, .312-18x.687
13	5211 8266	1				DGG	GASKET, Transmission Oil Pump
14	4028 545	1				DGG	BUSHING, Reaction Shaft
15	4471 874	2				DGG	SEAL, Ring Reaction Support, 2 1/16 O.D.
16	4617 786	1				DGG	THRUST WASHER, Front Clutch
17	6023 943	6				DGG	SCREW AND WASHER, Hex Flange Head, .312-18x1.375

JEEP WRANGLER (TJ)

SERIES
H=Sport
L=SE
P=Sahara

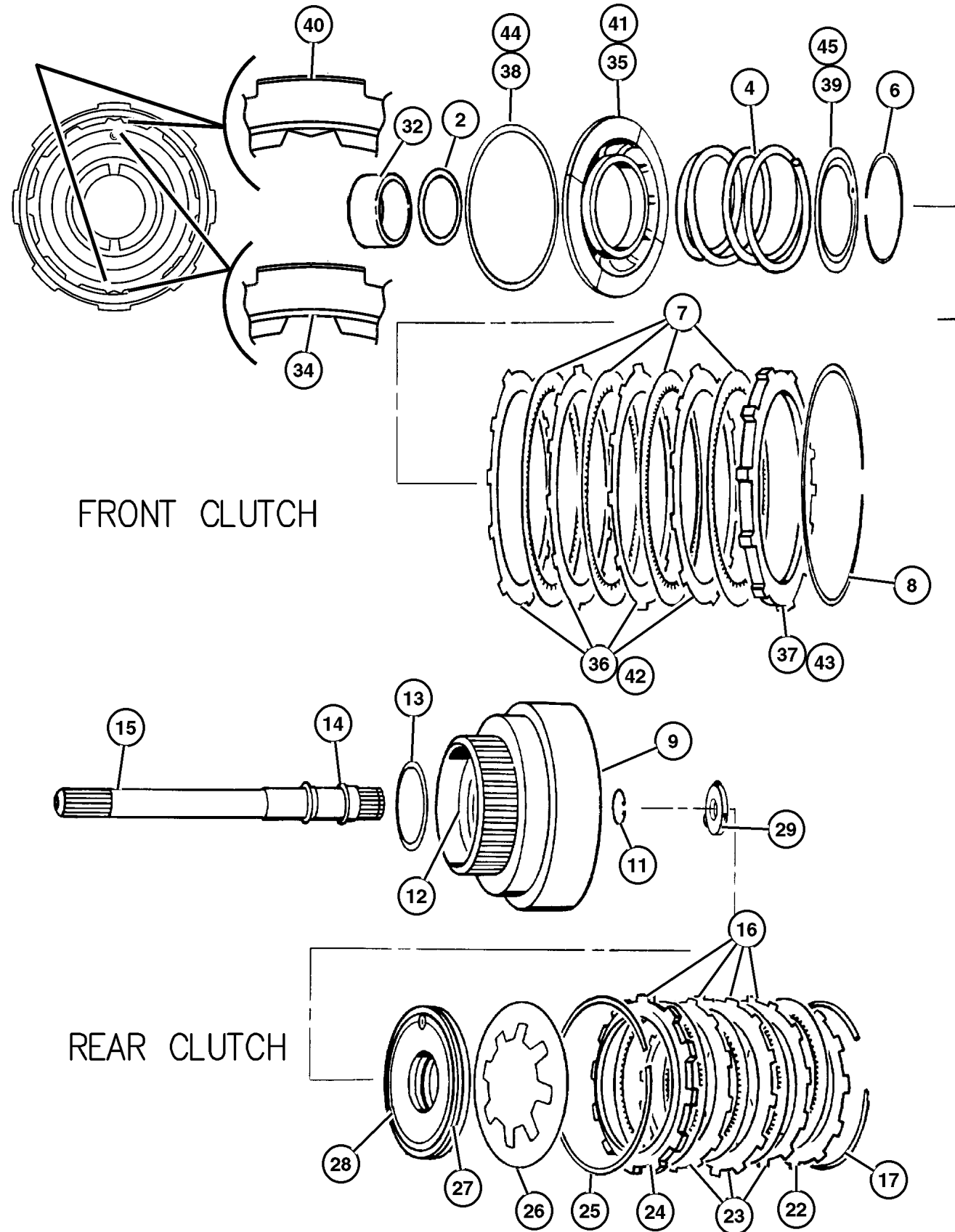
LINE
J = Wrangler 4WD
U = Wrangler 4WD (RHD)

BODY
77=93.4 WB

ENGINE
EPE, EP0 = 2.5L Power Tech
ERH, ER0 = 4.0L Power Tech

TRANSMISSION
DGG, DGD = 32RH 3 Spd. Auto.
DDQ = 5 Spd. Manual
DDD = 5 Speed HD Manual
DGO = Auto Trans.
DBB = Manual Trans.
DDO = All 5 Speed Manual

**Clutch, Front and Rear 32RH (DGG)
Figure 32RH-410**



FRONT CLUTCH

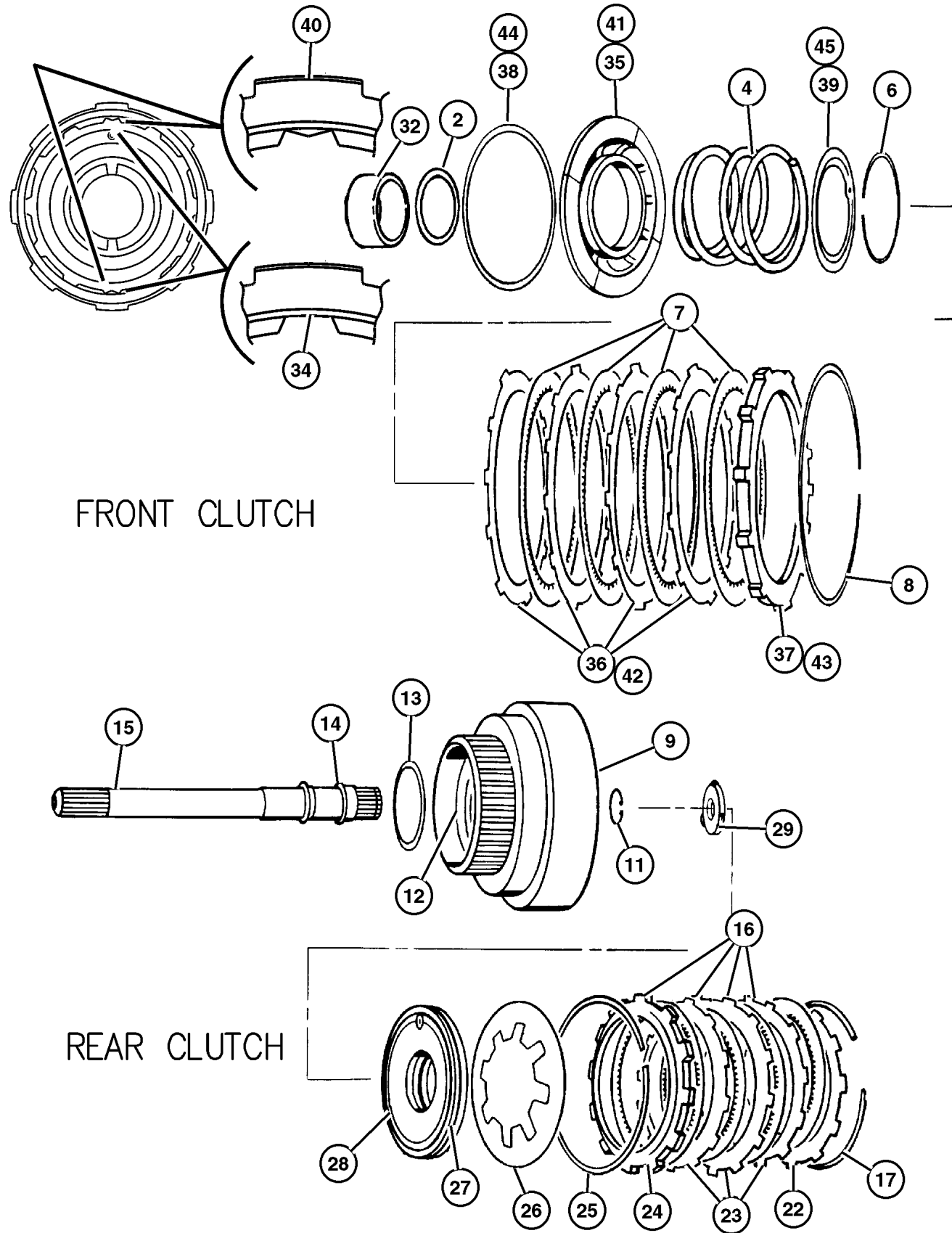
REAR CLUTCH

ITEM	PART NUMBER	QTY	LINE	SERIES	ENGINE	TRANS	DESCRIPTION
Note: ve							
DGG = 3 Speed Automatic Transmission 32RH ve							
DGO = All Automatic Transmissions ve							
ERH = 4.0L Power Tech Engine ve							
ER0 = All 4.0L 6 Cyl Gas Engines ve							
-1	#5252 926AB	1				DGG	SEAL PACKAGE, Transmission Clutch
2	3515 176	1				DGG	SEAL, Front Clutch Piston
-3	0147 483	1				DGG	CHECK BALL, Dia-.187
4	3515 054	1				DGD	SPRING, Front Clutch
-5	0147 483	1				DGG	CHECK BALL, Dia-.187
6	1638 461	2				DGG	SNAP RING
7	4617 362	4				DGG	DISC, Direct Clutch
8	3410 571	1				DGG	SNAP RING
9	4505 199	1				DGG	RETAINER, Transmission Rear Clutch
-10	0147 483	1				DGG	CHECK BALL, Dia-.187
11	6022 859	1				DGG	SNAP RING, .890625
12	4028 333	1				DGG	SEAL, Rear Clutch, 1.50 ODx.009 Thk
13	4617 786	1				DGG	THRUST WASHER, Front Clutch
14	1401 221AB	1				DGG	SEAL, Input Shaft
15	4505 189	1				DGG	INPUT SHAFT, Transmission
16	4713 880	4				DGG	DISC, Clutch
17	4130 761	1				DGG	SNAP RING
-18	4539 121	1				DGG	SNAP RING, Rear Clutch, .076
-19	4539 123	1				DGG	SNAP RING, Rear Clutch, .095
-20	4539 122	1				DGG	SNAP RING, Rear Clutch, .098
-21	4539 124	1				DGG	SNAP RING, Rear Clutch, .107
22	4617 176	1				DGG	PLATE, Transmission Clutch Reaction
23	1942 403AB	3				DGG	PLATE, Clutch Separator
24	2466 281	1				DGG	PLATE, Clutch Pressure
25	2466 283	1				DGG	SPRING, Rear Clutch
26	4728 487	1				DGG	SPRING, Rear Clutch Piston
27	2538 510	1				DGG	SEAL, Rear Clutch Piston
28							PISTON, Clutch
	3515 716	1				DGG	
	4617 154AB	1				DGG	With Transmission Stamp # [52119833AA]
29	4505 185	1				DGG	THRUST WASHER, Output Shaft, Gray .052
-30	4505 186	1				DGG	THRUST WASHER, Output Shaft, Red .068
-31	4505 187	1				DGG	THRUST WASHER, Output Shaft, Green .083
32	4617 157	1				DGG	BUSHING, Front Clutch
-33	4617 159	1				DGG	BUSHING, Rear Clutch
34	4531 285	1				DGG	RETAINER AND BUSHING, Transmission Front Clutch, Up to 01-07-2000

JEEP WRANGLER (TJ)

SERIES	LINE	BODY	ENGINE	TRANSMISSION
H=Sport	J = Wrangler 4WD	77=93.4 WB	EPE, EP0 = 2.5L Power Tech	DGG, DGD = 32RH 3 Spd. Auto.
L=SE	U = Wrangler 4WD (RHD)		ERH, ER0 = 4.0L Power Tech	DDQ = 5 Spd. Manual
P=Sahara				DDD = 5 Speed HD Manual
				DGO = Auto Trans.
				DBB = Manual Trans.
				DDO = All 5 Speed Manual

Clutch, Front and Rear 32RH (DGG)
Figure 32RH-410



FRONT CLUTCH

REAR CLUTCH

ITEM	PART NUMBER	QTY	LINE	SERIES	ENGINE	TRANS	DESCRIPTION
35	4617 154	1				DGG	PISTON, Clutch
36	1942 403AB	2				DGD	PLATE, Clutch Separator
37	4617 176	1				DGG	PLATE, Transmission Clutch Reaction
38	4058 487	1				DGG	SEAL, Front Piston Clutch
39	4617 516AB	1				DGG	RETAINER, Transmission Front Clutch Piston Spring
40	#4531 285AB	1				DGG	RETAINER AND BUSHING, Transmission Front Clutch, From 01-07-2000
41	4617 154AB	1				DGG	PISTON, Clutch
42	1942 403AC	4				DGG	PLATE, Clutch Separator
43	4617 176AB	1				DGG	PLATE, Transmission Clutch Reaction
44	4058 487AB	1				DGG	SEAL, Front Piston Clutch
45	4617 516AC	1				DGG	RETAINER, Transmission Front Clutch Piston Spring

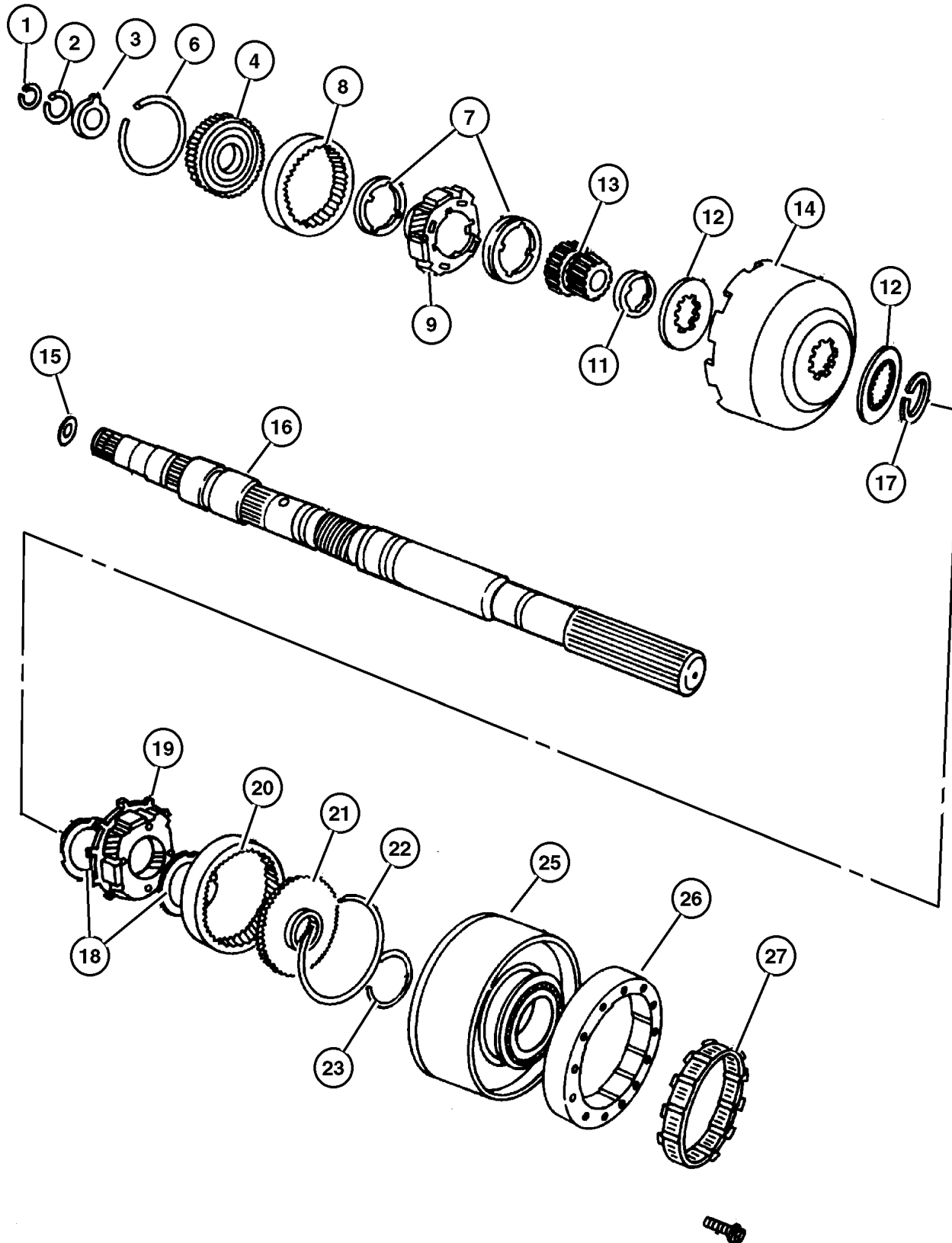
JEEP WRANGLER (TJ)

SERIES	LINE	BODY	ENGINE	TRANSMISSION
H=Sport	J = Wrangler 4WD	77=93.4 WB	EPE, EP0 = 2.5L Power Tech	DGG, DGD = 32RH 3 Spd. Auto.
L=SE	U = Wrangler 4WD (RHD)		ERH, ER0 = 4.0L Power Tech	DDQ = 5 Spd. Manual
P=Sahara				DDD = 5 Speed HD Manual
				DG0 = Auto Trans.
				DBB = Manual Trans.
				DDO = All 5 Speed Manual

AR = Use as required - = Non illustrated part # = New this model year

February 6, 2002

Output Shaft 32RH (DGG)
Figure 32RH-420



ITEM	PART NUMBER	QTY	LINE	SERIES	ENGINE	TRANS	DESCRIPTION
Note: ve							
DGG = 3 Speed Automatic Transmission 32RH ve							
DGO = All Automatic Transmissions ve							
ERH = 4.0L Power Tech Engine ve							
ER0 = All 4.0L 6 Cyl Gas Engines ve							
1	6026 289	1				DGG	SNAP RING, .946 ID
2	6030 576	1				DGG	SNAP RING, Annulus Gear, 1.375 ID
3	3681 969	1				DGG	THRUST WASHER, Annulus Gear
4	4617 774	1				DGG	SUPPORT, Annulus Gear
-5	6030 576	1				DGG	SNAP RING, Annulus Gear, 1.375 ID
6	6035 238	1				DGG	SNAP RING
7	4130 518	2				DGG	THRUST WASHER, Planetary Carrier
8	4130 512	1				DGG	GEAR, Front Annulus
9	4130 514	1				DGG	CARRIER, Planetary Pinion
-10	3681 949	8				DGG	THRUST WASHER, Planet Pinion
11	4130 736	1				DGG	SPACER, Sun Gear
12	4471 566	2				DGG	PLATE, Transmission Module
13	4130 685	1				DGG	GEAR, Sun
14	4531 288	1				DGG	SHELL, Sun Gear
15	4505 188	1				DGG	PLATE, Transmission Module
16	4617 320	1				DGG	MAINSHAFT, Transmission
17	1942 439	1				DGG	SNAP RING, Sun Gear Shell
18	3681 935	1				DGG	THRUST WASHER, Planetary Carrier
19	4431 438	1				DGG	CARRIER, Planetary Pinion
20	3743 184	1				DGG	GEAR, Rear Annulus
21	3515 501	1				DGG	SUPPORT, Annulus Gear
22	1942 444	1				DGG	SNAP RING
23	6033 480	1				DGG	SNAP RING, Reverse Drum
-24	6033 616	5				DGG	SCREW, Hex Flange Head, .25-28x.875
25	4637 956	1				DGG	DRUM PACKAGE, Transmission
26	4431 690	1				DGG	CAM, Overrunning Clutch
27	4431 432	1				DGG	CLUTCH, Overrunning

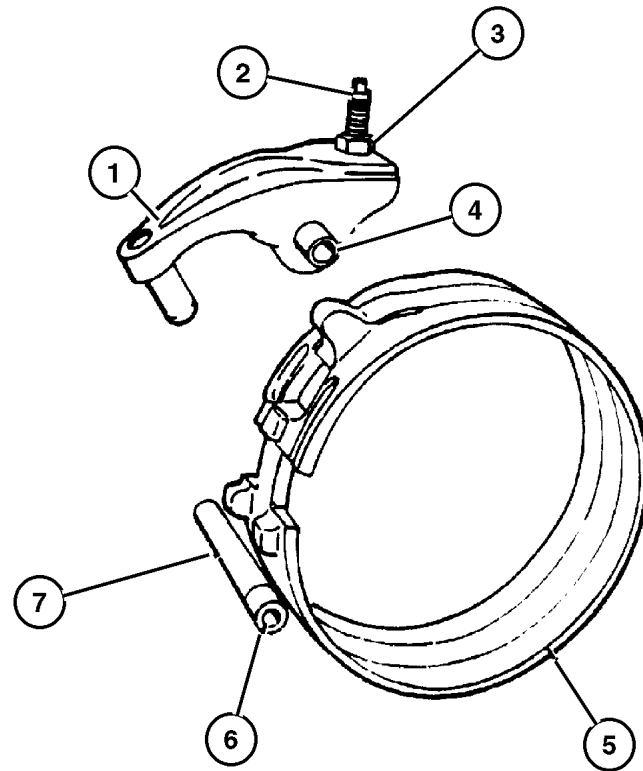
JEEP WRANGLER (TJ)

SERIES	LINE	BODY	ENGINE	TRANSMISSION
H=Sport	J = Wrangler 4WD	77=93.4 WB	EPE, EP0 = 2.5L Power Tech	DGG, DGD = 32RH 3 Spd. Auto.
L=SE	U = Wrangler 4WD (RHD)		ERH, ER0 = 4.0L Power Tech	DDQ = 5 Spd. Manual
P=Sahara				DDD = 5 Speed HD Manual
				DGO = Auto Trans.
				DBB = Manual Trans.
				DDO = All 5 Speed Manual

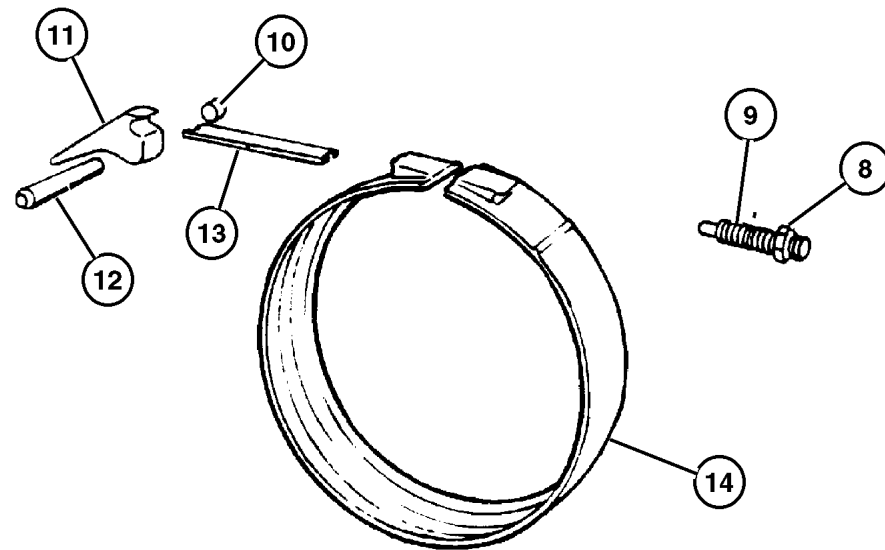
AR = Use as required - = Non illustrated part # = New this model year

February 6, 2002

**Bands 32RH (DGG)
Figure 32RH-510**



REVERSE BAND



KICKDOWN BAND

ITEM	PART NUMBER	QTY	LINE	SERIES	ENGINE	TRANS	DESCRIPTION
Note: ve							
DGG = 3 Speed Automatic Transmission 32RH ve							
DGO = All Automatic Transmissions ve							
ERH = 4.0L Power Tech Engine ve							
ER0 = All 4.0L 6 Cyl Gas Engines ve							
1	4202 764AB	1				DGG	LEVER, Reverse Band
2	2538 472	1				DGG	SCREW, Trans Reverse Band Adjusting, .375-24-1.88
3	0114 942	1				DGG	NUT, Hex, .375-24
4	3410 102	1				DGG	SHAFT, Reverse Band
5	4431 406	1				DGG	BAND, Reverse
6	6030 657	1				DGG	O RING, Steering Gear
7	3410 102	1				DGG	SHAFT, Reverse Band
8	0124 934	1				DGG	NUT, Hex Jam, .50-20
9	6036 141AA	1				DGG	SCREW
10							PLUG, (NOT SERVICED)
11	2124 666	1				DGG	LEVER, Kickdown
12	4531 181	1				DGG	SHAFT, Band Lever
13	3515 084	1				DGG	STRUT, Kickdown Band
14	4617 849	1				DGG	BAND, Kickdown

JEEP WRANGLER (TJ)

SERIES
H=Sport
L=SE
P=Sahara

LINE
J = Wrangler 4WD
U = Wrangler 4WD (RHD)

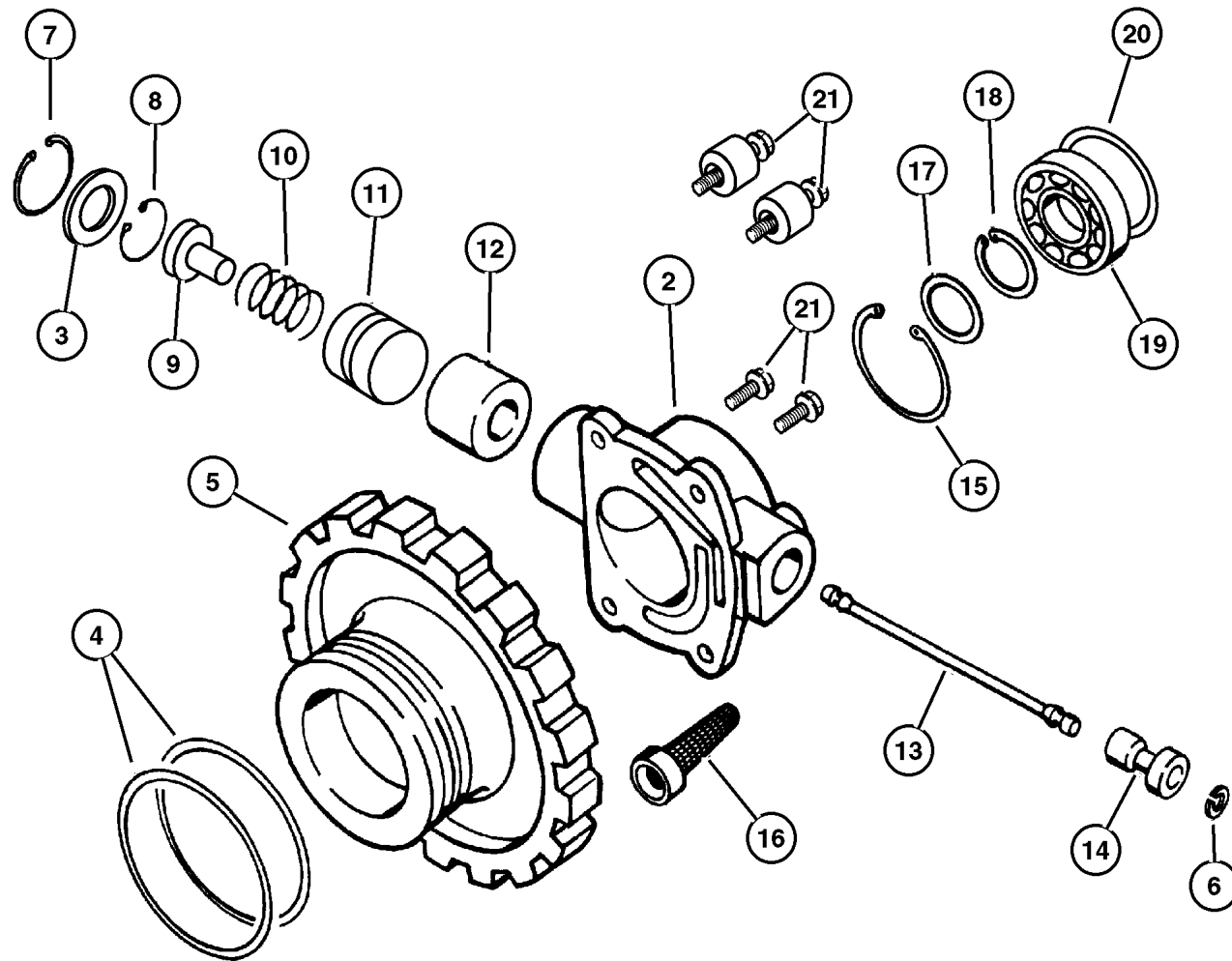
BODY
77=93.4 WB

ENGINE
EPE, EP0 = 2.5L Power Tech
ERH, ER0 = 4.0L Power Tech

TRANSMISSION
DGG, DGD = 32RH 3 Spd. Auto.
DDQ = 5 Spd. Manual
DDD = 5 Speed HD Manual
DGO = Auto Trans.
DBB = Manual Trans.
DDO = All 5 Speed Manual

**Governor 32RH (DGG)
Figure 32RH-610**

ITEM	PART NUMBER	QTY	LINE	SERIES	ENGINE	TRANS	DESCRIPTION
Note: ve							
DGG = 3 Speed Automatic Transmission 32RH ve							
DGD = 3 Speed Automatic Transmission 30RH ve							
DGO = All Automatic Transmissions ve							
EPE = 2.5L SMPI Magnum 4 Cyl Engine ve							
EP0 = All 2.5L 4 Cyl Gas Engines ve							
ERH = 4.0L Power Tech Engine ve							
ER0 = All 4.0L 6 Cyl Gas Engines ve							
-1	4728 460	1				DGG	BODY PACKAGE, Governor
2							BODY, Governor, (NOT SERVICED)
3							RETAINER, (NOT SERVICED)
4	1942 109	1				DGG	SEAL, Governor
5	3743 518	1				DGG	SUPPORT, Governor
6	1638 461	2				DGG	SNAP RING
7	6031 392	1				DGG	SNAP RING, Brake Master Cylinder
8	6034 723	1				DGG	SNAP RING, Governor, .675 x .025
9	4617 883	1				DGG	WEIGHT KIT, Transmission Governor
10							SPRING, Governor Valve, . , (NOT SERVICED)
11							WEIGHT, Governor, (NOT SERVICED)
12							WEIGHT, Governor, (NOT SERVICED)
13	1556 082	1				DGG	SHAFT, Governor
14	4617 064	1				DGG	VALVE, Governor
15	6027 271	1				DGG	SNAP RING, Governor, 1.156
16	3743 519	1				DGG	FILTER, Transmission Governor
17	4617 799	1				DGG	SPACER, Output Shaft
18	6025 668	1				DGG	SNAP RING, 1.150" Free Diameter
19	4130 537	1				DGG	BEARING, Output Shaft
20	6032 739	1				DGG	O RING, Output Shaft Bearing, Transmission
21	6031 613	4				DGG	BOLT, Hex Head, .25-20x.68
-22	4883 956AB	1				DGG	GASKET AND SEAL PACKAGE, Governor



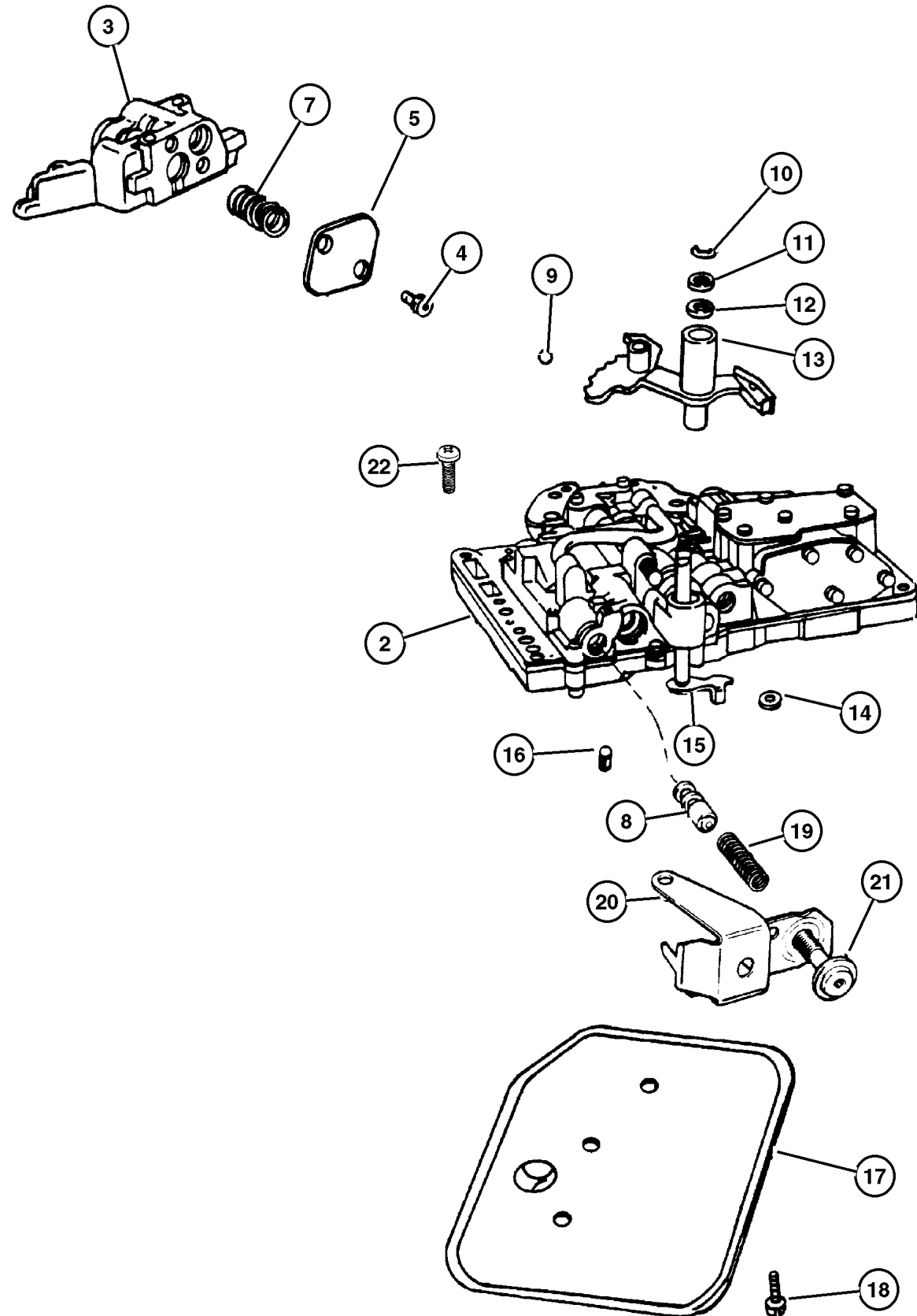
JEEP WRANGLER (TJ)

SERIES	LINE	BODY	ENGINE	TRANSMISSION
H=Sport	J = Wrangler 4WD	77=93.4 WB	EPE, EP0 = 2.5L Power Tech	DGG, DGD = 32RH 3 Spd. Auto.
L=SE	U = Wrangler 4WD (RHD)		ERH, ER0 = 4.0L Power Tech	DDQ = 5 Spd. Manual
P=Sahara				DDD = 5 Speed HD Manual
				DGO = Auto Trans.
				DBB = Manual Trans.
				DD0 = All 5 Speed Manual

AR = Use as required - = Non illustrated part # = New this model year

February 6, 2002

Valve Body 32RH (DGG)
Figure 32RH-710



ITEM	PART NUMBER	QTY	LINE	SERIES	ENGINE	TRANS	DESCRIPTION
Note: ve							
DGG = 3 Speed Automatic Transmission 32RH ve							
DGO = All Automatic Transmissions ve							
EPE = 2.5L SMPI Magnum 4 Cyl Engine ve							
EP0 = All 2.5L 4 Cyl Gas Engines ve							
ERH = 4.0L Power Tech Engine ve							
ER0 = All 4.0L 6 Cyl Gas Engines ve							
-1	4713 105AB	1				DGG	GASKET AND SEAL PACKAGE, Valve Body
2	5211 8617	1				DGG	BODY, Transfer Plate
3							VALVE, Valve Body, (NOT SERVICED)
4							SCREW, (NOT SERVICED)
5							PLATE, (NOT SERVICED)
-6							SCREW, (NOT SERVICED)
7							SPRING, Lock Up Valve, (NOT SERVICED)
8	4505 036	1				DGG	VALVE, Trans Lockup Switch
9	0147 488	1				DGG	BALL, Manual Lever Detent, .343 Diameter
10	6035 208	2				DGG	SNAP RING
11	2538 062	1				DGG	WASHER, Manual Valve Lever
12	2466 548	1				DGG	SEAL, Valve Lever Shift
13	4617 439	1				DGG	LEVER, Manual Valve
14	4505 098	1				DGG	SEAL, Manual Shift Valve, 1.25 OD
15	52078 723AB	1			EP0, ER0	DG0	LEVER, Throttle Valve
16	3878 313	1				DGG	SCREEN, Transmission Regulator Valve
17	3515 996	1				DGG	FILTER, Valve Body
18	6033 826	3				DGG	SCREW AND WASHER, Oil Filter Mounting, Fillester Head .190-24x2.500
19	4130 492	1				DGG	SPRING, Switch Valve
20							BRACKET, (NOT SERVICED)
21	6030 609	1				DGG	SCREW, Cap Head Lock, .312-24x1.25
22							SCREW, .190-24 x 1" , (NOT SERVICED)

JEEP WRANGLER (TJ)

SERIES
H=Sport
L=SE
P=Sahara

LINE
J = Wrangler 4WD
U = Wrangler 4WD (RHD)

BODY
77=93.4 WB

ENGINE
EPE, EP0 = 2.5L Power Tech
ERH, ER0 = 4.0L Power Tech

TRANSMISSION
DGG, DGD = 32RH 3 Spd. Auto.
DDQ = 5 Spd. Manual
DDD = 5 Speed HD Manual
DG0 = Auto Trans.
DBB = Manual Trans.
DD0 = All 5 Speed Manual

Servos 32RH (DGG)
Figure 32RH-720

ITEM	PART NUMBER	QTY	LINE	SERIES	ENGINE	TRANS	DESCRIPTION
------	-------------	-----	------	--------	--------	-------	-------------

Note: ve

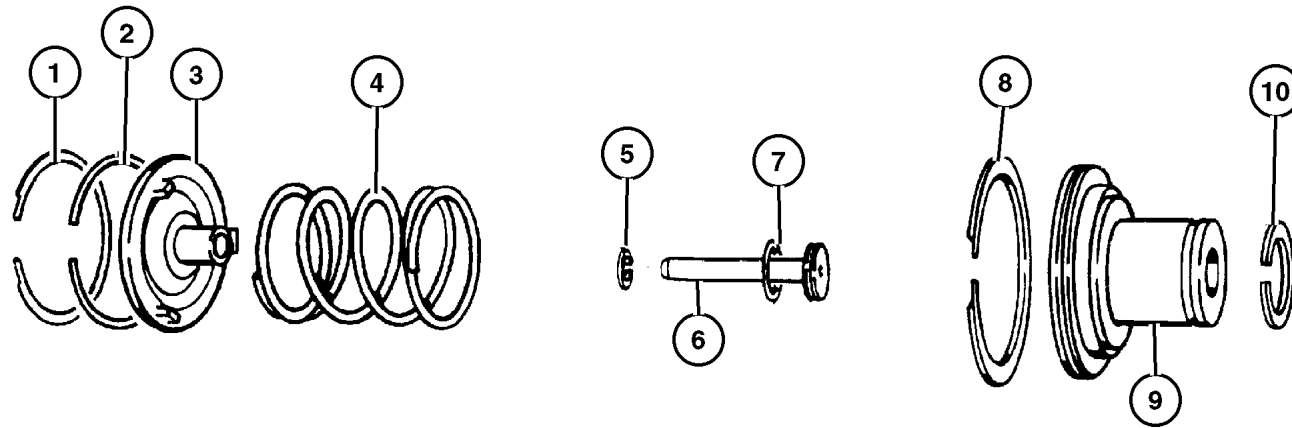
DGG = 3 Speed Automatic Transmission 32RH ve

DG0 = All Automatic Transmissions ve

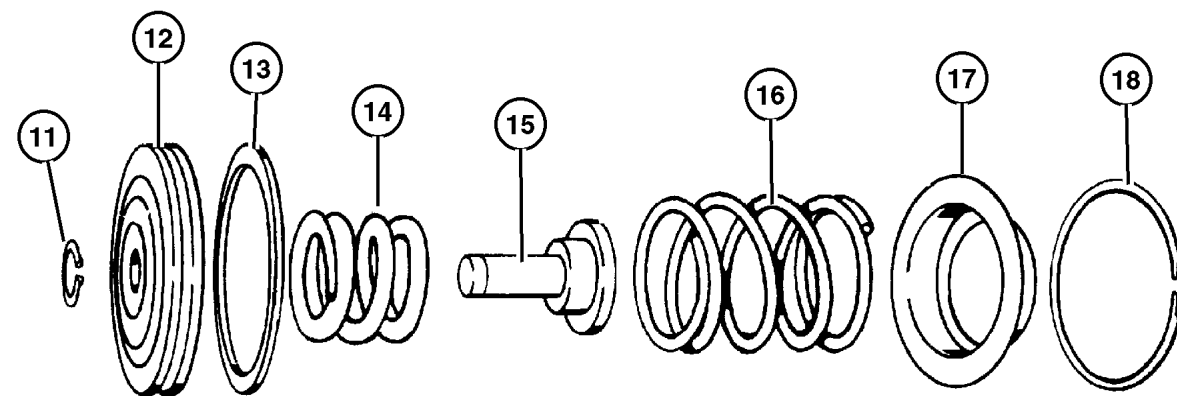
ERH = 4.0L Power Tech Engine ve

ER0 = All 4.0L 6 Cyl Gas Engines ve

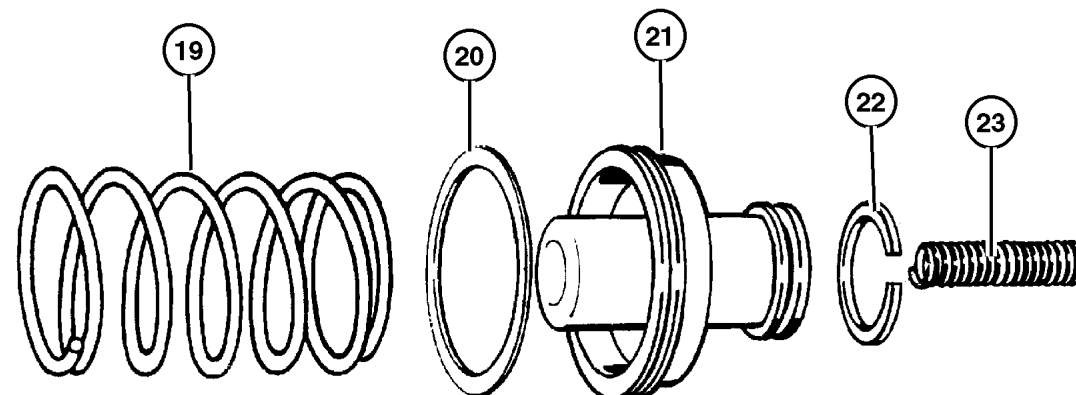
1	6028 863	1				DGG	SNAP RING, Kickdown, 2.377
2	4295 966	1				DGG	SEAL, Servo Guide
3	3410 332	1				DGG	GUIDE, Kickdown Servo
4	4531 119	1				DGG	SPRING, Kickdown Servo Piston
5	6031 392	1				DGG	SNAP RING, Brake Master Cylinder
6	4058 780	1				DGG	ROD, Kickdown Servo Piston
7	6028 864	1				DGG	O RING, Kick Down Servo
8	4295 966	1				DGG	SEAL, Servo Guide
9	4058 777	1				DGG	PISTON, Kickdown Servo
10	3743 033	1				DGG	SEAL, Kickdown Servo
11	6027 153	1				DGG	SNAP RING, .435 ID
12	5211 8744	1				DGG	PISTON, Reverse Servo
13	4202 864	1				DGG	SEAL, Reverse Servo Piston
14	2801 274	1				DGG	SPRING, Reverse Servo Piston
15	52118 740AB	1				DGG	PLUG, Reverse Servo Piston
16	2801 274	1				DGG	SPRING, Reverse Servo Piston
17	2464 463	1				DGG	RETAINER, Transmission Rear Clutch
18	2464 464	1				DGG	SNAP RING
19	3515 114	1				DGG	SPRING, Accumulator
20	3743 013	1				DGG	SEAL, Piston Accumulator
21	3743 650	1				DGG	PISTON, Accumulator
22	3743 010	1				DGG	SEAL, Piston Accumulator
23	3515 114	1				DGG	SPRING, Accumulator



KICKDOWN SERVO



LOW AND REVERSE SERVO



JEEP WRANGLER (TJ)

SERIES

H=Sport

L=SE

P=Sahara

LINE

J = Wrangler 4WD

U = Wrangler 4WD (RHD)

BODY

77=93.4 WB

ENGINE

EPE, EP0 = 2.5L Power Tech

ERH, ER0 = 4.0L Power Tech

TRANSMISSION

DGG, DGD = 32RH 3 Spd. Auto.

DDQ = 5 Spd. Manual

DDD = 5 Speed HD Manual

DG0 = Auto Trans.

DBB = Manual Trans.

DD0 = All 5 Speed Manual

**Parking Sprag 32RH (DGG)
Figure 32RH-730**

ITEM	PART NUMBER	QTY	LINE	SERIES	ENGINE	TRANS	DESCRIPTION
------	-------------	-----	------	--------	--------	-------	-------------

Note: ve

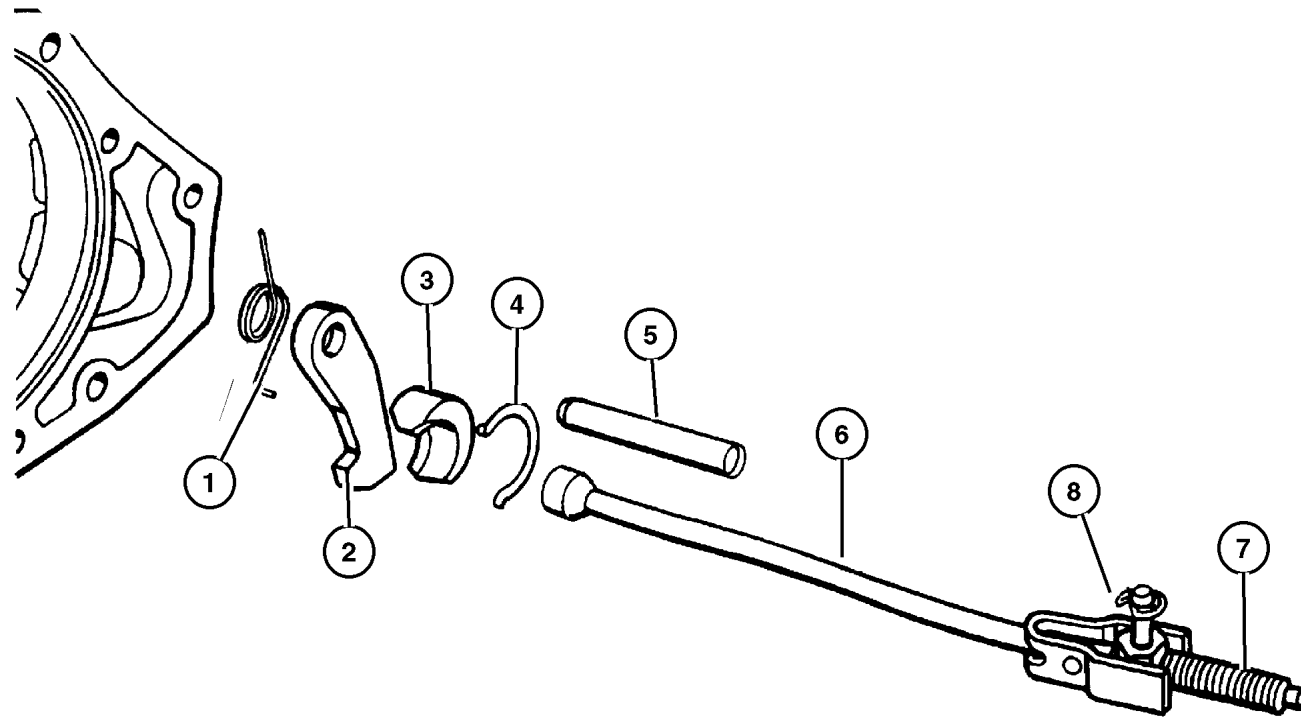
DGG = 3 Speed Automatic Transmission 32RH ve

DG0 = All Automatic Transmissions ve

ERH = 4.0L Power Tech Engine ve

ER0 = All 4.0L 6 Cyl Gas Engines ve

1	2466 909	1				DGG	SPRING, Parking Sprag
2	4471 415	1				DGG	SPRAG, Transmission Parking
3	2538 042	1				DGG	PLUG, Parking Sprag
4	2538 034	1				DGG	SNAP RING, Transmission
5	2466 892	1				DGG	SHAFT, Parking Sprag
6	2466 906	1				DGG	ROD, Parking Sprag
7							SPRING, (NOT SERVICED)
8	6035 256	1				DGG	SNAP RING, Rod



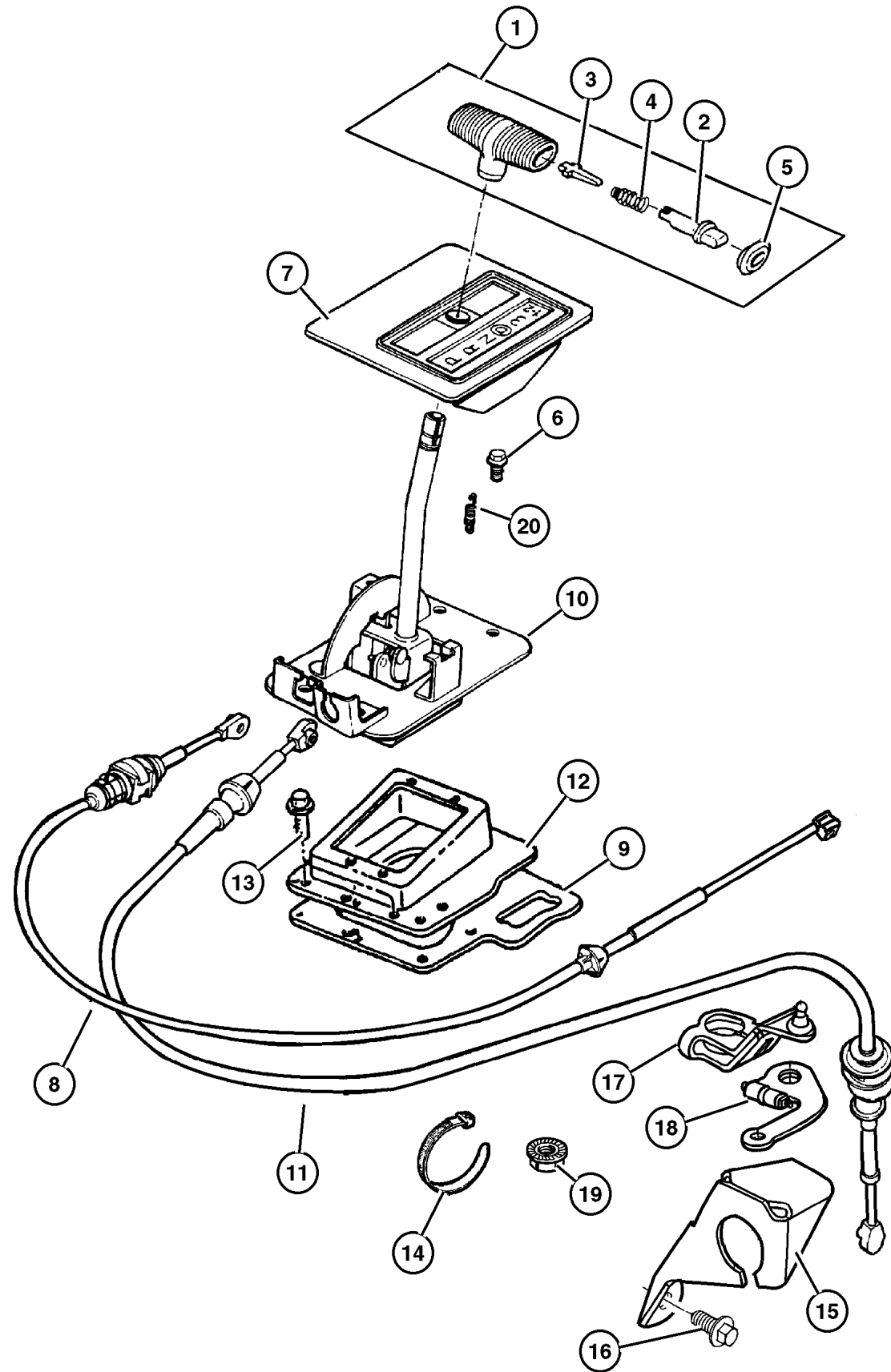
JEEP WRANGLER (TJ)

SERIES	LINE	BODY	ENGINE	TRANSMISSION
H=Sport	J = Wrangler 4WD	77=93.4 WB	EPE, EP0 = 2.5L Power Tech	DGG, DGD = 32RH 3 Spd. Auto.
L=SE	U = Wrangler 4WD (RHD)		ERH, ER0 = 4.0L Power Tech	DDQ = 5 Spd. Manual
P=Sahara				DDD = 5 Speed HD Manual
				DG0 = Auto Trans.
				DBB = Manual Trans.
				DD0 = All 5 Speed Manual

AR = Use as required - = Non illustrated part # = New this model year

February 6, 2002

**Gearshift Controls 32RH (DGG)
Figure 32RH-1230**



ITEM	PART NUMBER	QTY	LINE	SERIES	ENGINE	TRANS	DESCRIPTION
Note: ve							
DGG = 3 Speed Automatic Transmission 32RH ve							
DG0 = All Automatic Transmissions ve							
EPE = 2.5L SMPI Magnum 4 Cyl Engine ve							
EP0 = All 2.5L 4 Cyl Gas Engines ve							
ERH = 4.0L Power Tech Engine ve							
ER0 = All 4.0L 6 Cyl Gas Engines ve							
1	5210 4028	1				DG0	HANDLE, Gearshift
2	5300 0211	1				DG0	BUTTON, Gearshift Knob
3	5300 0865	1				DG0	LEVER, Gearshift
4	5300 0866	1				DG0	SPRING, Button Return
5	5207 7561	1				DG0	CAP, Gearshift Handle Button
6	6501 648	4				DG0	SCREW, Hex Flange Head, M8x1.25x25.00
7	55115 570AB	1	J			DG0	BEZEL AND DIAL, Gearshift Lever
8	5210 4144	1				DG0	CABLE, Park Interlock
9							SEAL, (NOT SERVICED)
10	52078 551AB	1	J			DG0	HOUSING, Shift Lever
11	5210 4142	1				DG0	CABLE, Shift
12	5300 0704	1				DG0	COVER, Gearshift
13	J400 1701	11				DG0	SCREW, Hex Self Tapping, .19-16x.50
14	4641 780	1					STRAP, Tie
15	5207 8255	1				DG0	BRACKET, Shift Cable
16							BOLT, (NOT SERVICED)
17	52079 168AB	1			EPO, ER0	DG0	LEVER, Manual Control
18	52078 723AB	1			EPO, ER0	DG0	LEVER, Throttle Valve
19	6028 114	1				DG0	NUT, Hex, .437-14
20							SPRING, Pawl Return
	5300 3350	1	J			DG0	
		1	U			DG0	

JEEP WRANGLER (TJ)

SERIES	LINE	BODY	ENGINE	TRANSMISSION
H=Sport	J = Wrangler 4WD	77=93.4 WB	EPE, EP0 = 2.5L Power Tech	DGG, DGD = 32RH 3 Spd. Auto.
L=SE	U = Wrangler 4WD (RHD)		ERH, ER0 = 4.0L Power Tech	DDQ = 5 Spd. Manual
P=Sahara				DDD = 5 Speed HD Manual
				DG0 = Auto Trans.
				DBB = Manual Trans.
				DD0 = All 5 Speed Manual

AR = Use as required - = Non illustrated part # = New this model year

February 6, 2002

Group – 3550

Manual Transmission 5 Speed

GROUP 3550 - Manual Transmission 5 Speed

Illustration Title

Group-Fig. No.

Transmission Assembly

Transmission (DDD) Fig. 3550-110

Case and Extension

Case and Extension (DDD) Fig. 3550-210

Gear Train

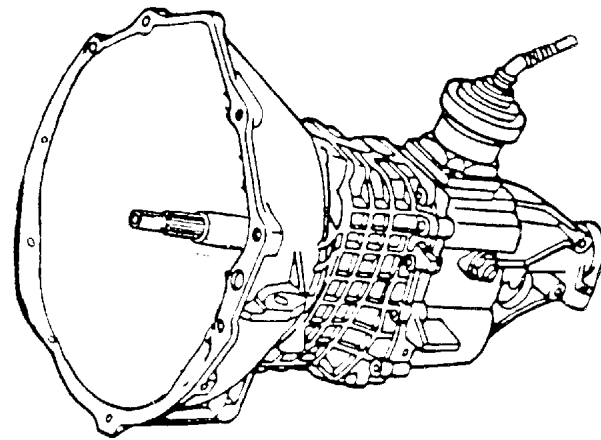
Gear Train (DDD) Fig. 3550-410

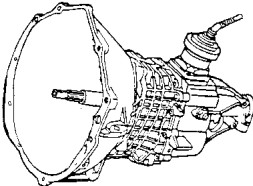
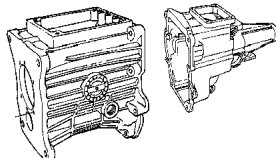
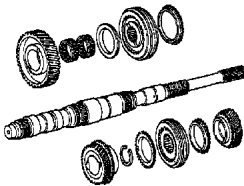
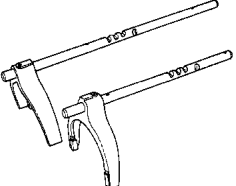

Fork and Rails

Fork and Rails (DDD) Fig. 3550-910

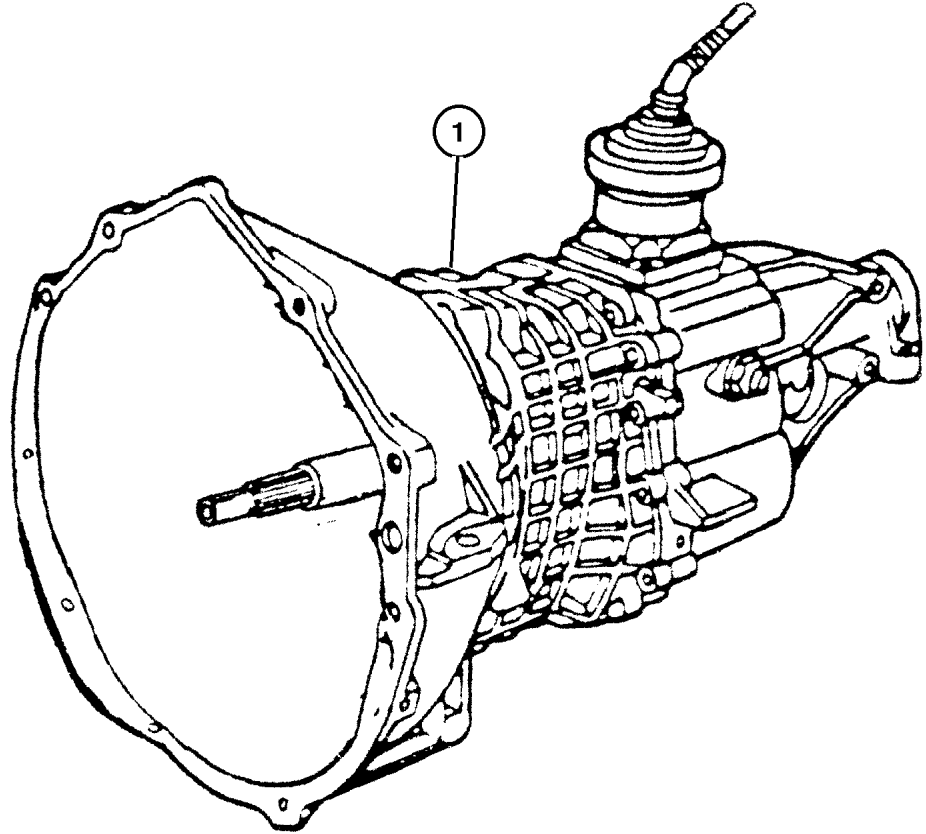
Gearshift Controls

Gearshift Controls (DDD) Fig. 3550-1210



<p>3550-100 Transmission Assembly</p> 	<p>3550-200 Case and Extension</p> 	<p>3550-400 Gear Train</p> 	<p>3550-900 Fork and Rails</p> 
<p>3550-1200 Gearshift Controls</p> 			

Transmission (DDD)
Figure 3550-110



ITEM	PART NUMBER	QTY	LINE	SERIES	ENGINE	TRANS	DESCRIPTION
------	-------------	-----	------	--------	--------	-------	-------------

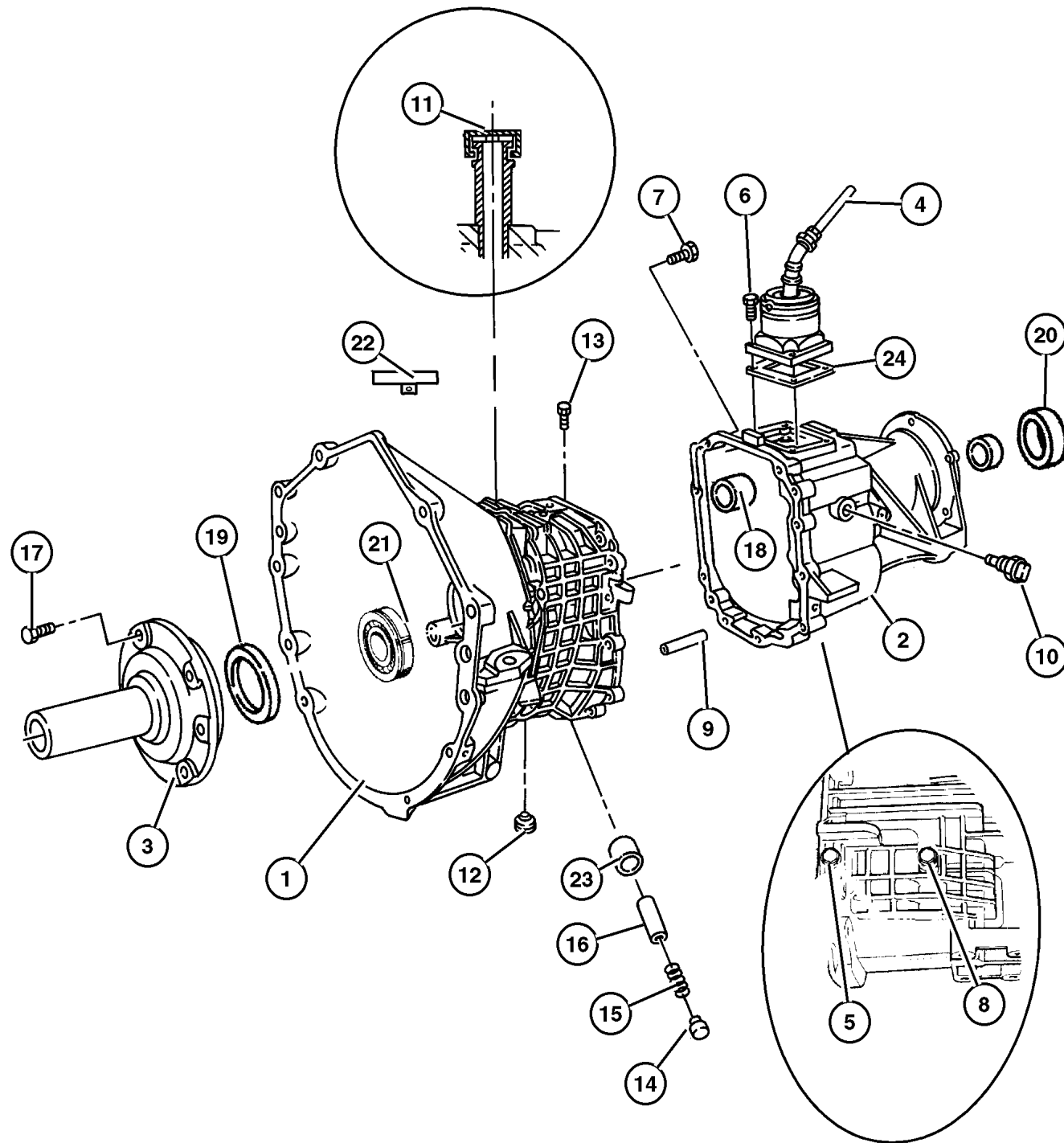
ERH= 4.0L Power Tech I-6 ve

1	#52104 388AA	1			ER0	DDD	TRANSMISSION, 5 Speed
---	--------------	---	--	--	-----	-----	-----------------------

JEEP WRANGLER (TJ)		BODY	ENGINE	TRANSMISSION
SERIES	LINE	77=93.4 WB	EPE, EP0 = 2.5L Power Tech	DGG, DGD = 32RH 3 Spd. Auto.
H=Sport	J = Wrangler 4WD		ERH, ER0 = 4.0L Power Tech	DDQ = 5 Spd. Manual
L=SE	U = Wrangler 4WD (RHD)			DDD = 5 Speed HD Manual
P=Sahara				DG0 = Auto Trans.
				DBB = Manual Trans.
				DD0 = All 5 Speed Manual

AR = Use as required - = Non illustrated part # = New this model year

Case and Extension (DDD)
Figure 3550-210



ITEM	PART NUMBER	QTY	LINE	SERIES	ENGINE	TRANS	DESCRIPTION
ERH= 4.0L Power Tech I-6 ve							
1	#5015 577AA	1			ER0	DDD	CASE, Transmission
2	#5015 948AA	1			ER0	DDD	CASE, Transmission Rear
3	#5013 306AA	1			ER0	DDD	RETAINER, Shaft
4	#5015 954AA	1			ER0	DDD	LEVER, Gearshift
5	4741 313	1			ER0	DDD	BOLT, M8-1.25x70
6	4741 144	4			ER0	DDK	BOLT, Hex Head
7	4741 123	11			ER0	DDD	BOLT, Hex Head, M8x1.25x50
8	4741 115	3			ER0		BOLT, Hex
9	4741 122	2			ER0	DDC	PIN, Locating
10	5013 336AA	1			ER0	DDD	SWITCH, Back Up Lamp
11	#5015 945AA	1			ER0	DDD	VENT, Transmission
12	4882 280	1			ER0	DDD	PLUG, Oil Fill
13	5013 321AA	1			ER0	DDD	PIN, Detent
14	4741 128	1			ER0	DDD	CAP, Detent
15	4773 182	1			ER0	DDD	SPRING, Shift Detent
16	5015 949AA	1			ER0	DDD	PLUNGER
17	4741 300	6			ER0	DDC	BOLT, Hex Head, M6x1.00x25
18	4741 112	1			ER0	DDD	BEARING, Ball
19	4741 296	1			ER0	DDD	SEAL, Input Shaft
20	4741 118	1			ER0	DDD	SEAL, Output Shaft
21	4874 174	1			ER0	DDD	BEARING, Input Shaft
22	#5015 945AA	1			ER0	DDD	VENT, Transmission
23	5012 337AA	1			ER0	DDD	BUSHING, Transmission
24	4886 153AA	1			ER0	DDD	SEAL, Shift Lever

JEEP WRANGLER (TJ)

SERIES
H=Sport
L=SE
P=Sahara

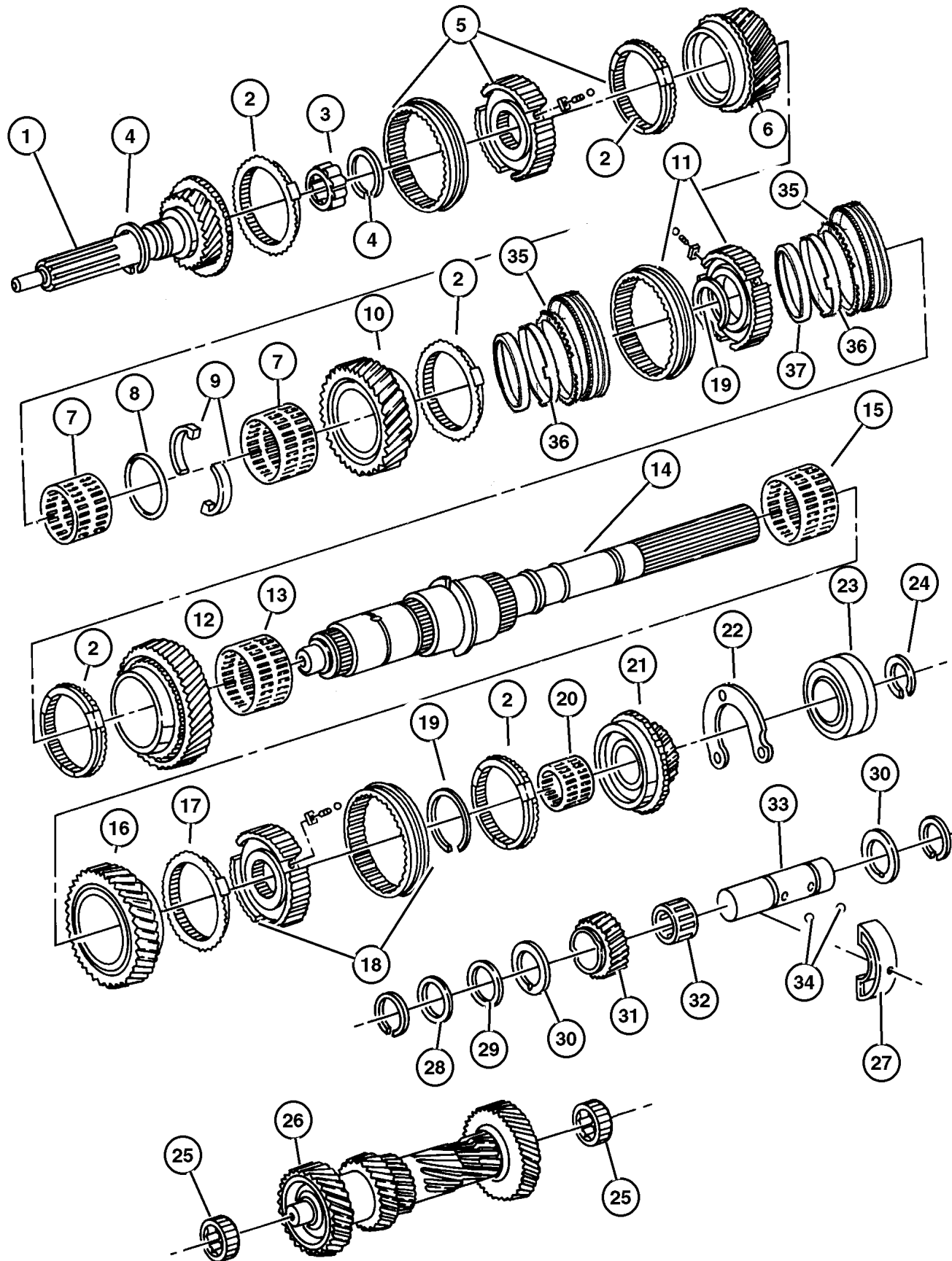
LINE
J = Wrangler 4WD
U = Wrangler 4WD (RHD)

BODY
77=93.4 WB

ENGINE
EPE, EP0 = 2.5L Power Tech
ERH, ER0 = 4.0L Power Tech

TRANSMISSION
DGG, DGD = 32RH 3 Spd. Auto.
DDQ = 5 Spd. Manual
DDD = 5 Speed HD Manual
DG0 = Auto Trans.
DDB = Manual Trans.
DD0 = All 5 Speed Manual

**Gear Train (DDD)
Figure 3550-410**



ITEM	PART NUMBER	QTY	LINE	SERIES	ENGINE	TRANS	DESCRIPTION
ve							
ERH= 4.0L Power Tech I-6 ve							
1	#5013 302AA	1			ER0	DDD	SHAFT, Input
2	4741 277	2			ER0	DDD	STOP RING, Synchronizer
3	4741 878	1			ER0	DDD	NEEDLE BEARING, Input Shaft
4	4741 266	2			ER0	DDC	SNAP RING, Output Shaft Bearing
5	4741 293	1			ER0	DDD	SYNCHRONIZER, Third and Fourth
6	#5013 195AA	1			ER0	DDD	GEAR, Third
7	5003 039AA	1			ER0	DDD	NEEDLE BEARING, Second Gear
8	4897 922AA	1			ER0	DDD	SNAP RING
9	#5013 192AA	2			ER0	DDD	WASHER, Output Shaft
10	#5013 194AA	1			ER0	DDD	GEAR, Second
11	#5013 191AA	1			ER0	DDD	SYNCHRONIZER, First and Second
12	#5013 189AA	1			ER0	DDD	GEAR, First
13	4741 871	1			ER0	DDD	NEEDLE BEARING, Transmission
14	5013 180AA	1			ER0	DDD	SHAFT, Output
15	4741 871	1			ER0	DDD	NEEDLE BEARING, Transmission
16	#5013 185AA	1			ER0	DDD	GEAR, Reverse
17	4741 285	1			ER0	DDD	STOP RING, Synchronizer
18	4741 278	1			ER0	DDD	SYNCHRONIZER, Fifth And Reverse
19	4741 805	1			ER0	DDD	RING, Transmission
20	4741 273	1			ER0	DDD	BEARING, Needle
21	#5015 956AA	1			ER0	DDD	GEAR, Fifth
22	4741 114	1			ER0	DDD	RETAINER, Transmission Output Shaft Bearing
23	4741 866	1			ER0	DDD	BEARING, Output Shaft
24	4741 266	2			ER0	DDC	SNAP RING, Output Shaft Bearing
25	#5012 971AA	2			ER0	DDD	BEARING, Countershaft
26	#5015 957AA	1			ER0	DDD	SHAFT, Counter
27	4741 312	1			ER0	DDD	SUPPORT, Segment Idler Shaft
28	4741 310	1			ER0	DDD	WASHER, Flat
29	4741 309	1			ER0	DDD	WASHER, Idler Gear
30	4741 307	2			ER0		THRUST WASHER, Reverse Idler
31	#5013 199AA	1			ER0	DDD	GEAR, Reverse Idler
32	4874 359	1			ER0	DDD	BEARING, Idler
33	4741 303	1			ER0	DDD	IDLER SHAFT, Transmission
34	4741 891	2			ER0	DDD	BALL, Check, 4 mm
35	4874 363	2			ER0	DDC	RING, Synchronizer Blocker
36	4874 405	2			ER0	DDC	CONE, Synchronizer
37	4874 404	2			ER0	DDC	RING

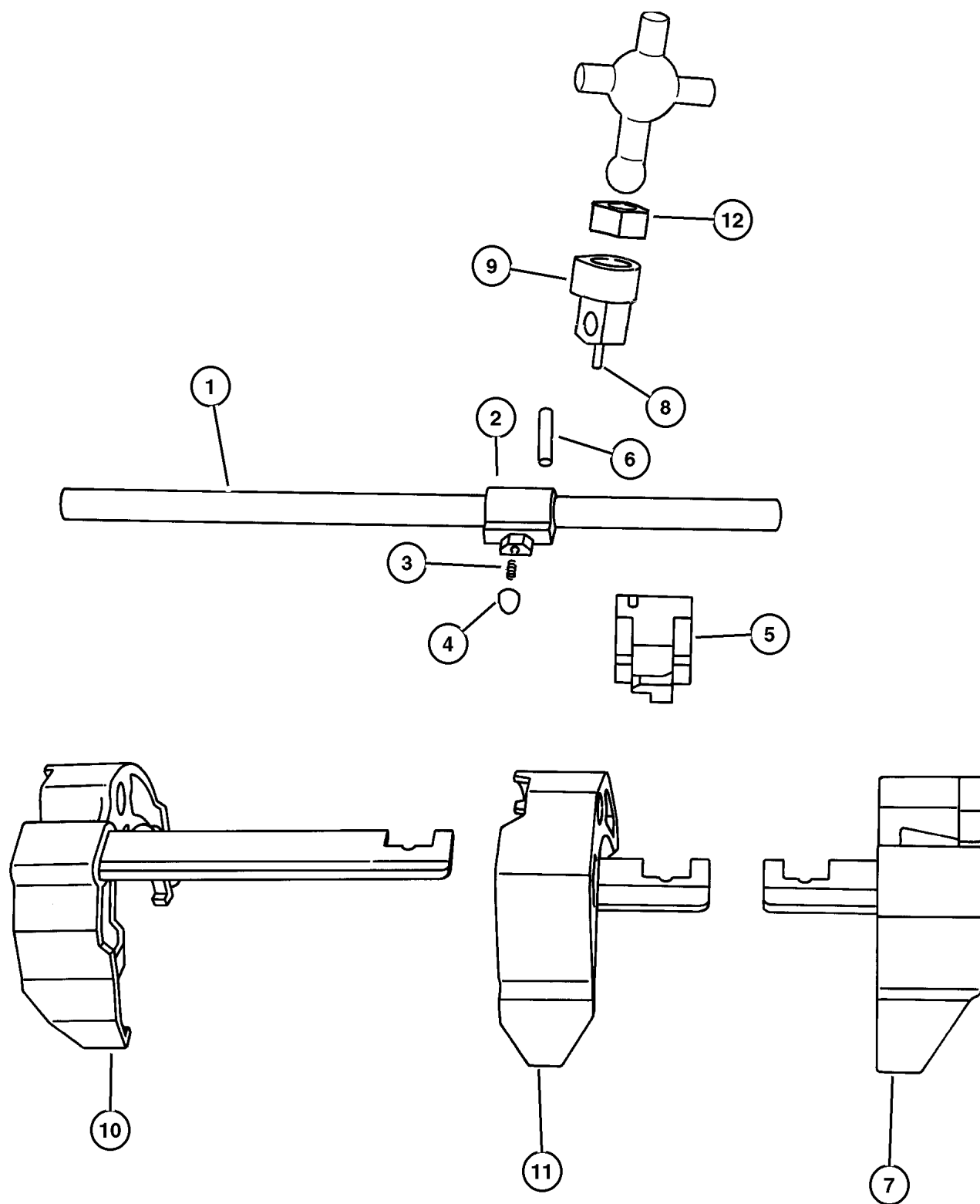
JEEP WRANGLER (TJ)

SERIES	LINE	BODY	ENGINE	TRANSMISSION
H=Sport	J = Wrangler 4WD	77=93.4 WB	EPE, EP0 = 2.5L Power Tech	DGG, DGD = 32RH 3 Spd. Auto.
L=SE	U = Wrangler 4WD (RHD)		ERH, ER0 = 4.0L Power Tech	DDQ = 5 Spd. Manual
P=Sahara				DDD = 5 Speed HD Manual
				DG0 = Auto Trans.
				DBB = Manual Trans.
				DDO = All 5 Speed Manual

AR = Use as required - = Non illustrated part # = New this model year

February 6, 2002

Fork and Rails (DDD)
Figure 3550-910



ITEM	PART NUMBER	QTY	LINE	SERIES	ENGINE	TRANS	DESCRIPTION
ERH= 4.0L Power Tech I-6 ve							
1	#5015 951AA	1			ER0	DDD	SHAFT, Selector
2	5014 109AA	1			ER0	DDD	LEVER, Shift Shaft
3	4741 137	3			ER0	DDD	SPRING, Lever
4	5015 949AA	1			ER0	DDD	PLUNGER
5	5012 337AA	1			ER0	DDD	BUSHING, Transmission
6	4741 138	1			ER0	DDD	PIN, Shift Shaft
7	#5015 950AA	1			ER0	DDD	FORK, Third and Fourth
8	4741 139	1			ER0	DDD	PIN, Shift Shaft
9	4874 352	1			ER0	DDD	SOCKET, Shift Shaft
10	#4773 563AB	1			ER0	DDD	FORK, Transmission
11	#5013 178AA	1			ER0	DDD	FORK, First and Second
12	5012 020AA	1			ER0	DDD	ISOLATOR, Shift Lever

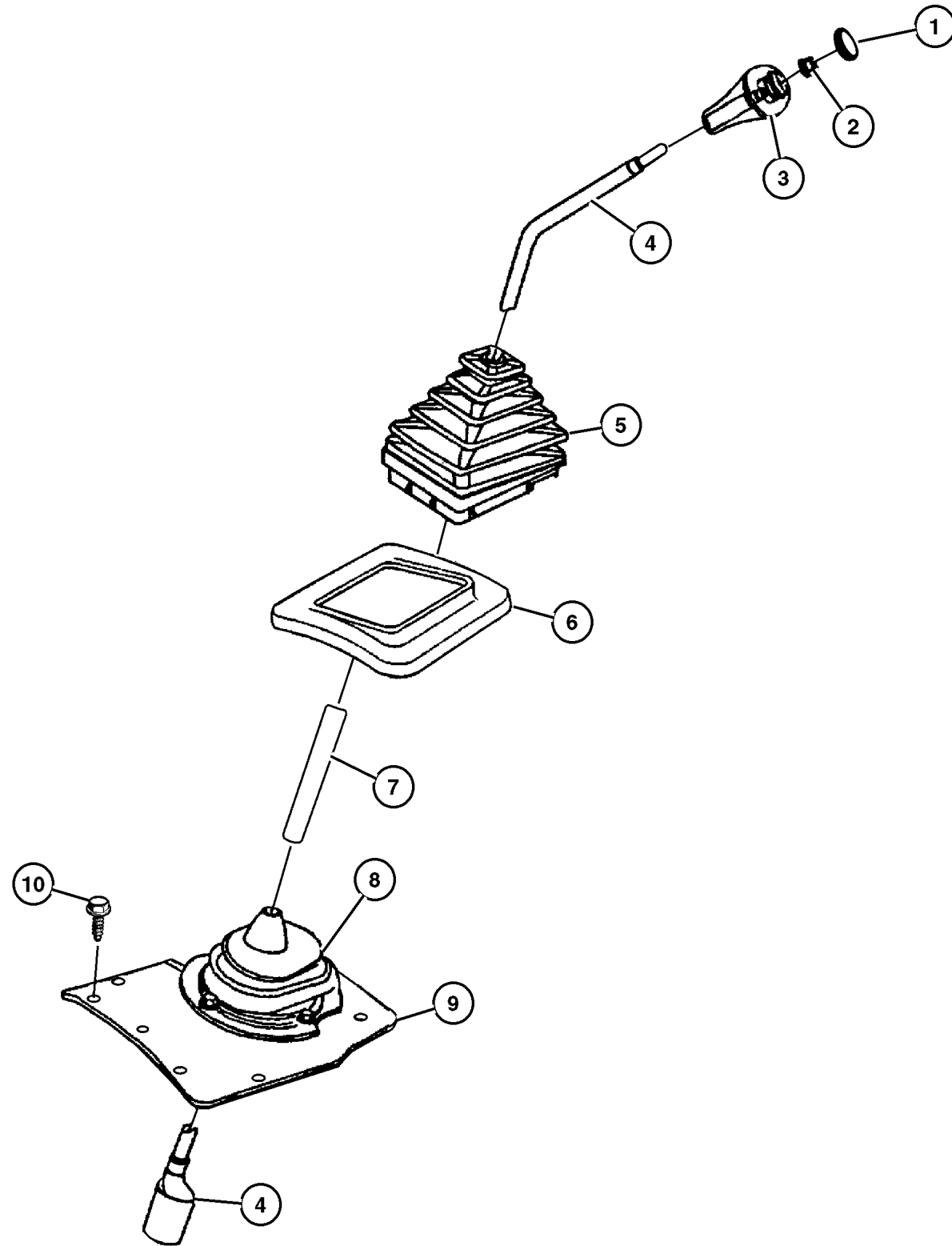
JEEP WRANGLER (TJ)

SERIES	LINE	BODY	ENGINE	TRANSMISSION
H=Sport	J = Wrangler 4WD	77=93.4 WB	EPE, EP0 = 2.5L Power Tech	DGG, DGD = 32RH 3 Spd. Auto.
L=SE	U = Wrangler 4WD (RHD)		ERH, ER0 = 4.0L Power Tech	DDQ = 5 Spd. Manual
P=Sahara				DDD = 5 Speed HD Manual
				DG0 = Auto Trans.
				DBB = Manual Trans.
				DD0 = All 5 Speed Manual

AR = Use as required - = Non illustrated part # = New this model year

February 6, 2002

**Gearshift Controls (DDD)
Figure 3550-1210**



ITEM	PART NUMBER	QTY	LINE	SERIES	ENGINE	TRANS	DESCRIPTION
ERH= 4.0L Power Tech I-6 ve							
1	4446 921	1				DBB	INSERT, Transmission Shift Knob
2	6502 556	1				DBB	NUT, Hex, M10-1.5
3	5210 4174	1				DBB	KNOB, Gearshift
4							LEVER, Gearshift
	#52078 576AC	1	J			DBB	
	#52078 579AC	1	U			DBB	
5	5207 8558	1				DBB	BOOT, Gear Shift Lever
6	5300 0056	1				DBB	BEZEL, Gearshift Lever Boot
7	5210 4012	1				DBB	TUBE, Governor Support
8	#52078 970AC	1				DBB	BOOT, Inner Gearshift
9	5207 8971	1				DBB	COVER, Floor Pan
10	J400 1701	9				DBB	SCREW, Hex Self Tapping, .19-16x.50

JEEP WRANGLER (TJ)

SERIES	LINE	BODY	ENGINE	TRANSMISSION
H=Sport	J = Wrangler 4WD	77=93.4 WB	EPE, EP0 = 2.5L Power Tech	DGG, DGD = 32RH 3 Spd. Auto.
L=SE	U = Wrangler 4WD (RHD)		ERH, ER0 = 4.0L Power Tech	DDQ = 5 Spd. Manual
P=Sahara				DDD = 5 Speed HD Manual
				DG0 = Auto Trans.
				DBB = Manual Trans.
				DD0 = All 5 Speed Manual

AR = Use as required - = Non illustrated part # = New this model year

February 6, 2002

Group – AISIN

Manual Transmission 5 Speed

GROUP AISIN - Manual Transmission 5 Speed

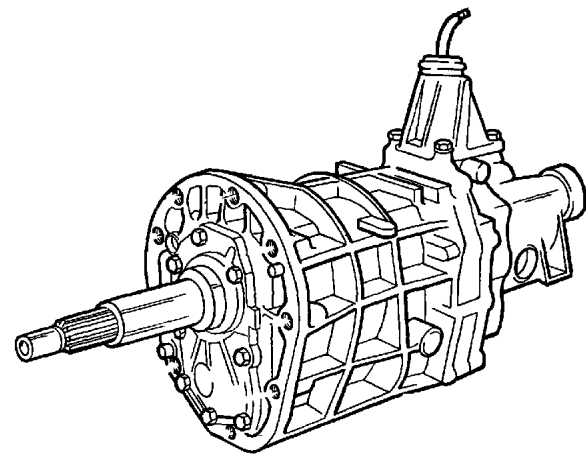


Illustration Title

Group-Fig. No.

Transmission Assembly

Transmission (DDQ) Fig. AISIN-110

Case and Extension

Case and Extension AX5 (DDQ) Fig. AISIN-210

Gear Train

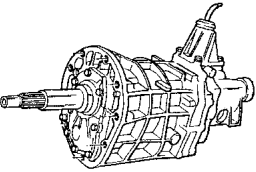
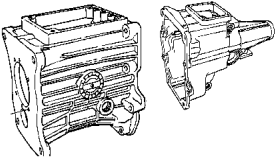
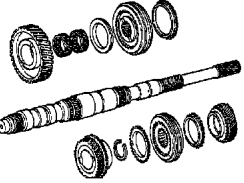
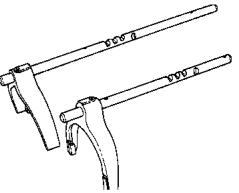

Gear Train AX5 (DDQ) Fig. AISIN-410

Forks and Rails

Forks AX5 (DDQ) Fig. AISIN-910

Gearshift Controls

Gearshift Controls (DDQ) Fig. AISIN-1210

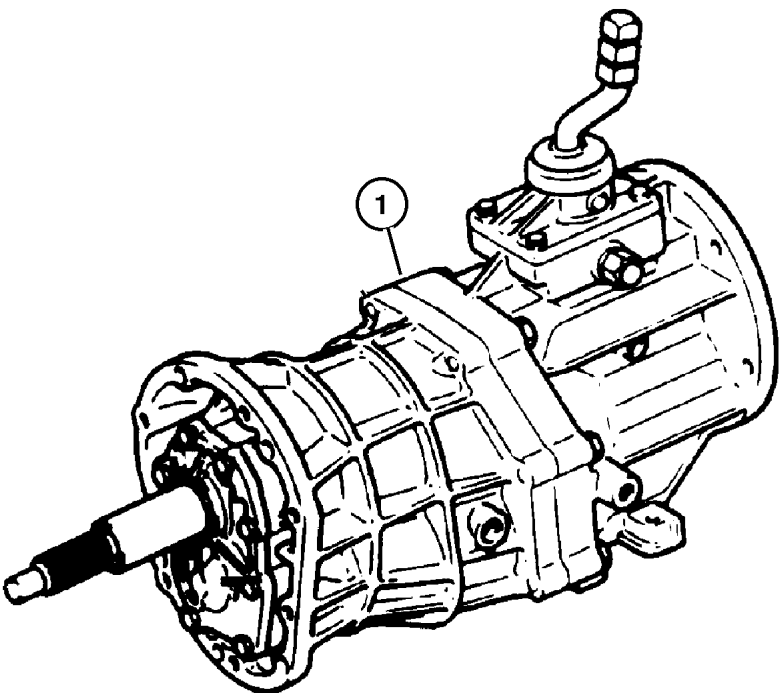
<p>AISIN-100 Transmission Assembly</p> 	<p>AISIN-200 Case and Extension</p> 	<p>AISIN-400 Gear Train</p> 	<p>AISIN-900 Forks and Rails</p> 
<p>AISIN-1200 Gearshift Controls</p> 			

Transmission (DDQ)
Figure AISIN-110

ITEM	PART NUMBER	QTY	LINE	SERIES	ENGINE	TRANS	DESCRIPTION
------	-------------	-----	------	--------	--------	-------	-------------

Note: ve
 EPE = 2.5L SMPI Magnum 4 Cyl Engine ve
 EP0 = All 2.5L 4 Cyl Gas Engines ve
 ERH = 4.0L Power Tech Engine ve
 ER0 = All 4.0L 6 Cyl Gas Engines ve
 DDQ = Manual Transmission 5 Speed ve

1	5210 4548	1			EPO	DDQ	TRANSMISSION, 5 Speed
---	-----------	---	--	--	-----	-----	-----------------------



JEEP WRANGLER (TJ)		BODY	ENGINE	TRANSMISSION
SERIES	LINE	77=93.4 WB	EPE, EP0 = 2.5L Power Tech ERH, ER0 = 4.0L Power Tech	DGG, DGD = 32RH 3 Spd. Auto. DDQ = 5 Spd. Manual DDD = 5 Speed HD Manual DG0 = Auto Trans. DBB = Manual Trans. DD0 = All 5 Speed Manual
H=Sport	J = Wrangler 4WD			
L=SE	U = Wrangler 4WD (RHD)			
P=Sahara				

AR = Use as required - = Non illustrated part # = New this model year

February 6, 2002

Case and Extension AX5 (DDQ)
Figure AISIN-210

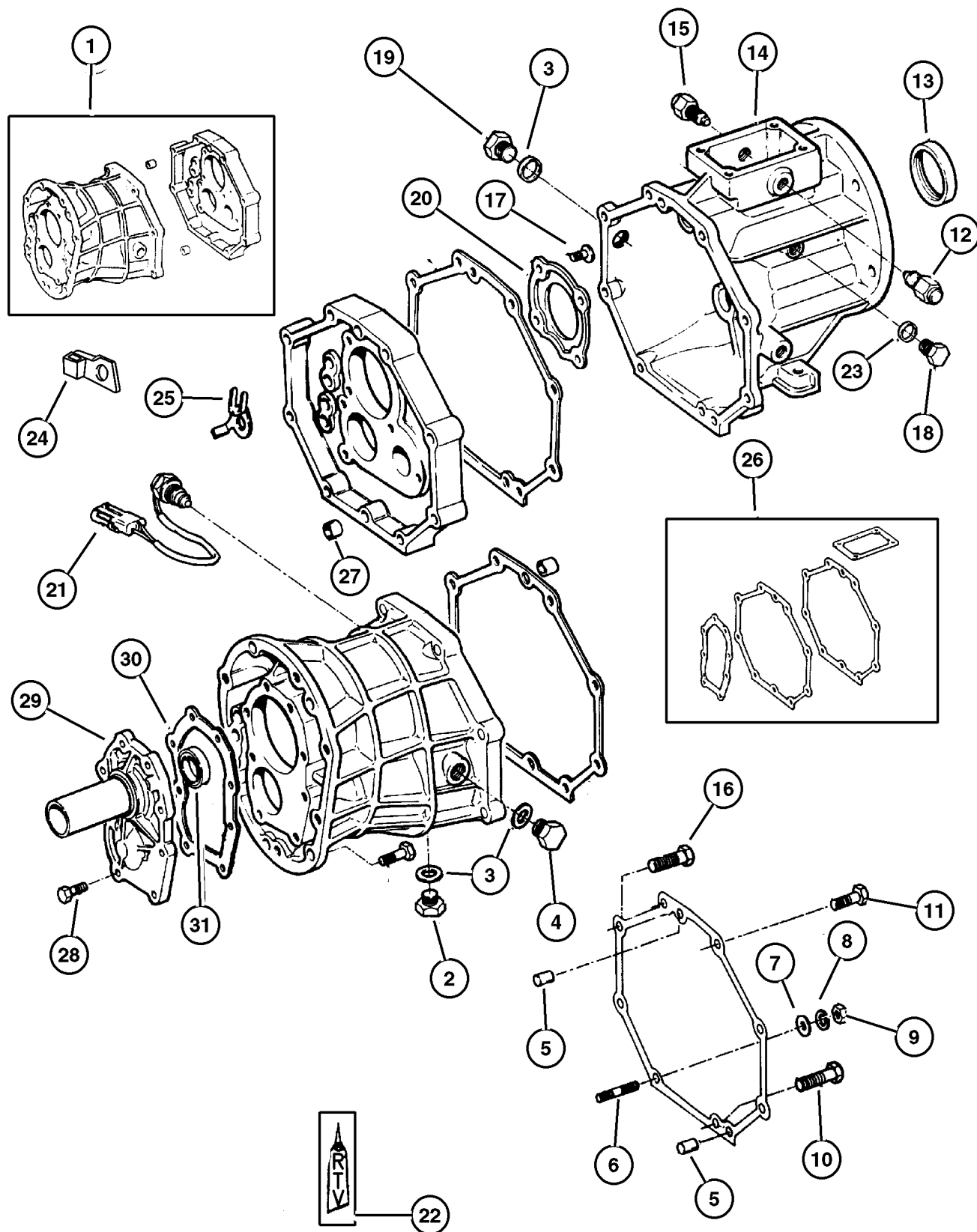
ITEM	PART NUMBER	QTY	LINE	SERIES	ENGINE	TRANS	DESCRIPTION
Note: ve							
DDQ = 5 Speed Manual Transmission ve							
EPE = 2.5L SMPI MAGNUM 4 Cyl Engine ve							
EP0 = All 2.5L 4 Cyl Gas Engines ve							
1	4897 581AA	1			EP0	DDQ	CASE, Transmission
2	4543 303	1			EP0	DDQ	PLUG, Differential Drain
3	8350 0513	2			EP0	DDQ	GASKET, Drain Plug
4	8350 0509	1			EP0	DDQ	PLUG, Oil Fill
5	8350 0504	4			EP0	DDQ	PIN, Locating
6	8350 0618	1			EP0	DDQ	STUD, Double Ended, M10x1.25x98
7	8350 0627	1			EP0	DDQ	WASHER, Flat
8	8350 0626	1			EP0	DDQ	WASHER, Lock
9	8350 0625	1			EP0	DDQ	NUT, Transmission Case
10	8350 3547	1			EP0	DDQ	BOLT
11	8350 3549	4			EP0	DDQ	BOLT
12	8350 0516	1			EP0	DDQ	PIN, Reverse Restrict
13	8350 3108	1			EP0	DDQ	SEAL, Adapter
14	4897 133AA	1			EP0	DDQ	ADAPTER, Transfer Case
15	8350 0515	1			EP0	DDQ	PIN, Reverse
16	8350 3548	1			EP0	DDQ	BOLT
17	8350 0511	4			EP0	DDQ	SCREW, Manual Transmission
18	8350 3109	AR			EP0	DDQ	CAP, Detent
19	8350 0623	1			EP0	DDQ	PLUG, Oil Fill
20	8350 6034	1			EP0	DDQ	RETAINER, Bearing
21	8350 0629	1			EP0	DDQ	SWITCH, Back Up Lamp
22	4318 025	1			EP0	DDQ	SEALANT, RTV
23	8350 0540	1			EP0	DDQ	PIN, Shift Shaft, Slotted
24	8350 0631	1			EP0	DDQ	CLAMP, Transmission
25	8350 3551	1			EP0	DDQ	CLAMP, Transmission
26	8350 0632	1			EP0	DDQ	GASKET, Transmission
27	5003 663AA	2			EP0	DDQ	PIN, Locating
28	3420 1818	8			EP0	DDQ	SCREW, Hex Head, M8x1.25x25
29	4746 025	1			EP0	DDQ	RETAINER, Bearing
30	8350 0505	AR			EP0	DDQ	GASKET, Input Gear Retainer
31	8350 6045	1			EP0	DDQ	SEAL, Main Shaft

JEEP WRANGLER (TJ)

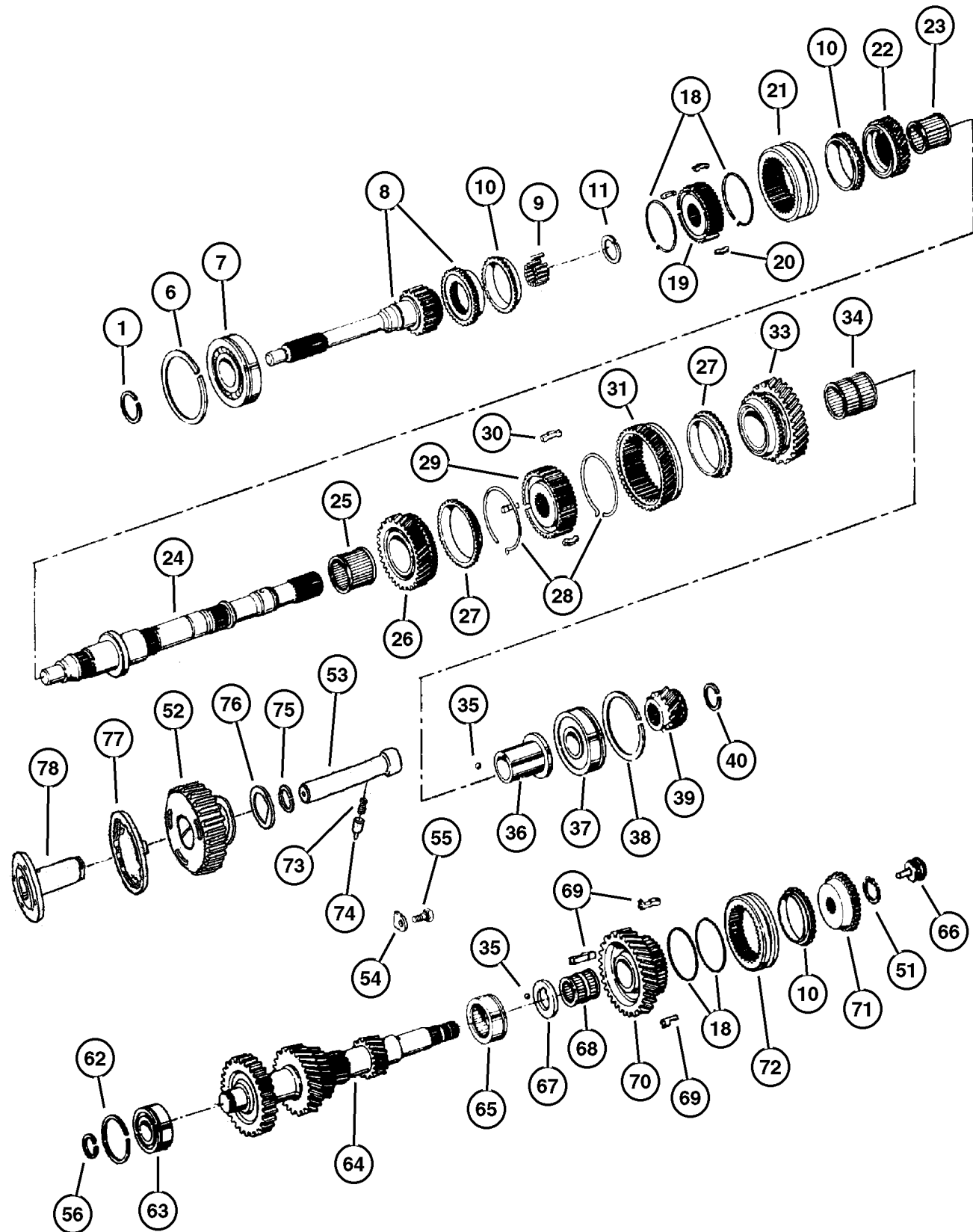
SERIES	LINE	BODY	ENGINE	TRANSMISSION
H=Sport	J = Wrangler 4WD	77=93.4 WB	EPE, EP0 = 2.5L Power Tech	DGG, DGD = 32RH 3 Spd. Auto.
L=SE	U = Wrangler 4WD (RHD)		ERH, ER0 = 4.0L Power Tech	DDQ = 5 Spd. Manual
P=Sahara				DDD = 5 Speed HD Manual
				DG0 = Auto Trans.
				DBB = Manual Trans.
				DD0 = All 5 Speed Manual

AR = Use as required - = Non illustrated part # = New this model year

February 6, 2002



**Gear Train AX5 (DDQ)
Figure AISIN-410**



ITEM	PART NUMBER	QTY	LINE	SERIES	ENGINE	TRANS	DESCRIPTION
Note: ve							
EPE = 2.5L SMPI Magnum 4 Cyl Engine ve							
EPO = All 2.5L 4 Cyl Gas Engines ve							
DDQ = Manual Transmission 5 Speed ve							
1	8350 0611	1			EPO	DDQ	SNAP RING, Input Shaft, 2.30mm
-2	8350 0610	1			EPO	DDQ	SNAP RING, Input Shaft, 2.25mm
-3	8350 0609	1			EPO	DDQ	SNAP RING, Input Shaft, 2.20mm
-4	8350 0608	1			EPO	DDQ	SNAP RING, Input Shaft, 2.15mm
-5	8350 0607	1			EPO	DDQ	SNAP RING, Input Shaft, 2.10mm
6	8350 0614	1			EPO	DDQ	SNAP RING
7	8350 2681	2			EPO	DDQ	BEARING, Input Shaft
8	8350 6020	1			EPO	DDQ	SHAFT, Input
9	8350 2680	13			EPO	DDQ	ROLLER, Input Gear
10	8350 0566	3			EPO	DDQ	STOP RING, Synchronizer
11	8350 0598	1			EPO	DDQ	SNAP RING, Mainshaft, 1.75mm
-12	8350 0599	1			EPO	DDQ	SNAP RING, Mainshaft, 1.80mm
-13	8350 0602	1			EPO	DDQ	SNAP RING, Mainshaft, 1.85mm
-14	8350 0603	1			EPO	DDQ	SNAP RING, Mainshaft, 1.90mm
-15	8350 0604	1			EPO	DDQ	SNAP RING, Mainshaft, 1.95mm
-16	8350 0605	1			EPO	DDQ	SNAP RING, Mainshaft, 2.00mm
-17	8350 0606	1			EPO	DDQ	SNAP RING, Mainshaft, 2.05mm
18	8350 0568	4			EPO	DDQ	SPRING, Synchronizer Key
19	8350 6027	1			EPO	DDQ	SYNCHRONIZER, Third and Fourth
20	8350 6029	3			EPO	DDQ	KEY, Synchronizer
21	4740 235	AR			EPO	DDQ	SLEEVE, Synchronesh Clutch Gear
22	8350 6019	1			EPO	DDQ	GEAR, Third
23	8350 0576	2			EPO	DDQ	BEARING, Third Gear
24	8350 3105	1			EPO	DDQ	MAINSHAFT, Transmission
25	8350 0577	2			EPO	DDQ	BEARING, Second Gear
26	8350 6018	1			EPO	DDQ	GEAR, Second
27	8350 0567	2			EPO	DDQ	STOP RING, Synchronizer
28	8350 0569	2			EPO	DDQ	SPRING, Synchronizer Key
29	8350 0561	1			EPO	DDQ	SYNCHRONIZER, First and Second
30	8350 0564	3			EPO	DDQ	KEY, Synchronizer
31	4897 101AA	1			EPO	DDQ	GEAR, Reverse
-32	4897 102AA	1			EPO	DDQ	GEAR, Reverse Idler, With Transmission Stamp # [52104548]
33	8350 6017	1			EPO	DDQ	GEAR, First
34	8350 6031	2			EPO	DDQ	BEARING, First Gear
35	8350 0573	2			EPO	DDQ	BALL, Reverse
36	8350 6026	1			EPO	DDQ	RACE, First Gear
37	8350 6030	2			EPO	DDQ	BEARING, Mainshaft

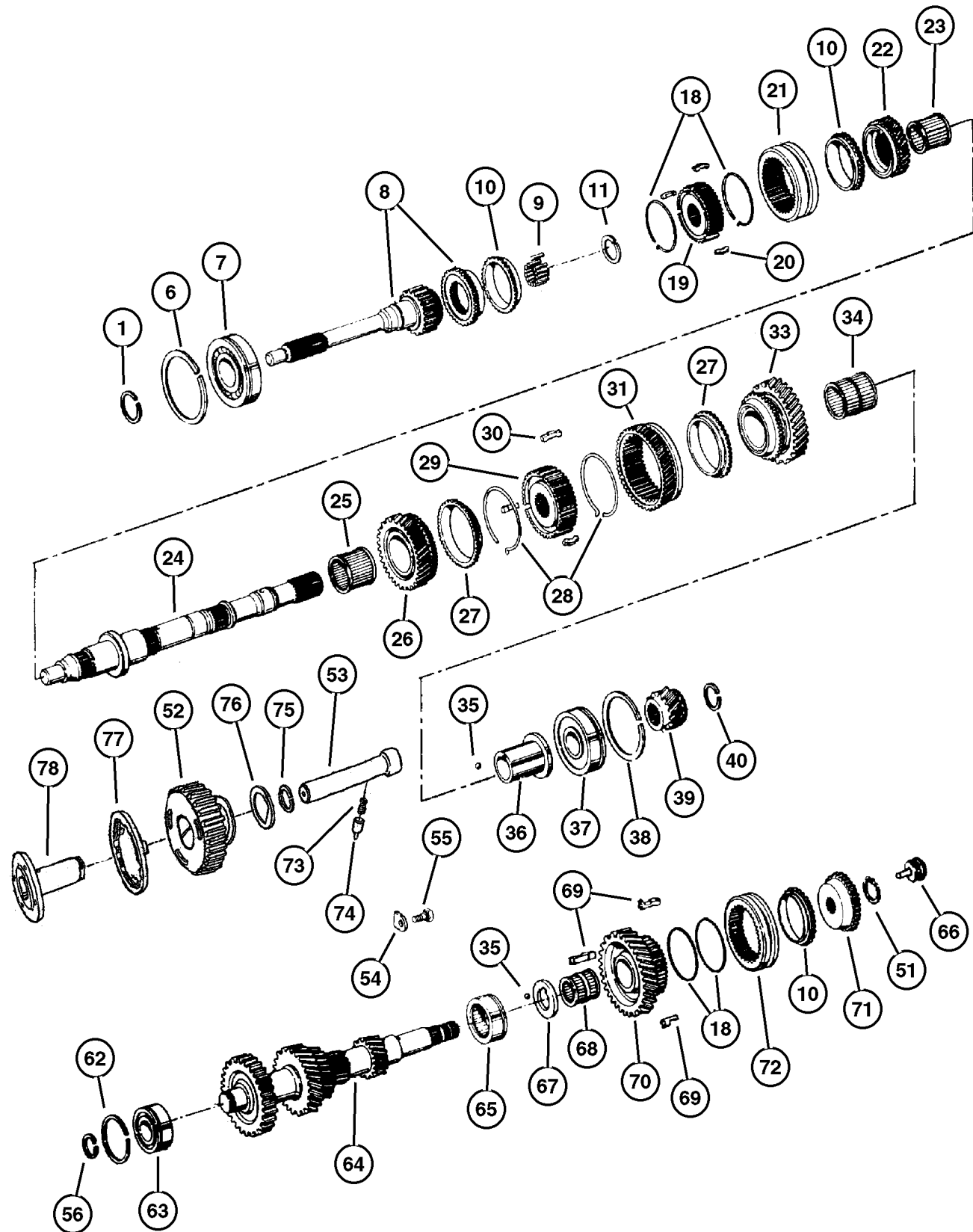
JEEP WRANGLER (TJ)

SERIES	LINE	BODY	ENGINE	TRANSMISSION
H=Sport	J = Wrangler 4WD	77=93.4 WB	EPE, EP0 = 2.5L Power Tech	DGG, DGD = 32RH 3 Spd. Auto.
L=SE	U = Wrangler 4WD (RHD)		ERH, ER0 = 4.0L Power Tech	DDQ = 5 Spd. Manual
P=Sahara				DDD = 5 Speed HD Manual
				DG0 = Auto Trans.
				DBB = Manual Trans.
				DD0 = All 5 Speed Manual

AR = Use as required - = Non illustrated part # = New this model year

February 6, 2002

Gear Train AX5 (DDQ)
Figure AISIN-410



ITEM	PART NUMBER	QTY	LINE	SERIES	ENGINE	TRANS	DESCRIPTION
38	8350 0613	1			EPO	DDQ	SNAP RING
39	8350 0971	1			EPO	DDQ	GEAR, Fifth
40	8350 0587	1			EPO	DDQ	SNAP RING, Mainshaft, 2.67-2.72mm
-41	8350 0588	1			EPO	DDQ	SNAP RING, Mainshaft, 2.73-2.78mm
-42	8350 0589	1			EPO	DDQ	SNAP RING, Mainshaft, 2.79-2.84mm
-43	8350 0590	1			EPO	DDQ	SNAP RING, Mainshaft, 2.85-2.90mm
-44	8350 0591	1			EPO	DDQ	SNAP RING, Mainshaft, 2.91-2.96mm
-45	8350 0592	1			EPO	DDQ	SNAP RING, Mainshaft, 2.97-3.02mm
-46	8350 0593	1			EPO	DDQ	SNAP RING, Mainshaft, 3.03-3.08mm
-47	8350 0594	1			EPO	DDQ	SNAP RING, Mainshaft, 3.09-3.14mm
-48	8350 0595	1			EPO	DDQ	SNAP RING, Mainshaft, 3.15-3.20mm
-49	8350 0596	1			EPO	DDQ	SNAP RING, Mainshaft, 3.21-3.26mm
-50	8350 0597	1			EPO	DDQ	SNAP RING, Mainshaft, 3.27mm/3.32mm
51	8350 6035	1			EPO	DDQ	SNAP RING PACKAGE, Transmission
52	4897 102AA	1			EPO	DDQ	GEAR, Reverse Idler
53	4897 104AA	1			EPO	DDQ	IDLER SHAFT, Transmission
54	4883 380AA	1			EPO	DDQ	STOPPER, Idler Shaft
55	8350 0615	1			EPO	DDQ	BOLT AND LOCK WASHER, Hex Head, M8x1.25x20
56	8350 0581	1			EPO	DDQ	SNAP RING, Cluster Gear, 2.05mm
-57	8350 0582	1			EPO	DDQ	SNAP RING, Cluster Gear, 2.10-2.15mm
-58	8350 0583	1			EPO	DDQ	SNAP RING, Cluster Gear, 2.15mm
-59	8350 0584	1			EPO	DDQ	SNAP RING, Cluster Gear, 2.20mm
-60	8350 0585	1			EPO	DDQ	SNAP RING, Cluster Gear, 2.25mm
-61	8350 0586	1			EPO	DDQ	SNAP RING, Cluster Gear, 2.30mm
62	8350 0612	1			EPO	DDQ	SNAP RING
63	8350 6032	1			EPO	DDQ	BEARING, Cluster Gear
64	4897 103AA	1			EPO	DDQ	GEAR, Countershaft
65	8350 6033	1			EPO	DDQ	BEARING, Cluster Gear
66	8350 0646	1			EPO	DDQ	PIPE, Oil Receiver
67	8350 6025	1			EPO	DDQ	THRUST WASHER, Fourth Gear
68	8350 0644	2			EPO	DDQ	NEEDLE BEARING, Fifth Gear
69	8350 0641	3			EPO	DDQ	KEY, Synchronizer, No. 3
70	8350 6022	1			EPO	DDQ	GEAR, Countershaft Fifth
71	8350 6024	1			EPO	DDQ	GEAR, Fifth Splined
72	4746 657	1			EPO	DDQ	SLEEVE, Synchronizer
73	4897 110AA	1			EPO	DDQ	SPRING, Compression
74	4897 109AA	1			EPO	DDQ	PIN
75	4897 112AA	1			EPO	DDQ	RING, Snap
76	4897 108AA	1			EPO	DDQ	PLATE, Transmission Idler Shaft
77	4897 111AA	1			EPO	DDQ	RING, Transmission
78	4897 107AA	1			EPO	DDQ	RACE, Idler Gear

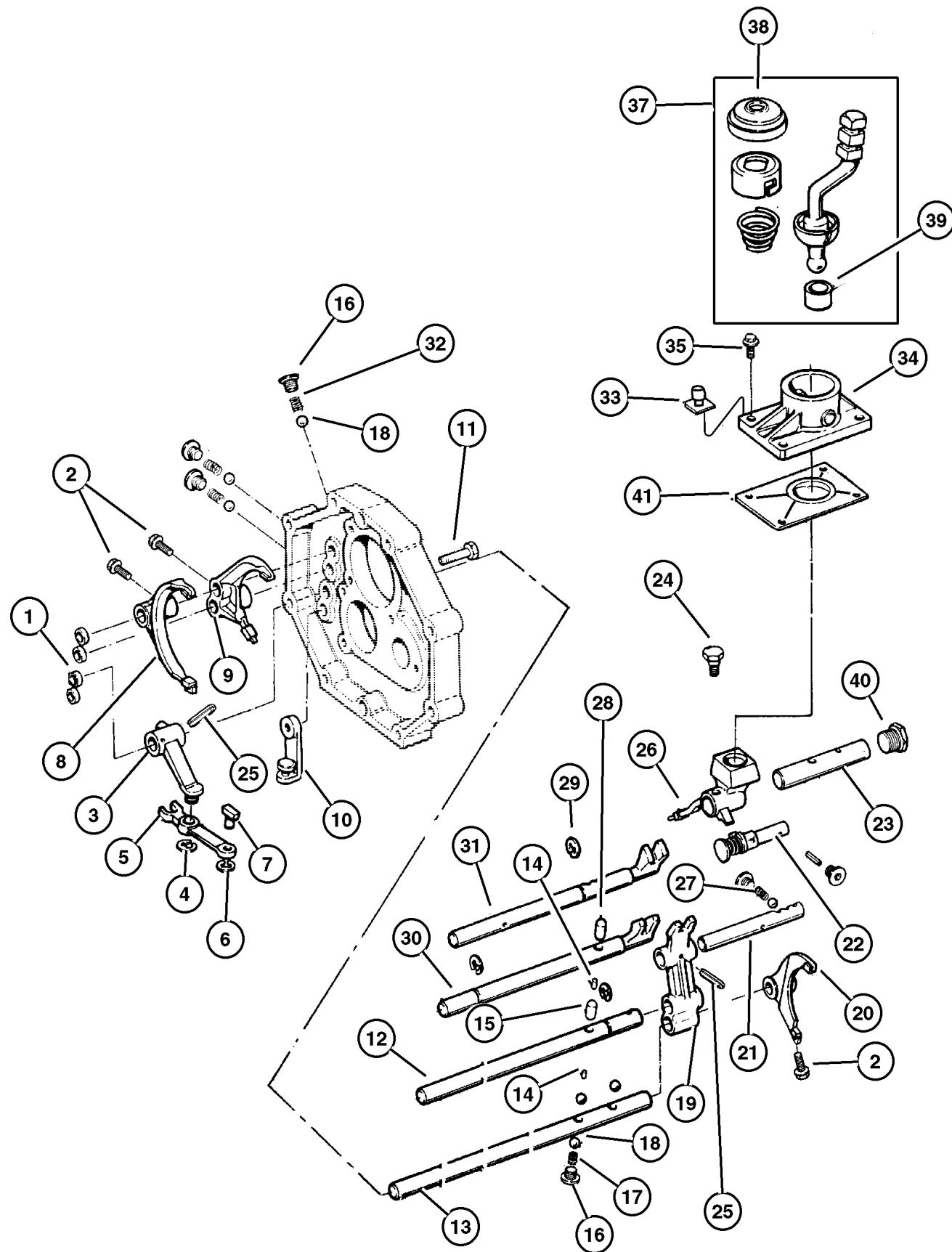
JEEP WRANGLER (TJ)

SERIES	LINE	BODY	ENGINE	TRANSMISSION
H=Sport	J = Wrangler 4WD	77=93.4 WB	EPE, EP0 = 2.5L Power Tech	DGG, DGD = 32RH 3 Spd. Auto.
L=SE	U = Wrangler 4WD (RHD)		ERH, ER0 = 4.0L Power Tech	DDQ = 5 Spd. Manual
P=Sahara				DDD = 5 Speed HD Manual
				DG0 = Auto Trans.
				DBB = Manual Trans.
				DD0 = All 5 Speed Manual

AR = Use as required - = Non illustrated part # = New this model year

February 6, 2002

Forks AX5 (DDQ)
Figure AISIN-910



ITEM	PART NUMBER	QTY	LINE	SERIES	ENGINE	TRANS	DESCRIPTION
------	-------------	-----	------	--------	--------	-------	-------------

Note: ve

DDK = 5 Speed Heavy Duty Manual Transmission ve

DDQ = 5 Speed Manual Transmission ve

EPE = 2.5L SMPI MAGNUM 4 Cyl Engine ve

EP0 = All 2.5L 4 Cyl Gas Engines ve

1	8350 0503	4			EP0	DDQ	PLUG, Shift Rail
2	8350 2664	3			EP0	DDQ	BOLT, Shift Fork
3	8350 0526	1			EP0	DDQ	FORK, Transmission
4	8350 0547	1			EP0	DDQ	SNAP RING
5	4897 099AA	1			EP0	DDQ	ARM, Reverse Shift
6	8350 0547	1			EP0	DDQ	SNAP RING
7	4897 100AA	1			EP0	DDQ	SHOE, Shift Lever
8	4740 236	1			EP0	DDQ	FORK PACKAGE, Shift
9	8350 2662	1			EP0	DDQ	FORK, Transmission
10	8350 0531	1			EP0	DDQ	BRACKET, Reverse Arm
11	8350 0549	2			EP0	DDQ	BOLT, Bearing Retainer
12	4746 659	1			EP0	DDQ	SHAFT, Gear Shift Fork, Number 3
13	4746 660	1			EP0	DDQ	SHAFT, Gear Shift Fork, Number 4
14	8350 0537	2			EP0	DDQ	PIN, Shift Shaft
15	8350 0541	1			EP0	DDQ	PIN, Interlock, 21.6mm
16	8350 0524	1			EP0	DDQ	PLUG, Transmission
17	8350 0638	1			EP0	DDQ	SPRING, Compression Shift
18	8350 0542	7			EP0	DDQ	BALL, Gearshift Fork Lock
19	4746 658	1			EP0	DDQ	HEAD, Shifter Shaft
20	4746 656	1			EP0	DDQ	FORK, Transmission
21	8350 0536	1			EP0	DDQ	SHAFT, Selector
22	8350 0515	1			EP0	DDQ	PIN, Reverse
23	8350 0514	1			EP0	DDQ	SHAFT, Shift Lever
24	8350 6036	1			EP0	DDQ	BOLT
25	8350 0540	1			EP0	DDQ	PIN, Shift Shaft
26	8350 0636	1			EP0	DDQ	HOUSING, Shift Lever
27	8350 0544	1			EP0	DDQ	SPRING, Compression
28	8350 0543	1			EP0	DDQ	PIN, Interlock, 30.3mm
29	8350 6054	3			EP0	DDQ	SNAP RING
30	4874 510	AR			EP0	DDQ	SHAFT, Gear Shift Fork, Number 1
31	8350 6047	AR			EP0	DDQ	SHAFT, Selector
32	8350 0545	3			EP0	DDQ	SPRING, Compression Detent
33	4864 215	1			EP0	DDQ	CAP, Vent
34	4864 211	1			EP0	DDQ	RETAINER, Transmission
35	8350 3107	2			EP0	DDQ	BOLT
-36	8350 0525	2			EP0	DDQ	BOLT AND LOCK WASHER, Hex Head, M8x1.25x30

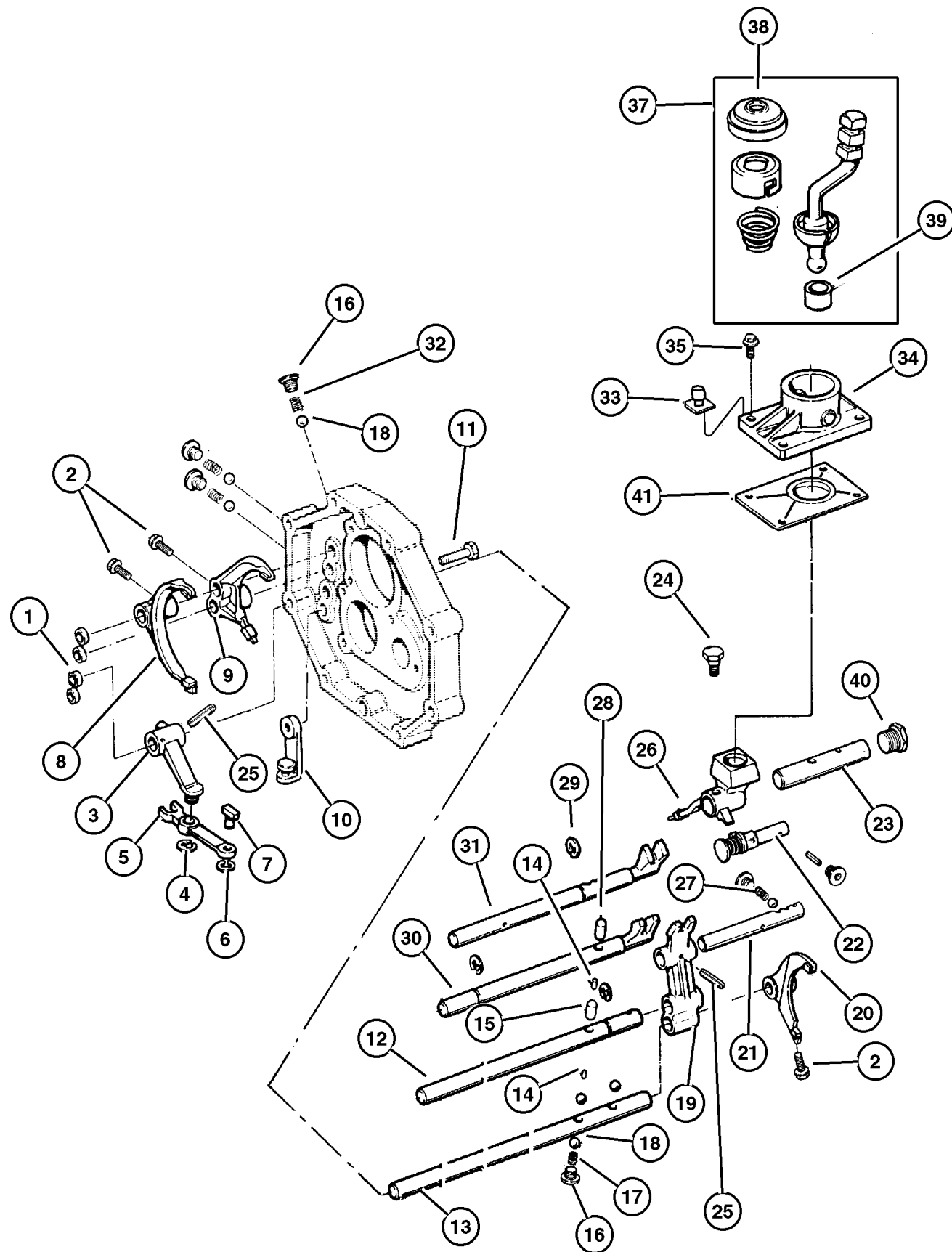
JEEP WRANGLER (TJ)

SERIES	LINE	BODY	ENGINE	TRANSMISSION
H=Sport	J = Wrangler 4WD	77=93.4 WB	EPE, EP0 = 2.5L Power Tech	DGG, DGD = 32RH 3 Spd. Auto.
L=SE	U = Wrangler 4WD (RHD)		ERH, ER0 = 4.0L Power Tech	DDQ = 5 Spd. Manual
P=Sahara				DDD = 5 Speed HD Manual
				DG0 = Auto Trans.
				DBB = Manual Trans.
				DD0 = All 5 Speed Manual

AR = Use as required - = Non illustrated part # = New this model year

February 6, 2002

Forks AX5 (DDQ)
Figure AISIN-910



ITEM	PART NUMBER	QTY	LINE	SERIES	ENGINE	TRANS	DESCRIPTION
37	4882 436	1			EPO	DDQ	LEVER, Gearshift
38	8350 0520	1			EPO	DDQ	BOOT, Gearshift
39	8350 0519	1			EPO	DDQ	BUSHING, Shift Lever
40	8350 3109	AR			EPO	DDQ	CAP, Detent
41	4864 216	1			EPO	DDQ	SHIELD, Transmission

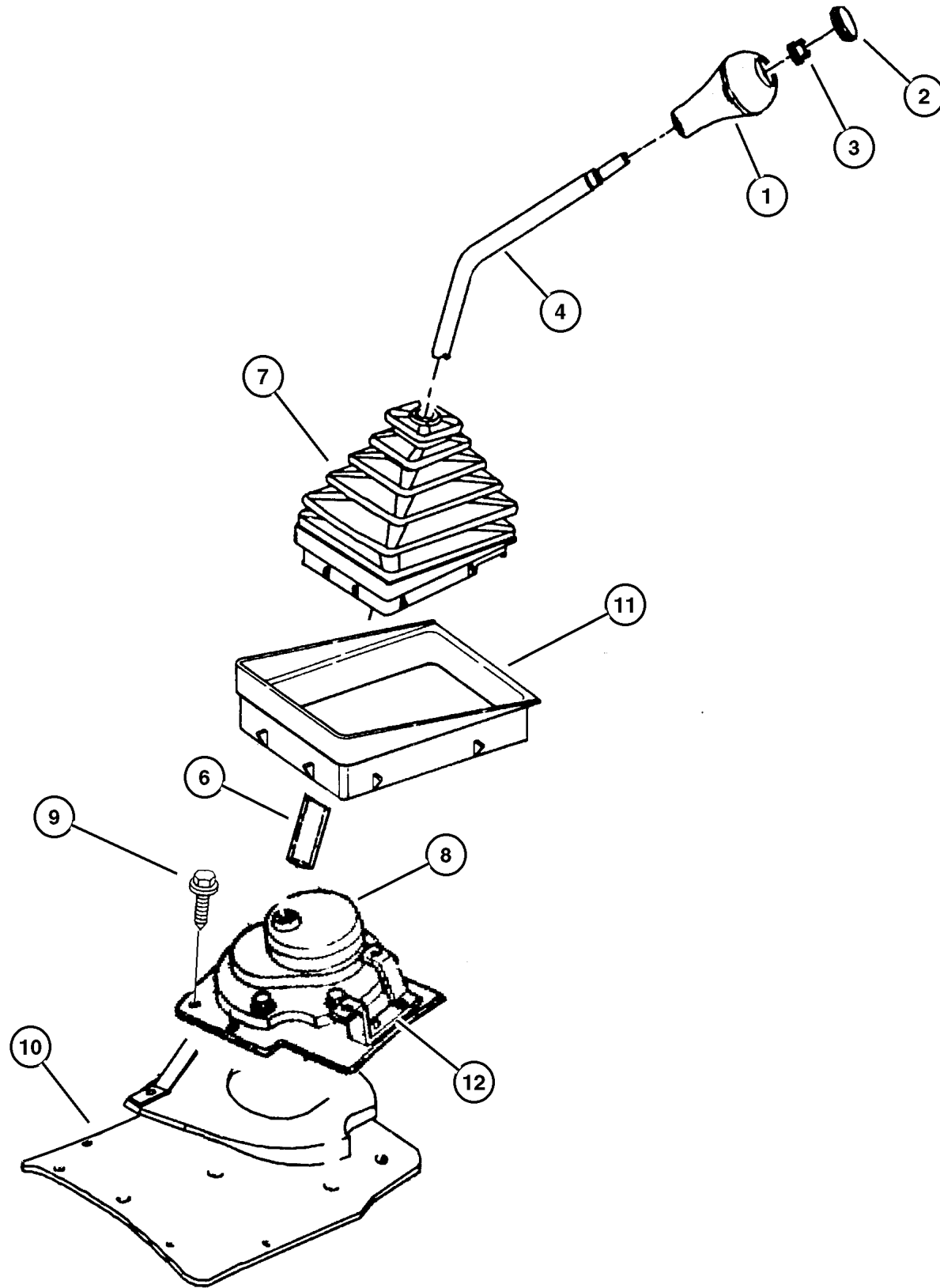
JEEP WRANGLER (TJ)
 SERIES LINE BODY ENGINE TRANSMISSION
 H=Sport J = Wrangler 4WD 77=93.4 WB EPE, EP0 = 2.5L Power Tech DGG, DGD = 32RH 3 Spd. Auto.
 L=SE U = Wrangler 4WD (RHD) ERH, ER0 = 4.0L Power Tech DDQ = 5 Spd. Manual
 P=Sahara DDD = 5 Speed HD Manual
 DG0 = Auto Trans.
 DBB = Manual Trans.
 DDO = All 5 Speed Manual

AR = Use as required - = Non illustrated part # = New this model year

February 6, 2002

**Gearshift Controls (DDQ)
Figure AISIN-1210**

ITEM	PART NUMBER	QTY	LINE	SERIES	ENGINE	TRANS	DESCRIPTION
Note: ve							
DBB = All Manual Transmissions ve							
1	5210 4174	1				DBB	KNOB, Gearshift
2	4446 921	1				DBB	INSERT, Transmission Shift Knob
3	6502 556	1				DBB	NUT, Hex, M10-1.5
4							LEVER, Gearshift
	#52078 576AC	1	J			DBB	
	#52078 579AC	1	U			DBB	
-5							LEVER, Gearshift
	#52078 579AC	1	U			DBB	
	#52078 576AC	1	J			DBB	
6	5210 4012	1				DBB	TUBE, Governor Support
7	5207 8558	1				DBB	BOOT, Gear Shift Lever
8	5207 8970	1				DBB	BOOT, Inner Gearshift
9	1150 2843	4				DBB	SCREW, Hex Flange Head, M4.2x1.41x13.00
10	5207 8971	1				DBB	COVER, Floor Pan
11	5300 0056	1				DBB	BEZEL, Gearshift Lever Boot
12	3420 1035	3				DBB	RIVET, M4x12 Aluminum



JEEP WRANGLER (TJ)

SERIES	LINE	BODY	ENGINE	TRANSMISSION
H=Sport	J = Wrangler 4WD	77=93.4 WB	EPE, EP0 = 2.5L Power Tech	DGG, DGD = 32RH 3 Spd. Auto.
L=SE	U = Wrangler 4WD (RHD)		ERH, ER0 = 4.0L Power Tech	DDQ = 5 Spd. Manual
P=Sahara				DDD = 5 Speed HD Manual
				DG0 = Auto Trans.
				DBB = Manual Trans.
				DD0 = All 5 Speed Manual

AR = Use as required - = Non illustrated part # = New this model year

February 6, 2002

Group – 231

Transfer Case Model 231

GROUP 231 - Transfer Case Model 231

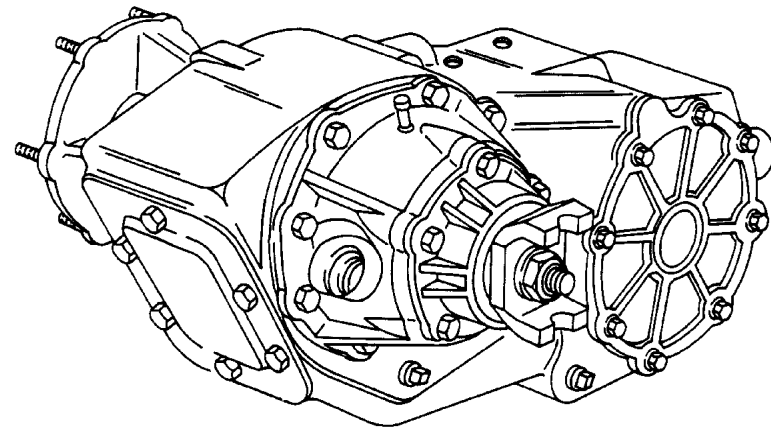


Illustration Title

Group-Fig. No.

Transfer Case Assembly

Transfer Case Command Trac (DHN) Fig. 231-110

Case and Related Parts

Case and Related Parts Command Trac (DHN) Fig. 231-210

Gear Train

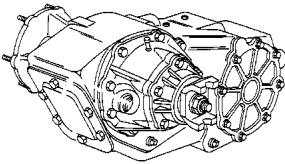
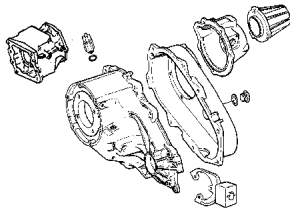
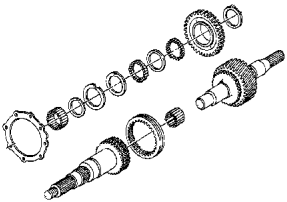
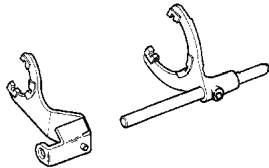

Gear Train Command Trac (DHN) Fig. 231-410

Fork and Rails

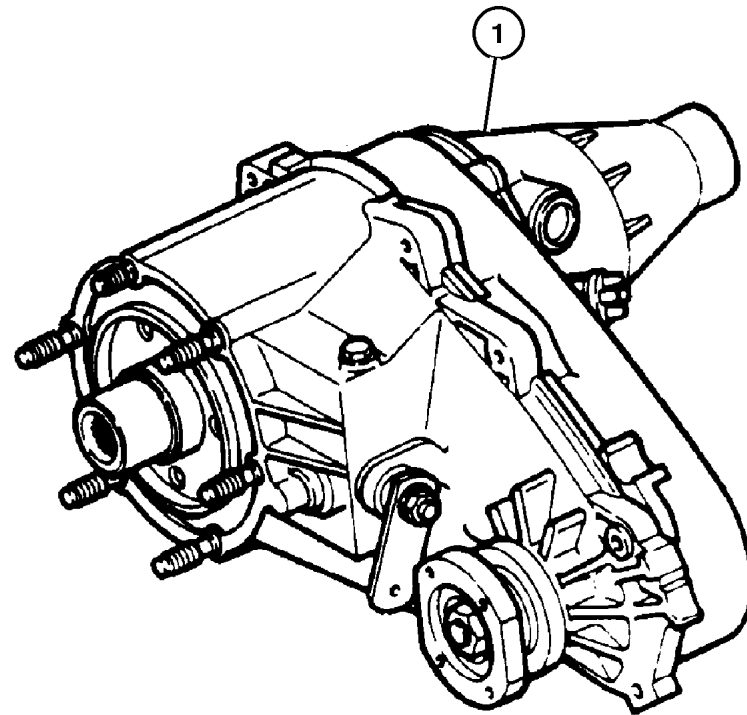
Forks and Rails Command Trac (DHN) Fig. 231-910

Gearshift Controls

Gearshift Controls Command Trac (DHN) Fig. 231-1210

<p>231-100 Transfer Case Assembly</p> 	<p>231-200 Case and Related Parts</p> 	<p>231-400 Gear Train</p> 	<p>231-900 Fork and Rails</p> 
<p>231-1200 Gearshift Controls</p> 			

**Transfer Case Command Trac (DHN)
Figure 231-110**



ITEM	PART NUMBER	QTY	LINE	SERIES	ENGINE	TRANS	DESCRIPTION
------	-------------	-----	------	--------	--------	-------	-------------

NOTE: Sales Code ve
 EP0 = 2.5L 4 Cyl. ve
 ER0 = 4.0L 6 Cyl. ve
 DG0= All Automatic Transmission ve
 DDQ= 5 Speed Manual Transmission ve
 DDD= 5 Speed Heavy Duty Manual Transmssion ve

1							TRANSFER CASE, NV231
	#52099 211AB	1			EP0, ER0	DG0	
	#52099 364AB	1			EP0	DDQ	
	#52111 252AA	1			ER0	DDD	

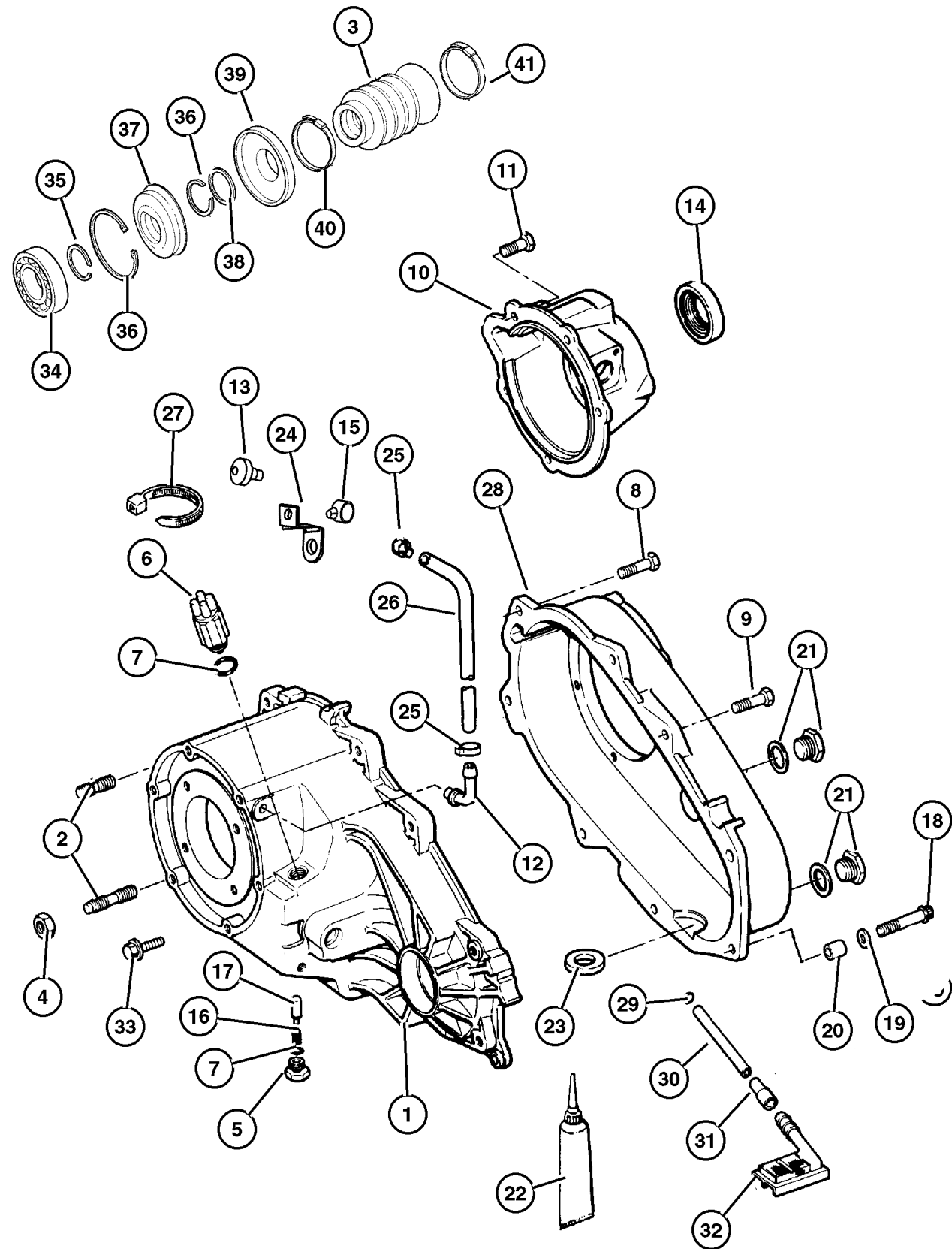
JEEP WRANGLER (TJ)

SERIES	LINE	BODY	ENGINE	TRANSMISSION
H=Sport	J = Wrangler 4WD	77=93.4 WB	EPE, EP0 = 2.5L Power Tech	DGG, DGD = 32RH 3 Spd. Auto.
L=SE	U = Wrangler 4WD (RHD)		ERH, ER0 = 4.0L Power Tech	DDQ = 5 Spd. Manual
P=Sahara				DDD = 5 Speed HD Manual
				DG0 = Auto Trans.
				DBB = Manual Trans.
				DD0 = All 5 Speed Manual

AR = Use as required - = Non illustrated part # = New this model year

February 6, 2002

**Case and Related Parts Command Trac (DHN)
Figure 231-210**



ITEM	PART NUMBER	QTY	LINE	SERIES	ENGINE	TRANS	DESCRIPTION
------	-------------	-----	------	--------	--------	-------	-------------

NOTE: Sales Code ve

EP0 = 2.5L 4 Cyl. ve

ER0 = 4.0L 6 Cyl. ve

DG0= All Automatic Transmission ve

DDQ= 5 Speed Manual Transmission ve

DDD= 5 Speed Heavy Duty Manual TransmssionEP0 = 2.5L 4 Cyl. ve

ER0 = 4.0L 6 Cyl. ve

DG0= All Automatic Transmission ve

DDQ= 5 Speed Manual Transmission ve

DDD= 5 Speed Heavy Duty Manual Transmssion ve

DBB= All Manual Transmission ve

1							CASE, Transfer Front
	4798 111	1			EP0	DDQ	52099364AB
		1			EP0, ER0	DG0	52099211AB
		1			ER0	DDD	
2							STUD
	4505 365	6			EP0	DDQ	52099364AB
		6			ER0	DDD	52111252AA
		6			EP0, ER0	DG0	52099211AB
3							BOOT, Driveshaft
	4798 123	1			EP0	DDQ	52099364AB
		1			EP0, ER0	DG0	52099211AB
	#5017 825AA	1			ER0	DDD	52111252AA
4							NUT AND CONED WASHER, Hex, .375-24
	J400 6681	6			EP0	DD0	
		6			EP0	DG0	
		6			ER0		
5							SCREW
	4886 473AA	1			EP0	DDQ	52099364AB
		1			EP0, ER0	DG0	52099211AB
		1			ER0	DDD	52111252AA
6							SWITCH, Transfer Case Mode
	J813 4473	1			EP0, ER0	DG0	52099211AB
		1			EP0	DDQ	52099364AB
		1			ER0	DDD	52111252AA
7							SEAL, Vacuum Switch
	4338 956	1			EP0	DDQ	52099364AB

JEEP WRANGLER (TJ)

SERIES

H=Sport

L=SE

P=Sahara

LINE

J = Wrangler 4WD

U = Wrangler 4WD (RHD)

BODY

77=93.4 WB

ENGINE

EPE, EP0 = 2.5L Power Tech

ERH, ER0 = 4.0L Power Tech

TRANSMISSION

DGG, DGD = 32RH 3 Spd. Auto.

DDQ = 5 Spd. Manual

DDD = 5 Speed HD Manual

DG0 = Auto Trans.

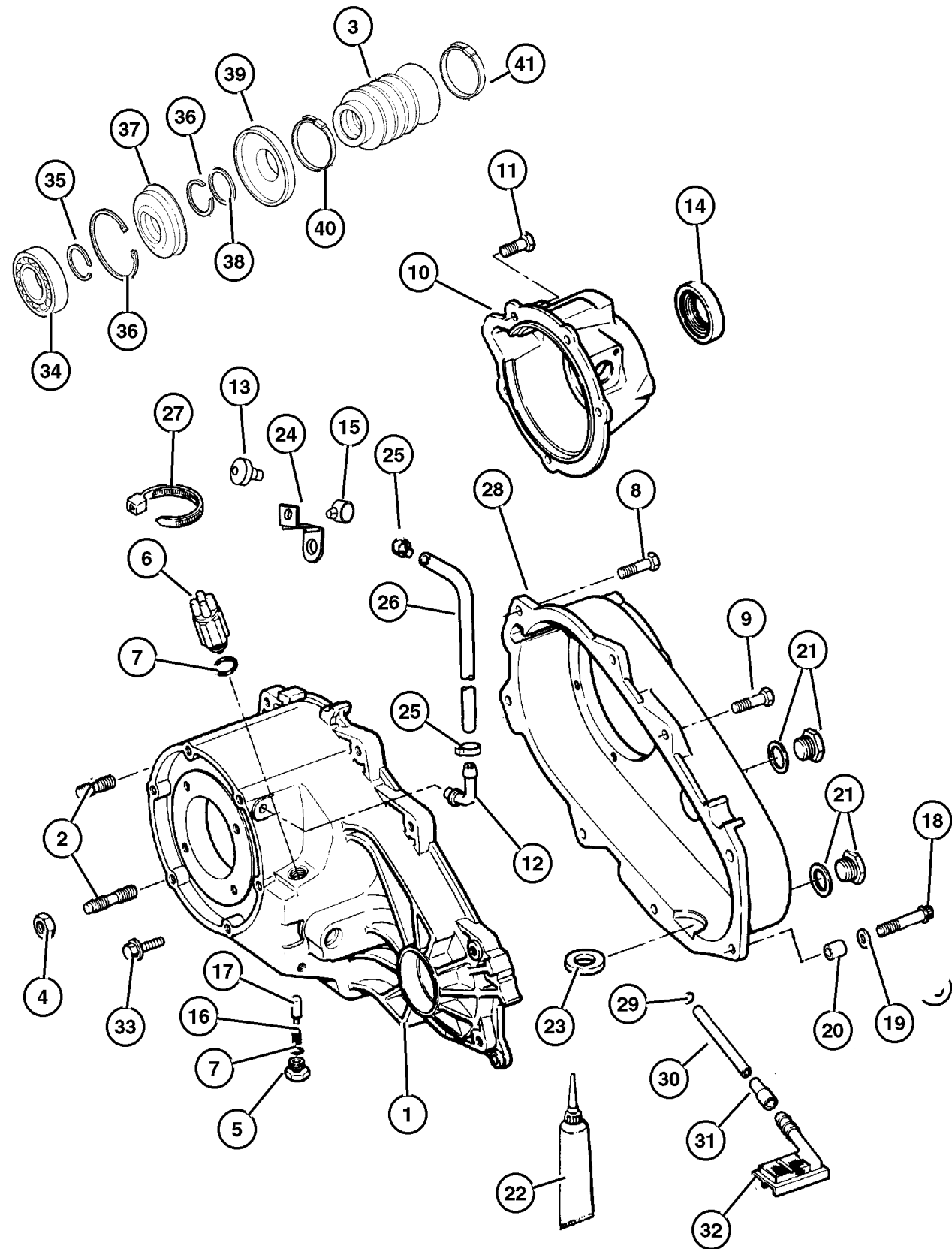
DBB = Manual Trans.

DD0 = All 5 Speed Manual

AR = Use as required - = Non illustrated part # = New this model year

February 6, 2002

Case and Related Parts Command Trac (DHN)
Figure 231-210



ITEM	PART NUMBER	QTY	LINE	SERIES	ENGINE	TRANS	DESCRIPTION
		1			ER0	DDD	52111252AA
		1			EP0, ER0	DG0	52099211AB
8	4210 617	5			EP0, ER0	DG0	BOLT, Transfer Case 52099211AB
		5			EP0	DDQ	52099364AB
		5			ER0	DDD	52111252AA
9	J813 0979	1			EP0, ER0	DG0	BOLT, Twelve Point Head, M10x1.5x48 52099211AB
		1			EP0	DDQ	52099364AB
		1			ER0	DDD	52111252AA
10	4798 115	1			EP0, ER0	DG0	RETAINER, Transfer Case Rear 52099211AB
		1			EP0	DDQ	52099364AB
	#5017 477AA	1			ER0	DDD	52111252AA
11	6500 318	9			EP0, ER0	DG0	BOLT 52099211AB
		9			EP0	DDQ	52099364AB
		9			ER0	DDD	52111252AA
12	4796 910	1			EP0, ER0	DG0	VENT, Transfer Case 52099211AB
		1			EP0	DDQ	52099364AB
		1			ER0	DDD	52111252AA
13	5300 7494	1					VENT, Transfer Case
14	4798 117	1			EP0, ER0	DG0	SEAL, Output Shaft
		1			EP0	DDQ	
		1			ER0	DDD	
15	J400 5701	1					CLIP, Wrap Around, Tube
16	4638 497	1			EP0, ER0	DG0	SPRING, Shift Detent
		1			EP0	DDQ	
		1			ER0	DDD	
17							PLUNGER

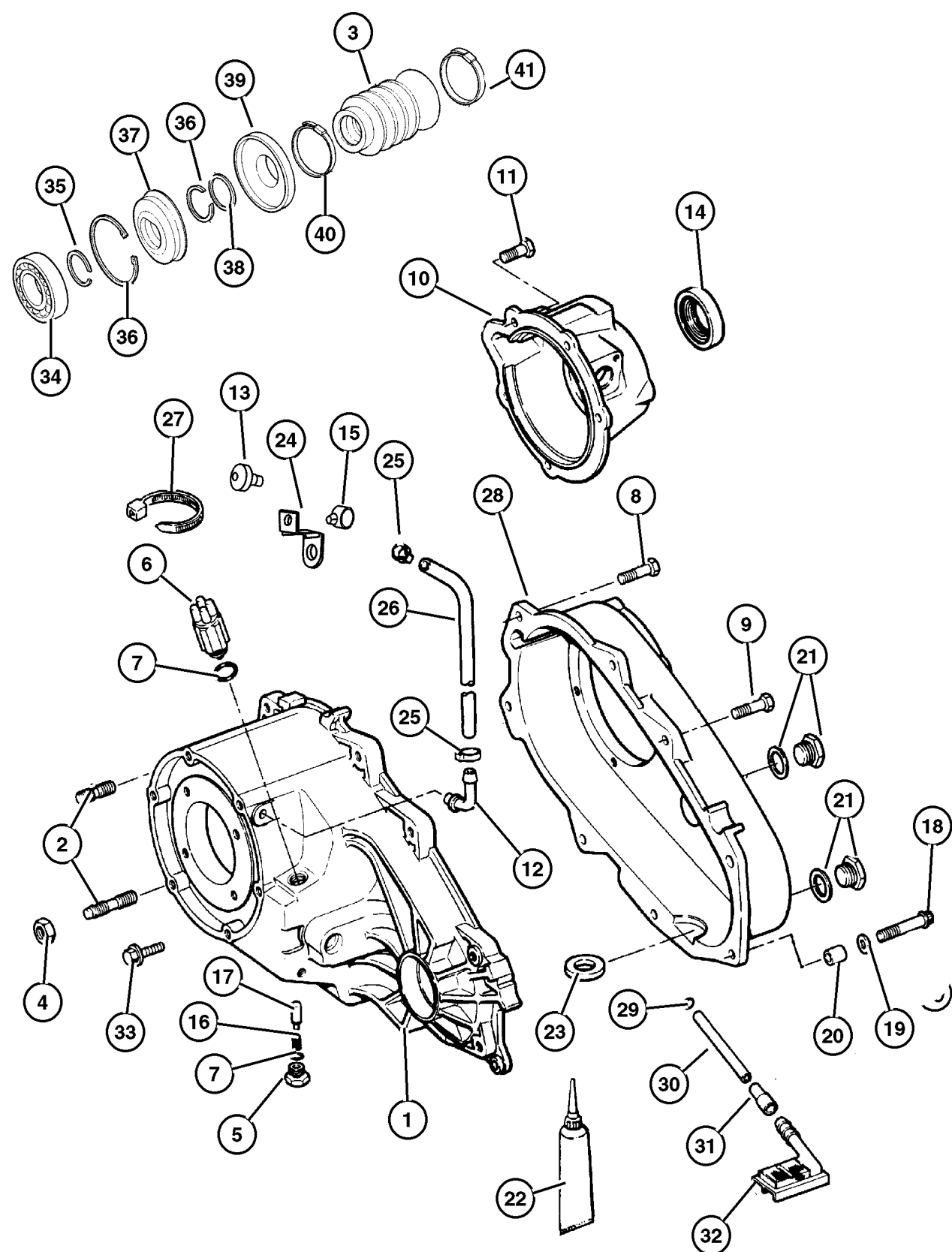
JEEP WRANGLER (TJ)

SERIES	LINE	BODY	ENGINE	TRANSMISSION
H=Sport	J = Wrangler 4WD	77=93.4 WB	EPE, EP0 = 2.5L Power Tech	DGG, DGD = 32RH 3 Spd. Auto.
L=SE	U = Wrangler 4WD (RHD)		ERH, ER0 = 4.0L Power Tech	DDQ = 5 Spd. Manual
P=Sahara				DDD = 5 Speed HD Manual
				DG0 = Auto Trans.
				DBB = Manual Trans.
				DD0 = All 5 Speed Manual

AR = Use as required - = Non illustrated part # = New this model year

February 6, 2002

Case and Related Parts Command Trac (DHN)
Figure 231-210



ITEM	PART NUMBER	QTY	LINE	SERIES	ENGINE	TRANS	DESCRIPTION
	5300 8217	1			EP0, ERO	DG0	52099211AB
		1			EP0, ERO	DDQ	52099364AB
18		1			EP0, ERO	DDD	52111252AA
							BOLT, Hex Flange Head
	4210 614	2			EP0, ERO	DG0	52099211AB
19		2			EP0, ERO	DDQ	52099364AB
							WASHER, Flat
	4210 983	2			EP0, ERO	DG0	52099211AB
		2			EP0, ERO	DDQ	52099364AB
		2			EP0, ERO	DDD	52111252AA
20							DOWEL, Transfer Case
	4116 310	2			EP0, ERO	DG0	52099211AB
		2			EP0, ERO	DDQ	52099364AB
		2			EP0, ERO	DDD	52111252AA
21							PLUG, Oil Fill
	4856 641	2			EP0, ERO	DG0	52099211AB
		2			EP0, ERO	DDQ	52099364AB
		2			EP0, ERO	DDD	52111252AA
22	5010 884AA	1			EP0	DDQ	SEALANT, RTV
23							MAGNET, Transmission
	3681 601	1			EP0, ERO	DG0	52099211AB
		1			EP0, ERO	DDQ	52099364AB
		1			EP0, ERO	DDD	52111252AA
24	5209 8522	1			EP0, ERO		BRACKET, Tube
25	6502 081	2					CLAMP, Oil Cooler Line
26	HFV0 0516	1					HOSE, Fuel And Vapor, 25 Foot Roll 5/16"
27							STRAP, Retaining
	J369 3058	1	J				
		1	U				
28							CASE, Transfer Rear
	4886 222AA	1			EP0, ERO	DG0	52099211AB
		1			EP0, ERO	DDQ	52099364AB
		1			EP0, ERO	DDD	52111252AA
29							SEAL, Oil

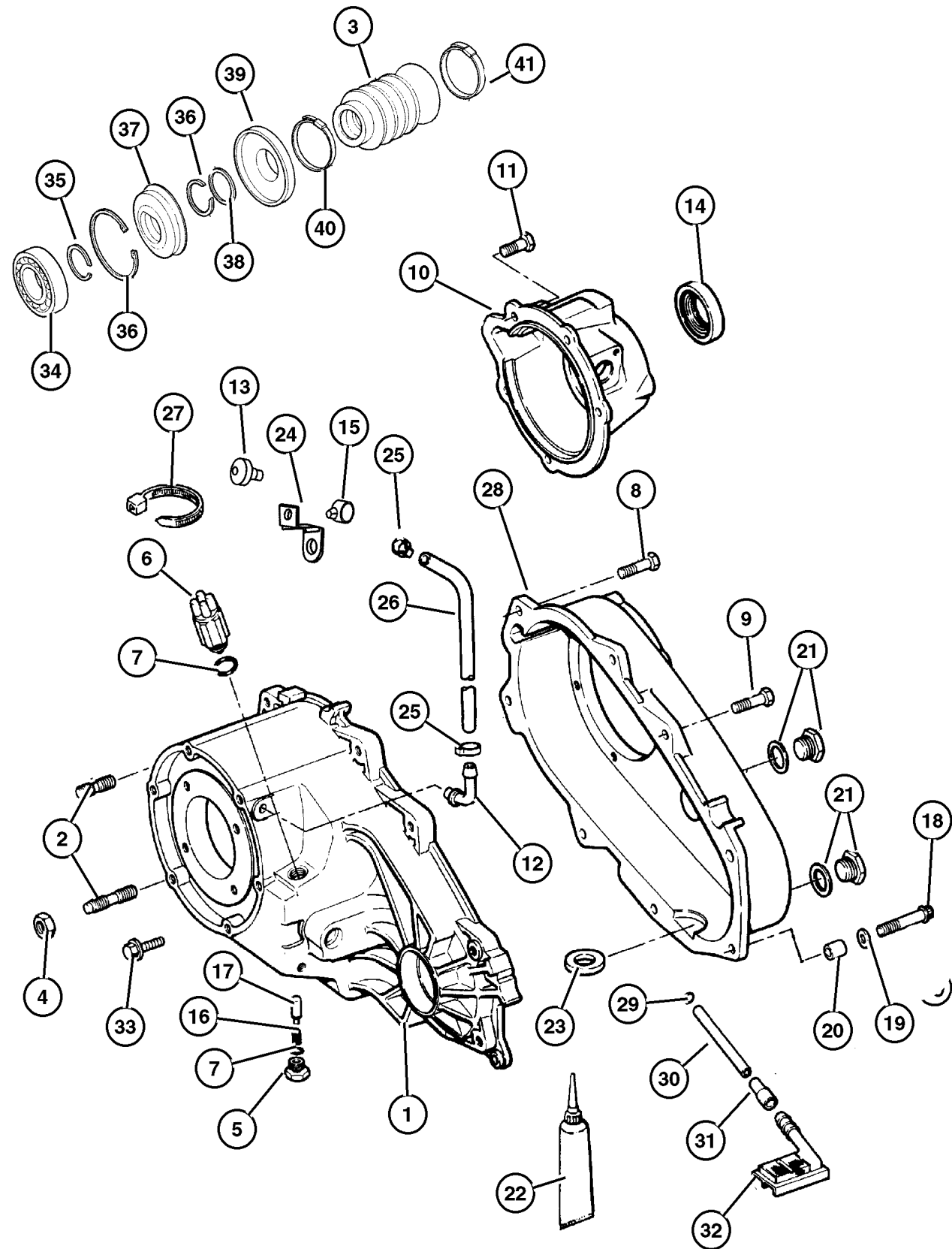
JEEP WRANGLER (TJ)

SERIES	LINE	BODY	ENGINE	TRANSMISSION
H=Sport	J = Wrangler 4WD	77=93.4 WB	EPE, EP0 = 2.5L Power Tech	DGG, DGD = 32RH 3 Spd. Auto.
L=SE	U = Wrangler 4WD (RHD)		ERH, ER0 = 4.0L Power Tech	DDQ = 5 Spd. Manual
P=Sahara				DDD = 5 Speed HD Manual
				DG0 = Auto Trans.
				DBB = Manual Trans.
				DD0 = All 5 Speed Manual

AR = Use as required - = Non illustrated part # = New this model year

February 6, 2002

Case and Related Parts Command Trac (DHN)
Figure 231-210



ITEM	PART NUMBER	QTY	LINE	SERIES	ENGINE	TRANS	DESCRIPTION
	4338 942	1			EP0, ER0	DG0	52099211AB
		1			EP0	DDQ	52099364AB
		1			ER0	DDD	52111252AA
30							TUBE, Oil Pickup
	4338 941	1			EP0, ER0	DG0	52099211AB
		1			EP0	DDQ	52099364AB
		1			ER0	DDD	52111252AA
31							CONNECTOR, Oil Tube Pickup
	4338 944	1			EP0, ER0	DG0	52099211AB
		1			EP0	DDQ	52099364AB
		1			ER0	DDD	52111252AA
32							FILTER, Transfer Case Oil
	4338 943	1			EP0, ER0	DG0	52099211AB
		1			EP0	DDQ	52099364AB
		1			ER0	DDD	52111252AA
33							CLAMP, Boot
	4798 121	1			EP0	DDQ	52099364AB
		1			ER0	DDD	52099211AB
	#5017 823AA	1			ER0	DDD	52111252AA
34							BEARING
	4338 892	1			EP0, ER0	DG0	52099211AB
		1			EP0	DDQ	52099364AB
		1			ER0	DDD	52111252AA
35							SNAP RING
	4798 116	1			EP0, ER0	DG0	52099211AB
		1			EP0	DDQ	52099364AB
		1			ER0	DDD	52111252AA
36							SNAP RING
	J813 4488	1			EP0	DDQ	52099364AB
		1			EP0, ER0	DG0	52099211AB
		1			ER0	DDD	52111252AA
37							SEAL, Output Shaft
	4798 117	1			EP0, ER0	DG0	
		1			EP0	DDQ	

JEEP WRANGLER (TJ)

SERIES
H=Sport
L=SE
P=Sahara

LINE
J = Wrangler 4WD
U = Wrangler 4WD (RHD)

BODY
77=93.4 WB

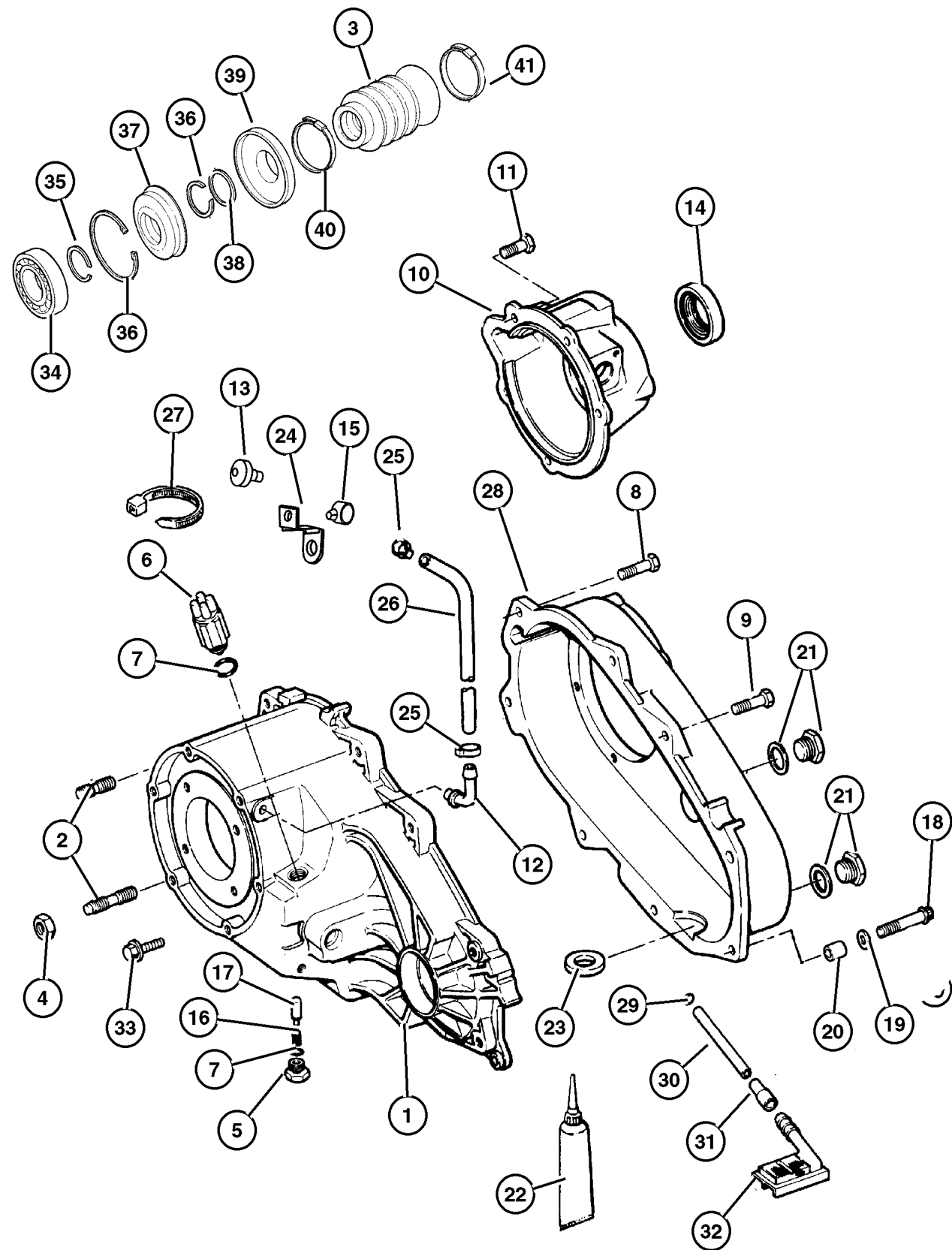
ENGINE
EPE, EP0 = 2.5L Power Tech
ERH, ER0 = 4.0L Power Tech

TRANSMISSION
DGG, DGD = 32RH 3 Spd. Auto.
DDQ = 5 Spd. Manual
DDD = 5 Speed HD Manual
DG0 = Auto Trans.
DDB = Manual Trans.
DD0 = All 5 Speed Manual

AR = Use as required - = Non illustrated part # = New this model year

February 6, 2002

Case and Related Parts Command Trac (DHN)
Figure 231-210



ITEM	PART NUMBER	QTY	LINE	SERIES	ENGINE	TRANS	DESCRIPTION
		1			ER0	DDD	
38	4798 118	1			ER0	DBB	WASHER
		1			EP0, ER0	DG0	
39	#5016 615AA	1			EP0	DDQ	Slinger Locating SLINGER, Oil
		1			EP0, ER0	DG0	
40	4798 121	1			EP0	DDQ	CLAMP, Boot
		1			EP0, ER0	DG0	52099211AB
	#5017 823AA	1			EP0	DDQ	52099364AB
41	4798 122	1			ER0	DDD	52111252AA
		1			EP0, ER0	DG0	CLAMP, Boot 52099211AB
		1			EP0	DDQ	52099364AB
		1			ER0	DDD	52111252AA
-42	#5017 819AA	1			ER0	DDD	DAMPER, Transfer Case

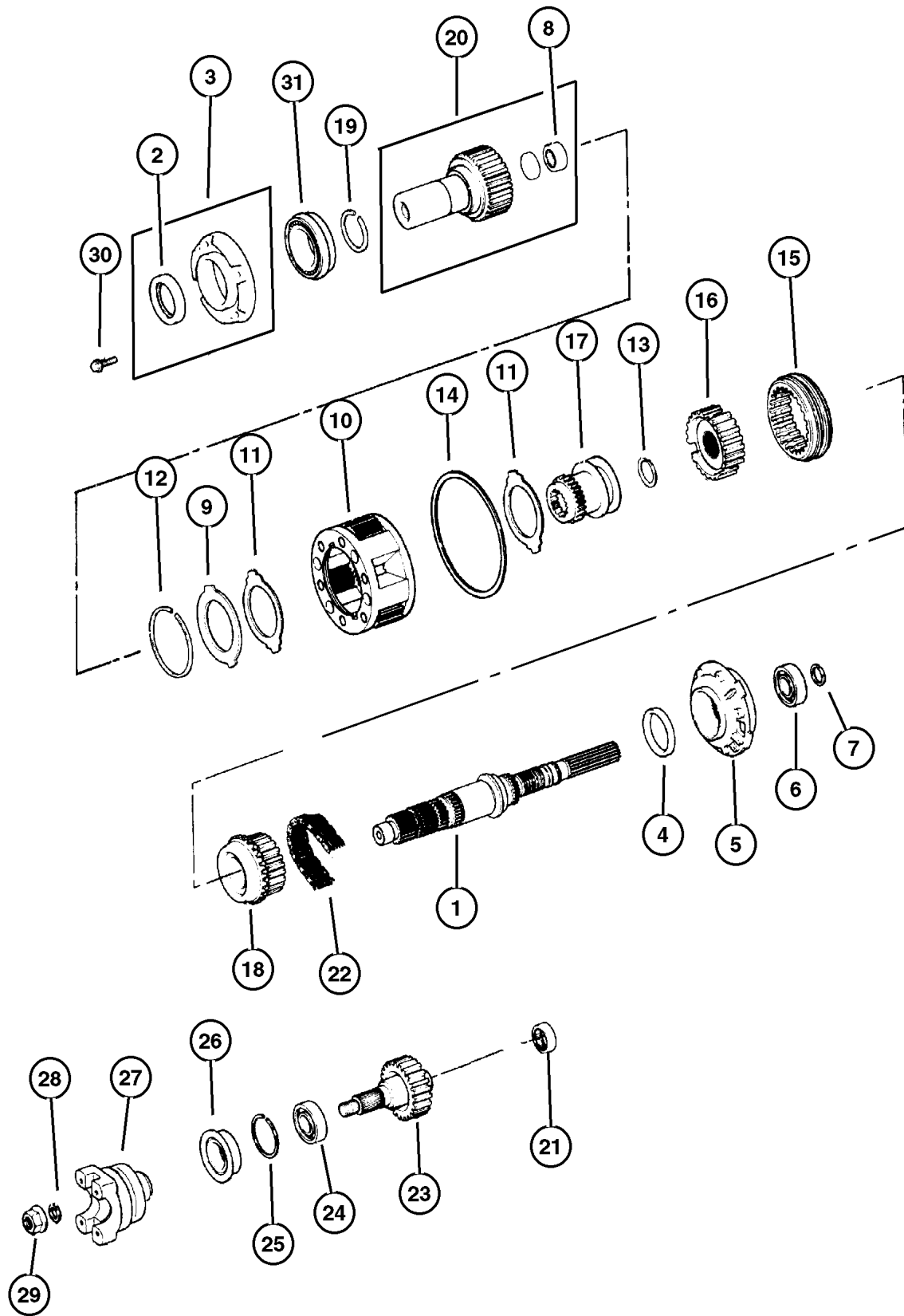
JEEP WRANGLER (TJ)

SERIES	LINE	BODY	ENGINE	TRANSMISSION
H=Sport	J = Wrangler 4WD	77=93.4 WB	EPE, EP0 = 2.5L Power Tech	DGG, DGD = 32RH 3 Spd. Auto.
L=SE	U = Wrangler 4WD (RHD)		ERH, ER0 = 4.0L Power Tech	DDQ = 5 Spd. Manual
P=Sahara				DDD = 5 Speed HD Manual
				DG0 = Auto Trans.
				DBB = Manual Trans.
				DD0 = All 5 Speed Manual

AR = Use as required - = Non illustrated part # = New this model year

February 6, 2002

**Gear Train Command Trac (DHN)
Figure 231-410**



ITEM	PART NUMBER	QTY	LINE	SERIES	ENGINE	TRANS	DESCRIPTION
------	-------------	-----	------	--------	--------	-------	-------------

NOTE: Sales Code ve
 EP0 = 2.5L 4 Cyl. ve
 ER0 = 4.0L 6 Cyl. ve
 DG0= All Automatic Transmission ve
 DDQ= 5 Speed Manual Transmission ve
 DDD= 5 Speed Heavy Duty Manual Transmssion
 EP0 = 2.5L 4 Cyl. ve
 ER0 = 4.0L 6 Cyl. ve
 DG0= All Automatic Transmission ve
 DDQ= 5 Speed Manual Transmission ve
 DDD= 5 Speed Heavy Duty Manual Transmssion ve

1	#5016 630AA	1			EP0, ER0	DG0	MAINSHAFT, Transfer Case
2	#5017 631AA	1			EP0 ER0	DDQ DDD	SEAL, Input Gear
	4167 929	1			EP0, ER0	DG0	
3	4338 973	1			EP0 ER0	DDQ DDD	RETAINER
		1			EP0 ER0	DDQ DDD	
		1			EP0 ER0	DDQ DDD	
4	4210 603	1			EP0, ER0	DG0	SEAL, Main Shaft
		1			EP0 ER0	DDQ DDD	
5	4338 936	1			EP0, ER0	DG0	PUMP, Transfer Case Oil
		1			EP0 ER0	DDQ DDD	
6	4338 892	1			EP0, ER0	DG0	BEARING
		1			EP0 ER0	DDQ DDD	
7	J813 4488	1			EP0 ER0	DDQ	SNAP RING
		1			EP0 ER0	DDQ	

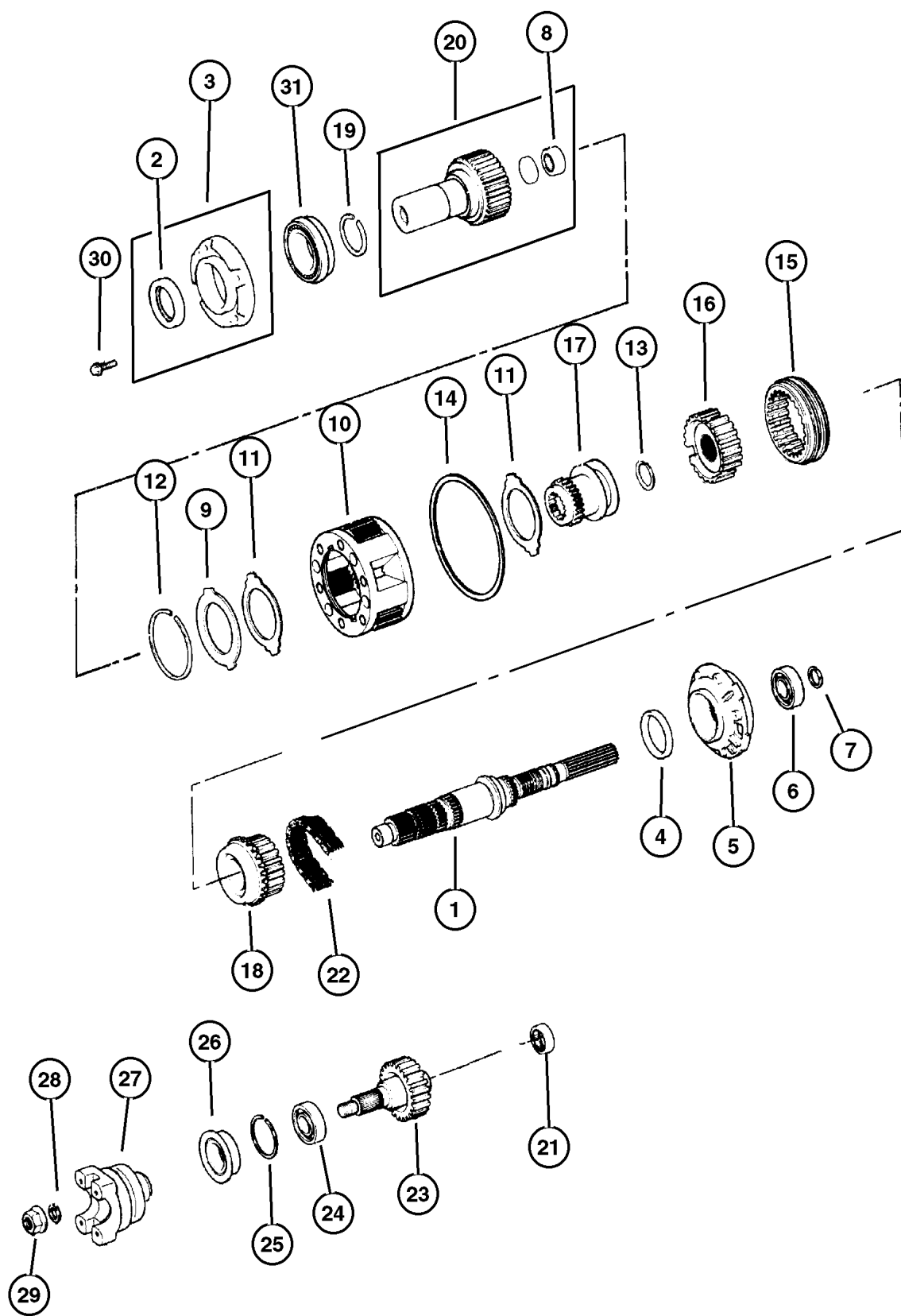
JEEP WRANGLER (TJ)

SERIES	LINE	BODY	ENGINE	TRANSMISSION
H=Sport	J = Wrangler 4WD	77=93.4 WB	EPE, EP0 = 2.5L Power Tech	DGG, DGD = 32RH 3 Spd. Auto.
L=SE	U = Wrangler 4WD (RHD)		ERH, ER0 = 4.0L Power Tech	DDQ = 5 Spd. Manual
P=Sahara				DDD = 5 Speed HD Manual
				DG0 = Auto Trans.
				DBB = Manual Trans.
				DD0 = All 5 Speed Manual

AR = Use as required - = Non illustrated part # = New this model year

February 6, 2002

**Gear Train Command Trac (DHN)
Figure 231-410**

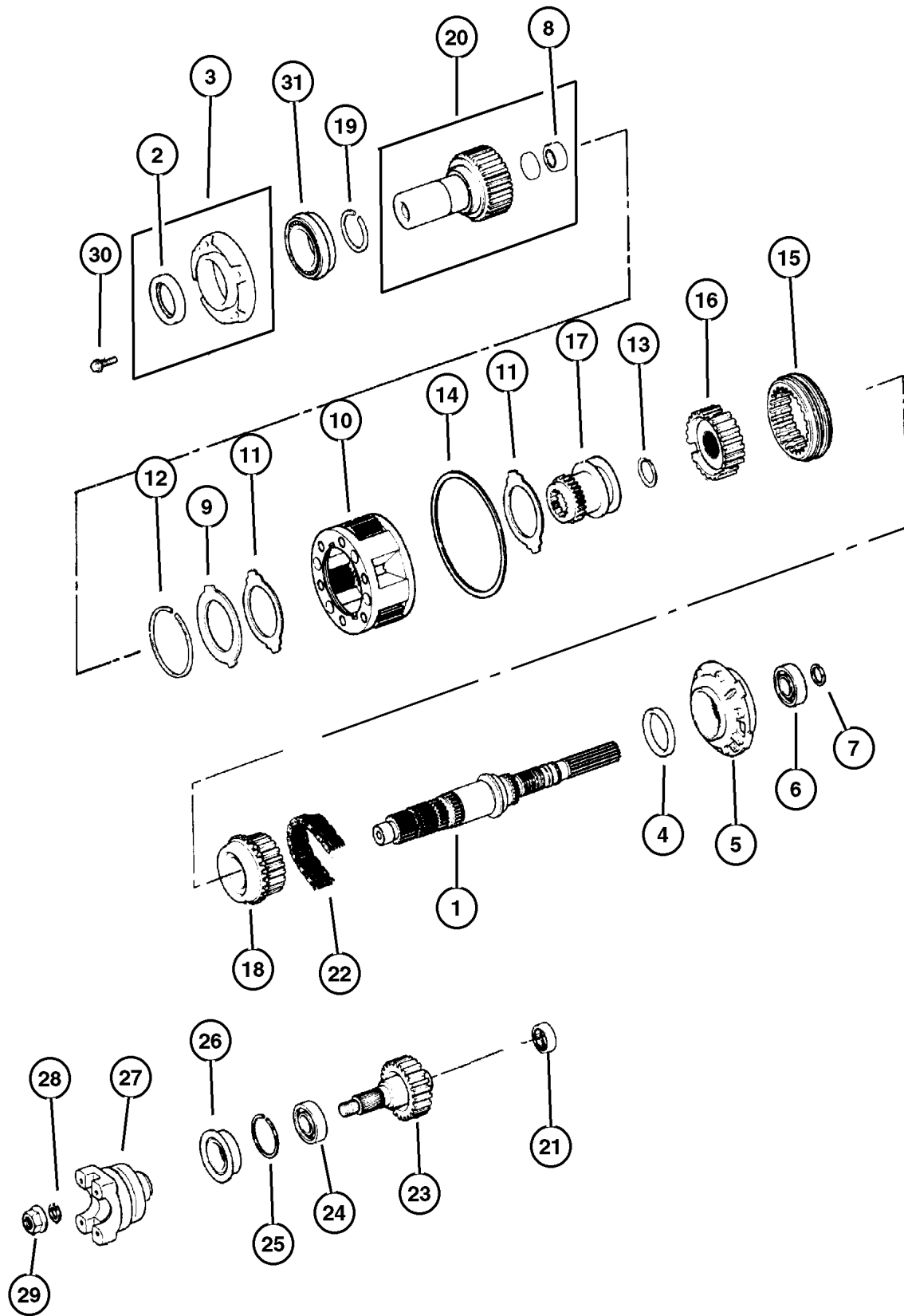


ITEM	PART NUMBER	QTY	LINE	SERIES	ENGINE	TRANS	DESCRIPTION
		1			EP0, ERO	DG0	
8	8350 3507	1			EP0, ERO	DG0	BEARING, Input Shaft
9	4338 909	1			EP0, ERO	DDQ	RING
10	4796 903	1			EP0, ERO	DG0	PLANETARY, Transfer Case
11	4338 908	2			EP0, ERO	DDQ	THRUST WASHER, Planetary Carrier
12	4338 910	1			EP0, ERO	DG0	SNAP RING
13	4338 933	1			EP0, ERO	DDQ	SNAP RING
14	4219 065	1			EP0, ERO	DG0	SNAP RING, Annulus Gear
15	4796 909	1			EP0, ERO	DG0	SLEEVE, Mode Synchronizer
		1			EP0	DDQ	

JEEP WRANGLER (TJ)
 SERIES LINE BODY ENGINE TRANSMISSION
 H=Sport J = Wrangler 4WD 77=93.4 WB EPE, EP0 = 2.5L Power Tech DGG, DGD = 32RH 3 Spd. Auto.
 L=SE U = Wrangler 4WD (RHD) ERH, ER0 = 4.0L Power Tech DDQ = 5 Spd. Manual
 P=Sahara DDQ = 5 Speed HD Manual
 DG0 = Auto Trans.
 DBB = Manual Trans.
 DD0 = All 5 Speed Manual

AR = Use as required - = Non illustrated part # = New this model year

**Gear Train Command Trac (DHN)
Figure 231-410**



ITEM	PART NUMBER	QTY	LINE	SERIES	ENGINE	TRANS	DESCRIPTION
		1			ER0	DDD	
16	4741 240	1			EP0, ER0	DG0	HUB, Synchronizer Mode
		1			EP0	DDQ	
17	4797 013	1			ER0	DDD	SLEEVE, Shift Range
		1			EP0, ER0	DG0	
18	4796 908	1			EP0, ER0	DDQ DDD	SPROCKET, Transfer Case
		1			EP0	DDQ	
		1			ER0	DDD	
19	3821 558	1			EP0, ER0	DG0	SNAP RING
		1			EP0	DDQ	
		1			ER0	DDD	
20	4796 965	1			EP0, ER0	DG0	GEAR, Input
		1			ER0	DDD	
21	4796 956	1			EP0	DDQ	BEARING, Output Shaft
	4269 189	1			EP0, ER0	DG0	
		1			EP0	DDQ	
		1			ER0	DDD	
22	4338 935	1			EP0, ER0	DG0	CHAIN, Transfer Case
		1			EP0	DDQ	
		1			ER0	DDD	
23	4338 934	1			EP0, ER0	DG0	OUTPUT SHAFT, Transfer Case
		1			EP0	DDQ	
		1			ER0	DDD	
24							BEARING

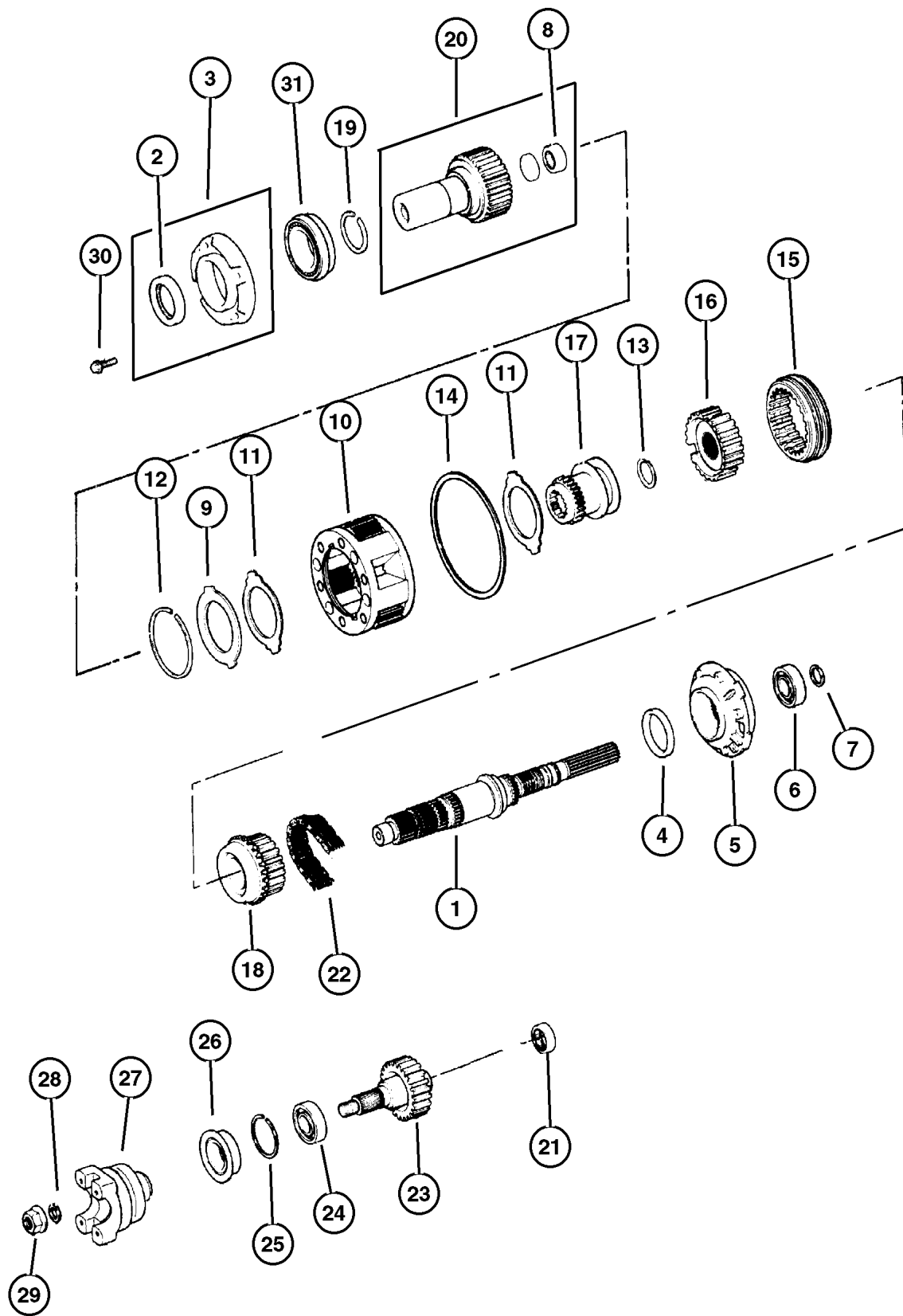
JEEP WRANGLER (TJ)

SERIES	LINE	BODY	ENGINE	TRANSMISSION
H=Sport	J = Wrangler 4WD	77=93.4 WB	EPE, EP0 = 2.5L Power Tech	DGG, DGD = 32RH 3 Spd. Auto.
L=SE	U = Wrangler 4WD (RHD)		ERH, ER0 = 4.0L Power Tech	DDQ = 5 Spd. Manual
P=Sahara				DDD = 5 Speed HD Manual
				DG0 = Auto Trans.
				DBB = Manual Trans.
				DD0 = All 5 Speed Manual

AR = Use as required - = Non illustrated part # = New this model year

February 6, 2002

**Gear Train Command Trac (DHN)
Figure 231-410**



ITEM	PART NUMBER	QTY	LINE	SERIES	ENGINE	TRANS	DESCRIPTION
	4338 892	1			EP0, ER0	DG0	
		1			EP0	DDQ	Front
25		1			ER0	DDD	SNAP RING, Bearing
	4338 894	1			EP0, ER0	DG0	
		1			EP0	DDQ	
		1			ER0	DDD	
26							SEAL
	4798 112	1			EP0, ER0	DG0	
		1			EP0	DDQ	
		1			ER0	DDD	
27							YOKE, Transfer Case Output
	4798 120	1			EP0, ER0	DG0	
		1			EP0	DDQ	
		1			ER0	DDD	
28							WASHER, Flat
	4446 487	1			EP0, ER0	DG0	
		1			EP0	DDQ	
		1			ER0	DDD	
29							NUT, Hex Flange
	4446 488	1			EP0, ER0	DG0	
		1			EP0	DDQ	
		1			ER0	DDD	
30							BOLT
	6500 318	9			EP0, ER0	DG0	
		9			EP0	DDQ	
		9			ER0	DDD	
31							BEARING, Input Gear
	4746 155	1			EP0, ER0	DG0	
		1			EP0	DDQ	
		1			ER0	DDD	
-32	#5017 819AA	1			ER0	DDD	DAMPER, Transfer Case

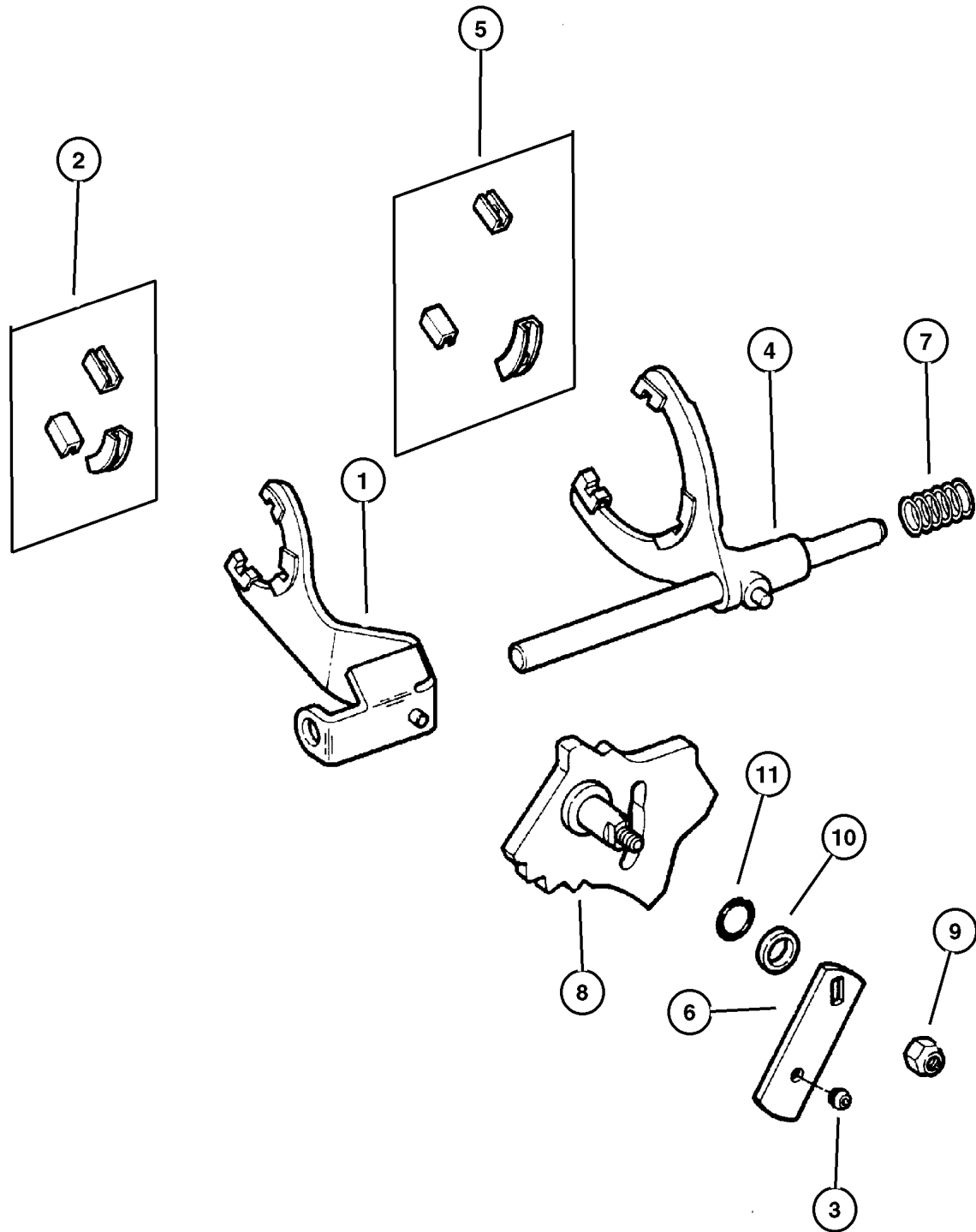
JEEP WRANGLER (TJ)

SERIES	LINE	BODY	ENGINE	TRANSMISSION
H=Sport	J = Wrangler 4WD	77=93.4 WB	EPE, EP0 = 2.5L Power Tech	DGG, DGD = 32RH 3 Spd. Auto.
L=SE	U = Wrangler 4WD (RHD)		ERH, ER0 = 4.0L Power Tech	DDQ = 5 Spd. Manual
P=Sahara				DDD = 5 Speed HD Manual
				DG0 = Auto Trans.
				DBB = Manual Trans.
				DD0 = All 5 Speed Manual

AR = Use as required - = Non illustrated part # = New this model year

February 6, 2002

Forks and Rails Command Trac (DHN)
Figure 231-910



ITEM	PART NUMBER	QTY	LINE	SERIES	ENGINE	TRANS	DESCRIPTION
NOTE: Sales Code ve							
EP0 = 2.5L 4 Cyl. ve							
ER0 = 4.0L 6 Cyl. ve							
DG0= All Automatic Transmission ve							
DDQ= 5 Speed Manual Transmission ve							
DDD= 5 Speed Heavy Duty Manual TransmssionEP0 = 2.5L 4 Cyl. ve							
ER0 = 4.0L 6 Cyl. ve							
DG0= All Automatic Transmission ve							
DDQ= 5 Speed Manual Transmission ve							
DDD= 5 Speed Heavy Duty Manual Transmssion ve							
DBB= All Manual Transmission ve							
1							FORK, Range
	4798 136	1			EP0	DDQ	
		1			EP0,	DG0	
		1			ER0	DDD	
2							PAD, Shift Fork
	4167 969	2			EP0,	DG0	
		2			ER0	DDQ	
		2			ER0	DDD	
3							BUSHING, Shift Lever
	5300 4810	1			EP0,	DG0	
		1			ER0	DDQ	
		1			ER0	DDD	
4							FORK, Transfer Case Mode Shift
	4741 237	1			EP0,	DG0	
		1			EP0	DDQ	
		1			ER0	DDD	
5							PAD, Shift Fork
	4219 073	1			EP0,	DG0	
		1			ER0	DDQ	
		1			ER0	DDD	
6							LEVER, Selector
	4897 185AA	1			ER0	DDD	
		1			EP0	DDQ	
		1			EP0,	DG0	
					ER0		
7							SPRING, Mode Shift Rail

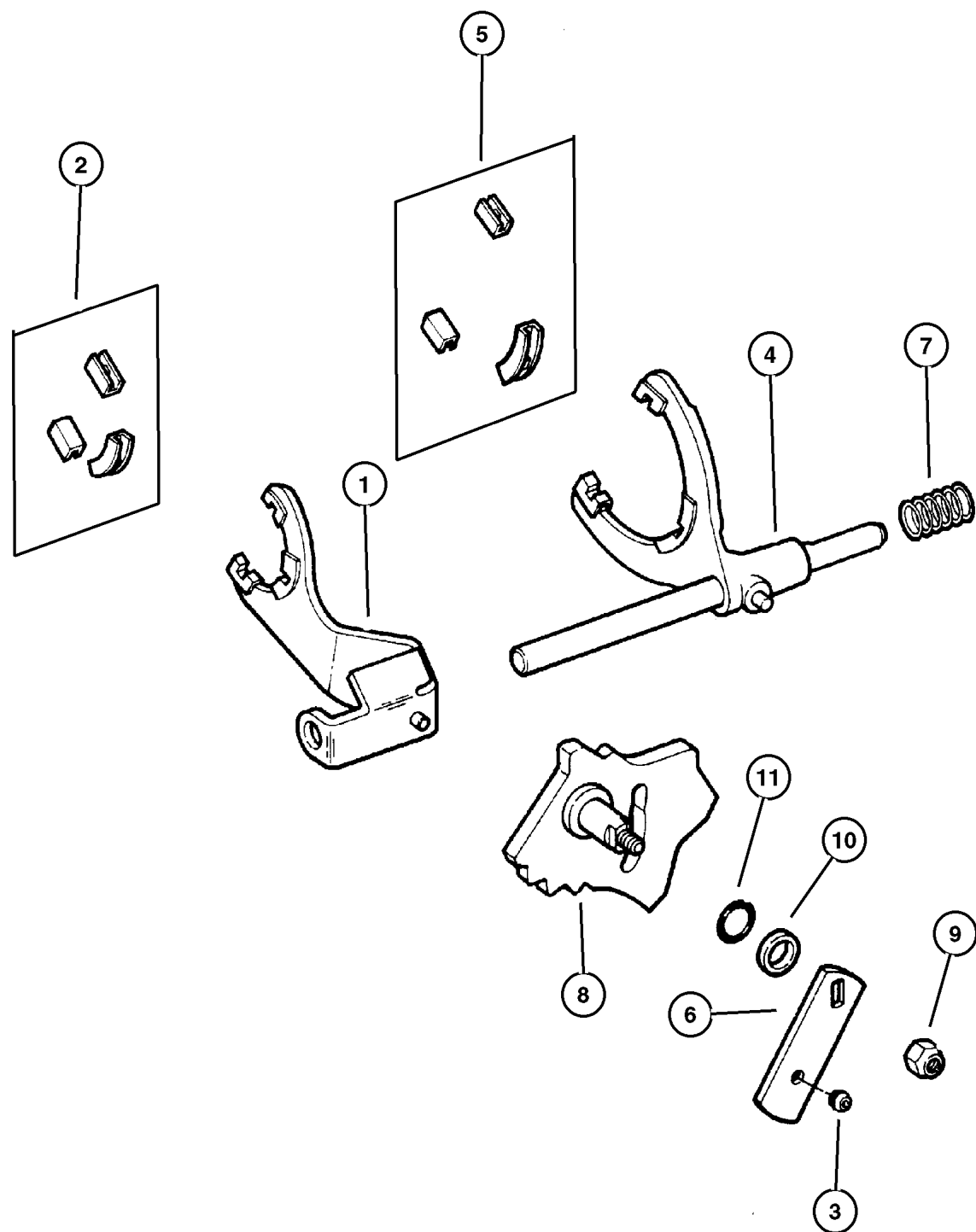
JEEP WRANGLER (TJ)

SERIES	LINE	BODY	ENGINE	TRANSMISSION
H=Sport	J = Wrangler 4WD	77=93.4 WB	EPE, EP0 = 2.5L Power Tech	DGG, DGD = 32RH 3 Spd. Auto.
L=SE	U = Wrangler 4WD (RHD)		ERH, ER0 = 4.0L Power Tech	DDQ = 5 Spd. Manual
P=Sahara				DDD = 5 Speed HD Manual
				DG0 = Auto Trans.
				DBB = Manual Trans.
				DD0 = All 5 Speed Manual

AR = Use as required - = Non illustrated part # = New this model year

February 6, 2002

Forks and Rails Command Trac (DHN)
Figure 231-910



ITEM	PART NUMBER	QTY	LINE	SERIES	ENGINE	TRANS	DESCRIPTION
	4338 925	1			EP0, ER0	DG0	
		1			EP0	DDQ	
		1			ER0	DDD	
8							SECTOR, Transfer Case
	4638 845	1			EP0, ER0	DG0	
		1			EP0	DDQ	
		1			ER0	DDD	
9							NUT, Hex Flange Lock
	0152 345	1			EP0, ER0	DG0	
		1			EP0	DDQ	
		1			ER0	DDD	
10							RETAINER, Rear Clutch
	4167 964	1			EP0, ER0	DG0	
		1			EP0	DDQ	
		1			ER0	DDD	
11							SEAL, O-Ring
	4167 963	1			EP0, ER0	DG0	
		1			EP0	DDQ	
		1			ER0	DDD	

JEEP WRANGLER (TJ)

SERIES
H=Sport
L=SE
P=Sahara

LINE
J = Wrangler 4WD
U = Wrangler 4WD (RHD)

BODY
77=93.4 WB

ENGINE
EPE, EP0 = 2.5L Power Tech
ERH, ER0 = 4.0L Power Tech

TRANSMISSION
DGG, DGD = 32RH 3 Spd. Auto.
DDQ = 5 Spd. Manual
DDD = 5 Speed HD Manual
DG0 = Auto Trans.
DBB = Manual Trans.
DD0 = All 5 Speed Manual

**Gearshift Controls Command Trac (DHN)
Figure 231-1210**

ITEM	PART NUMBER	QTY	LINE	SERIES	ENGINE	TRANS	DESCRIPTION
------	-------------	-----	------	--------	--------	-------	-------------

NOTE: Sales Code ve
 EP0 = 2.5L 4 Cyl. ve
 ER0 = 4.0L 6 Cyl. ve
 DG0= All Automatic Transmission ve
 DDQ= 5 Speed Manual Transmission ve

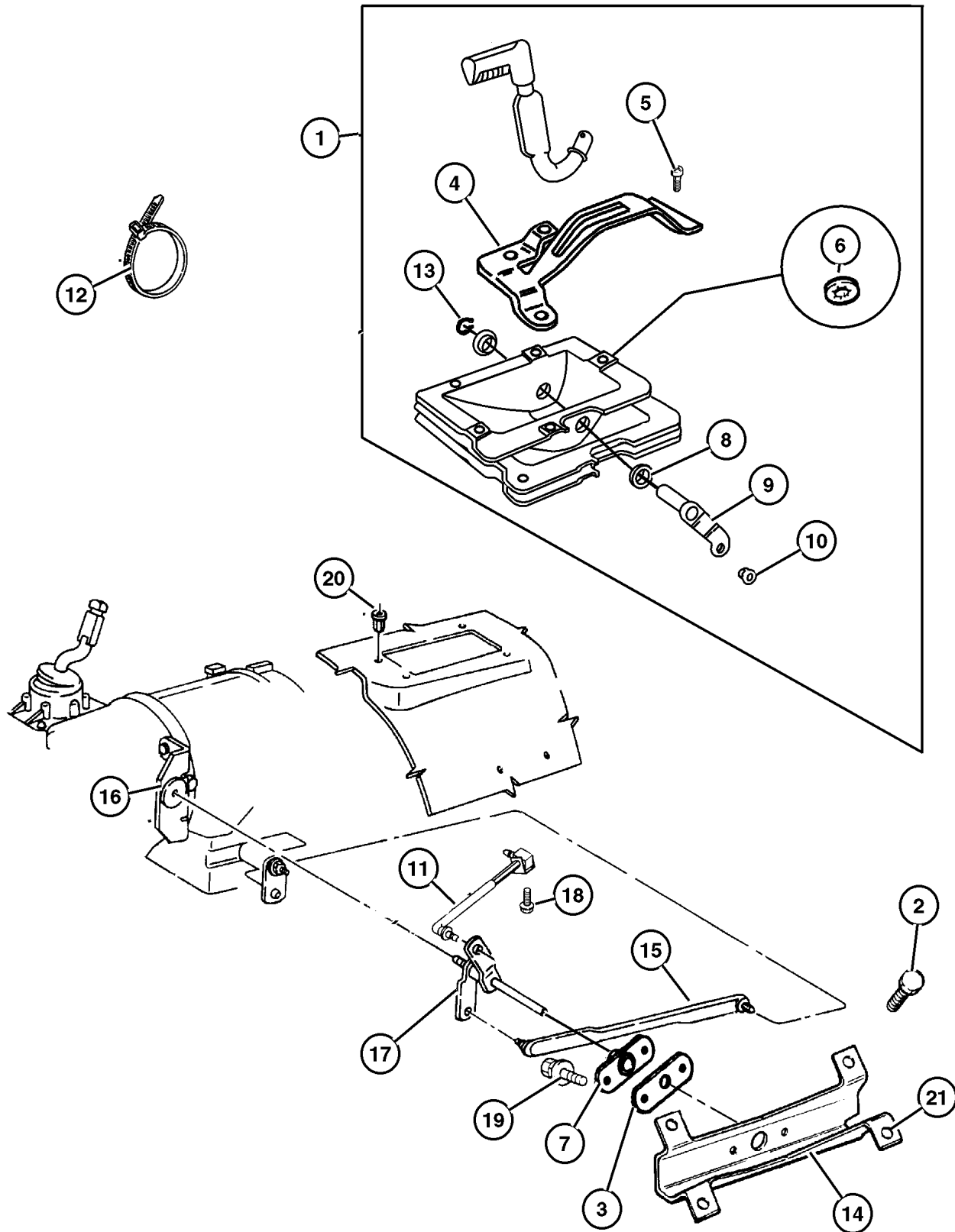
DDD= 5 Speed Heavy Duty Manual Transmssion
 EP0 = 2.5L 4 Cyl. ve
 ER0 = 4.0L 6 Cyl. ve
 DG0= All Automatic Transmission ve
 DDQ= 5 Speed Manual Transmission ve
 DDD= 5 Speed Heavy Duty Manual Transmssion ve
 DBB= All Manual Transmission ve

1							SHIFTER, Transfer Case
	52104 080AC	1	J				
	52104 081AC	1	U				
2	6503 811	4					BOLT, Hex Head, M6x1.00x20.00
3	5300 5154	1					GASKET, Gearshift Control Rod
4							GATE, Transfer Case Shifter (NOT REQUIRED) (NOT SERVICED)
5							SCREW, Hex Head, M5x0.8x16.00 (NOT REQUIRED) (NOT SERVICED)
6	6100 839	2					NUT, Push, M5
7	5207 8134	1					BEARING, Transfer Case Shift
8							BUSHING, Shift Control
	5300 0639	2	J				
		2	U				RHD
9							LEVER, Transfer Case Shifter
	53005 150AB	1	J				
		1	U				RHD
10							GROMMET, Control Rod Front
	3575 333	1	J				
		1	U				
11	5210 4073	1					ROD, Gear Shift Control, Transfer Case
12							STRAP, Retaining
	J369 3058	1	J				
		1	U				RHD
13							SNAP RING
	1150 5389	1	J				
		1	U				
14	52104 017AB	1					BRACKET, Torque Shaft
15							ROD, Gear Shift Control, Transfer Case

JEEP WRANGLER (TJ)		BODY	ENGINE	TRANSMISSION
SERIES	LINE	77=93.4 WB	EPE, EP0 = 2.5L Power Tech ERH, ER0 = 4.0L Power Tech	DGG, DGD = 32RH 3 Spd. Auto. DDQ = 5 Spd. Manual DDD = 5 Speed HD Manual DG0 = Auto Trans. DBB = Manual Trans. DD0 = All 5 Speed Manual
H=Sport	J = Wrangler 4WD			
L=SE	U = Wrangler 4WD (RHD)			
P=Sahara				

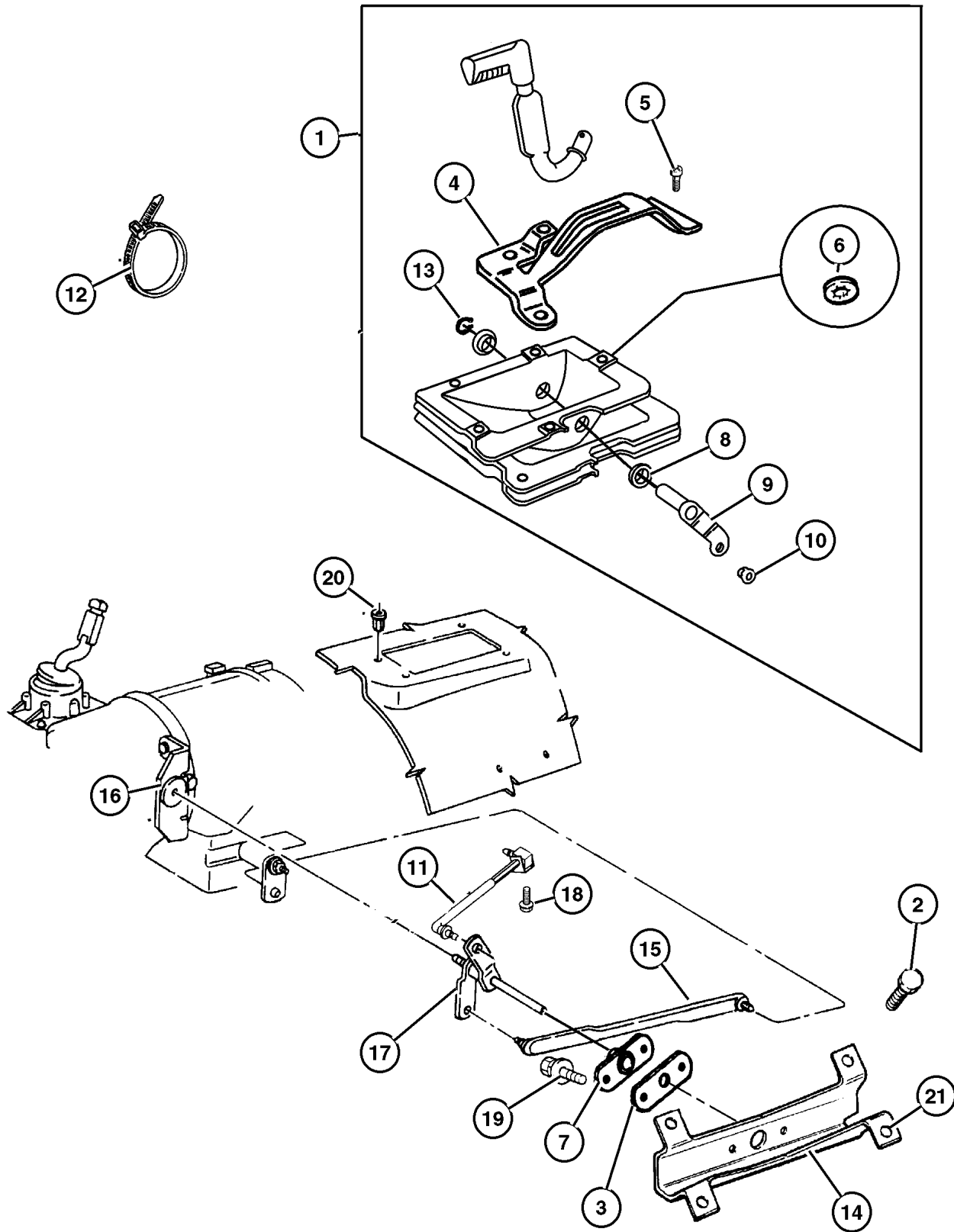
AR = Use as required - = Non illustrated part # = New this model year

February 6, 2002



**Gearshift Controls Command Trac (DHN)
Figure 231-1210**

ITEM	PART NUMBER	QTY	LINE	SERIES	ENGINE	TRANS	DESCRIPTION
	5207 8603	1			ER0	DG0	
		1			EPO		
16	5207 8910	1			ER0	DBB	BRACKET, Torque Shaft
	5207 8706	1			ER0	DG0	
		1			EPO		
17	5207 8872	1					ROD, Gear Shift Control, Transfer Case
18	J941 9683	1			EPO		BOLT, Hex Flange Head, .312-18x.625
19	3420 1381	2					SCREW, Hex Flange Head Tapping, M6x1.00x20.00
20	6504 601	5					NUT, Rivet Round, M5x0.80x11.09
21	5210 4014	4					GROMMET



JEEP WRANGLER (TJ)
 SERIES LINE BODY ENGINE TRANSMISSION
 H=Sport J = Wrangler 4WD 77=93.4 WB EPE, EP0 = 2.5L Power Tech DGG, DGD = 32RH 3 Spd. Auto.
 L=SE U = Wrangler 4WD (RHD) ERH, ER0 = 4.0L Power Tech DDQ = 5 Spd. Manual
 P=Sahara DDD = 5 Speed HD Manual
 DG0 = Auto Trans.
 DBB = Manual Trans.
 DDO = All 5 Speed Manual

AR = Use as required - = Non illustrated part # = New this model year

February 6, 2002

Group – 21P

Speedometer Pinions

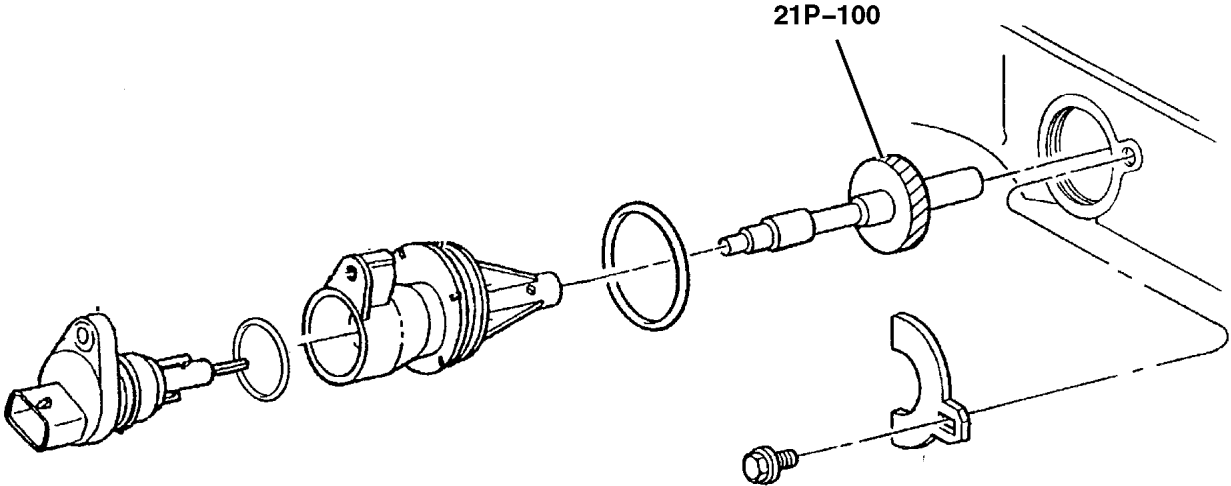
GROUP 21P - Speedometer Pinions


Illustration Title

Group-Fig. No.

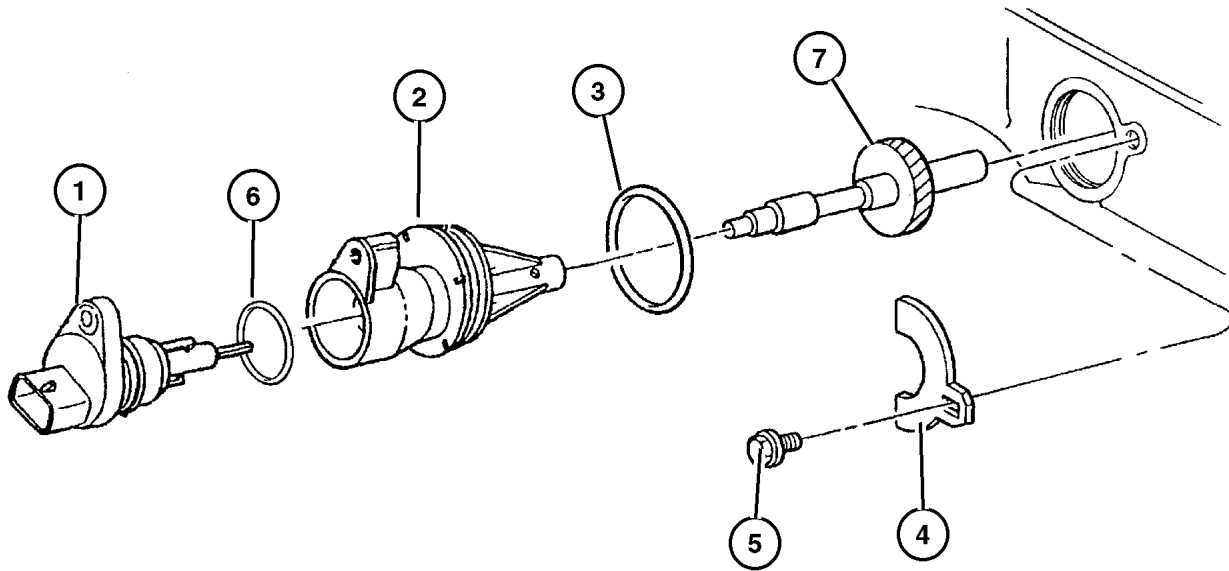
Speedometer Pinions

Speedometer Pinion And Housing Fig. 21P-110



<p>21P-100 Speedometer Pinions</p> 			
---	--	--	--

Speedometer Pinion And Housing Figure 21P-110



ITEM	PART NUMBER	QTY	LINE	SERIES	ENGINE	TRANS	DESCRIPTION
1	5602 7905	1					SENSOR, Vehicle Speed
2	5206 9315	1					HOUSING, Speedometer Drive Gear
3	6035 709	1					O RING, Trans Speedo Adapter
4	2892 399	1					CLAMP, Speedometer
5	0180 077	1					BOLT, Hex Head, 5/16x18x3/4
6	5602 8182	1					O RING
7							PINION, Speedometer Drive
	5206 7628	1					3.07 AXLE RATIO, 28 Teeth. 30x9.5R15 Wrangler OWL
	5206 7629	1					3.07 AXLE RATIO, 29Teeyh. All 225/245 Tires.
	5206 7631	1					3.07 AXLE RATIO, 31 Teeth, All 205 Tires.
	5206 7634	1					3.73 AXLE RATIO, 34 Teeth, 30x9.5R15 Wrangler OWL Goodyear Tires.
	5206 7636	1					3.73 AXLE RATIO, 36 Teeth, P225/70R16 BSW VSB All(.P225/75R15 OWL Wrangler.P215/75R1 Wrangler.P215/75R15 OWL All TER. Goodyear .)
	5206 7637	1					3.73 AXLE RATIO, 37 Teeth, P205/75R15 Wrangler RT, Goodyear Tires
	5206 7639	1					4.11 AXLE RATIO, 39 Teeth,All 225/245 Tires
	5206 7640	1					4.11 AXLE RATIO, 40 Teeth, All 215 Tires.
	5206 7641	1					P2225/70R16 BSW VSB All. 4.11 AXLE RATIO, 41 Teeth, All 205 Tires.

JEEP WRANGLER (TJ)

SERIES	LINE	BODY	ENGINE	TRANSMISSION
H=Sport	J = Wrangler 4WD	77=93.4 WB	EPE, EP0 = 2.5L Power Tech	DGG, DGD = 32RH 3 Spd. Auto.
L=SE	U = Wrangler 4WD (RHD)		ERH, ER0 = 4.0L Power Tech	DDQ = 5 Spd. Manual
P=Sahara				DDD = 5 Speed HD Manual
				DG0 = Auto Trans.
				DBB = Manual Trans.
				DD0 = All 5 Speed Manual

AR = Use as required - = Non illustrated part # = New this model year

February 6, 2002

Group – 022

Wheels, Covers and Jacks

GROUP 22 - Wheels, Covers and Jacks

Illustration Title

Group-Fig. No.

Wheels and Hardware

Wheels Fig. 022-110

Wheel Covers and Center Caps


Caps And Covers Fig. 022-210

Jack Stowage

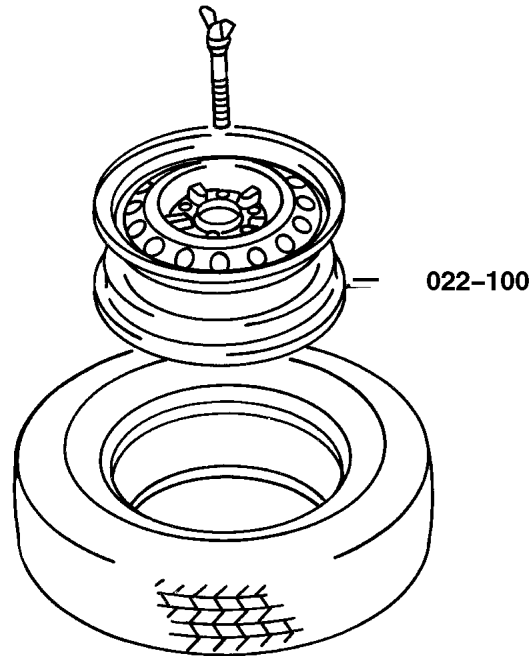
Jack And Storage Fig. 022-310

Spare Tire Stowage

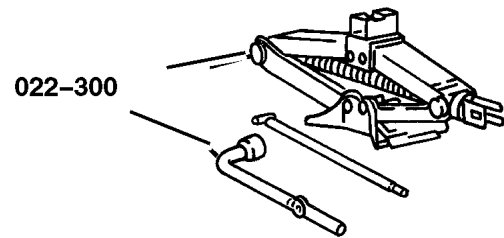
Wheel, Spare Tailgate Mounted Fig. 022-410




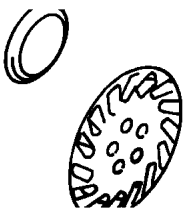
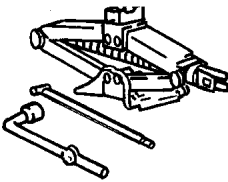

022-200




022-100



022-300

<p>022-100 Wheels and Hardware</p> 	<p>022-200 Wheel Covers and Center Caps</p> 	<p>022-300 Jack Stowage</p> 	<p>022-400 Spare Tire Stowage</p> 
---	--	---	--

Wheels Figure 022-110



ITEM	PART NUMBER	QTY	LINE	SERIES	BODY	DESCRIPTION
------	-------------	-----	------	--------	------	-------------

Note: Sales Code WJK = 15x6.0 Steel Wheels ve
 Note: Sales Code WJ5 = 15x7.0 Steel Wheels ve
 Note: Sales Code WJ1 = 15x7.0 Aluminum Wheels ve
 Note: Sales Code WJX = 15x8.0 Aluminum Wheels ve
 Note: Sales Code WDU = 16x7.0 Aluminum Wheels ve

1	5208 8140	1				WHEEL, Steel, 15x6 JJ Steel (WJK)
2	5FV63 S4AAB	4				WHEEL, Steel, 15x6 JJ Steel ((WJ5)
3	5DR1 9TAE	4				WHEEL, Aluminum, 15x7 Aluminum (WJ1)
4	5GC81 TAEAA	4				WHEEL, Aluminum, 15x8 Aluminum (WJX)
5	5FG56 PAKAB	4				WHEEL, Aluminum, 16x7 Aluminum (WDU)
6	#5GK75 PAKAA	4				WHEEL, Aluminum, [WDF]
7	J400 6956	22				NUT, Wheel, .50x20, Capped Wheel

JEEP WRANGLER (TJ)

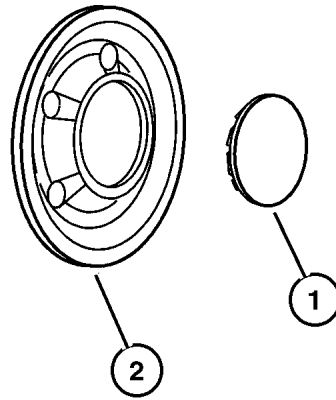
SERIES	LINE	BODY	ENGINE	TRANSMISSION
H=Sport	J = Wrangler 4WD	77=93.4 WB	EPE, EP0 = 2.5L Power Tech	DGG, DGD = 32RH 3 Spd. Auto.
L=SE	U = Wrangler 4WD (RHD)		ERH, ER0 = 4.0L Power Tech	DDQ = 5 Spd. Manual
P=Sahara				DDD = 5 Speed HD Manual
				DG0 = Auto Trans.
				DBB = Manual Trans.
				DD0 = All 5 Speed Manual

AR = Use as required - = Non illustrated part # = New this model year

February 6, 2002

Caps And Covers
Figure 022-210

ITEM	PART NUMBER	QTY	LINE	SERIES	BODY	DESCRIPTION
Note: Sales Code WJ9 = 15x8.0 Aluminum Wheels ve						
Note: Sales Code WJ5 = 15x7.0 Steel Wheels ve						
Note: Sales Code WJ1 = 15x7.0 Aluminum Wheels ve						
Note: Sales Code WJ9 = 15x8.0 Aluminum Wheels ve						
1	5DY0 7TAE	4				CAP, Wheel Center, [WJ1]
2						CAP, Wheel Center
	5208 9008	4				[WJK]
	5CF3 4L4A	4				[WJ5]
	5DY0 7TAE	1				[WDU,WDF]
-3	5CF9 7L3X	4				CAP, Wheel Center, Brushed Aluminum "Jeep" Name, [WJX]

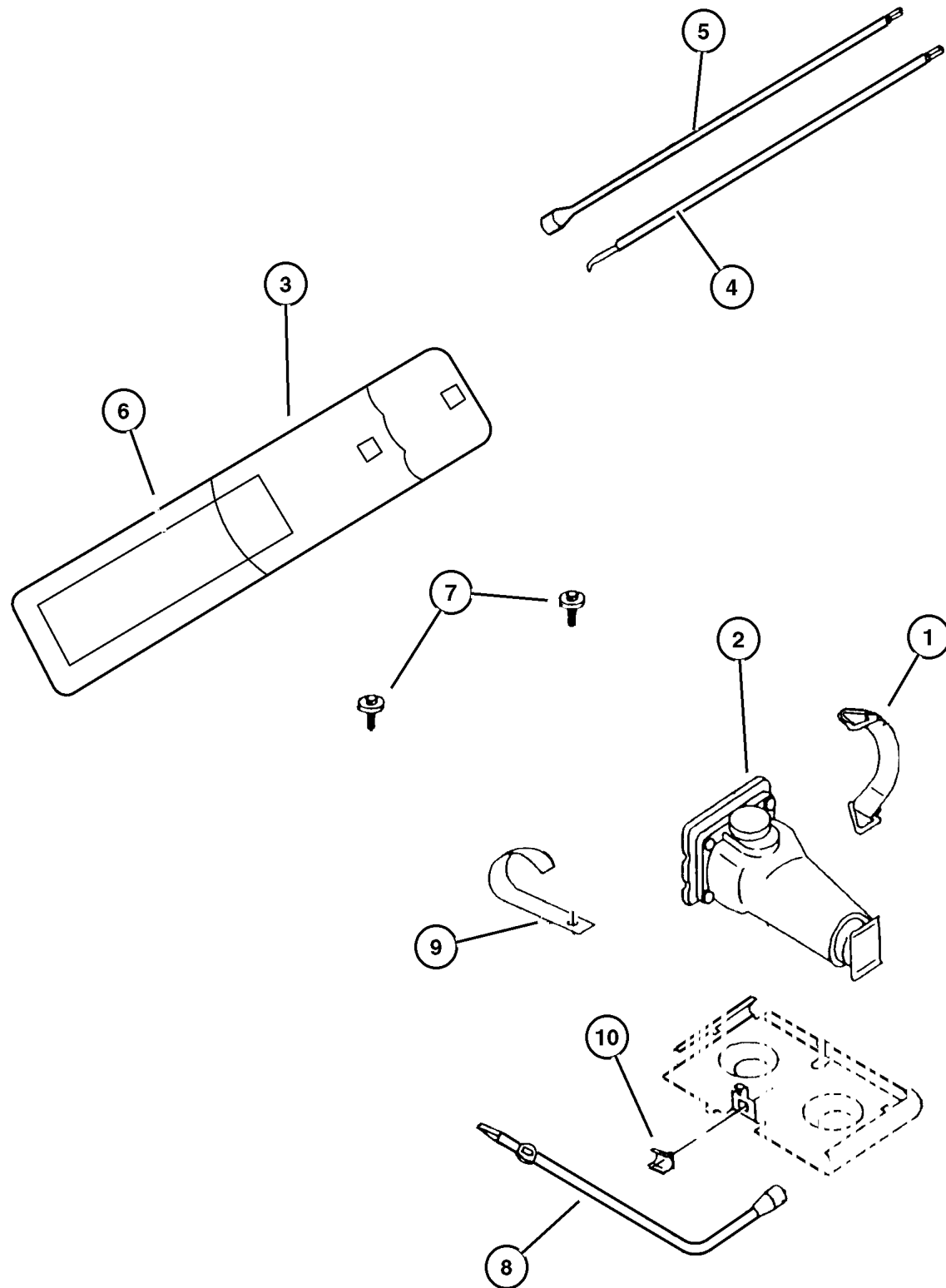


JEEP WRANGLER (TJ)				
SERIES	LINE	BODY	ENGINE	TRANSMISSION
H=Sport	J = Wrangler 4WD	77=93.4 WB	EPE, EP0 = 2.5L Power Tech	DGG, DGD = 32RH 3 Spd. Auto.
L=SE	U = Wrangler 4WD (RHD)		ERH, ER0 = 4.0L Power Tech	DDQ = 5 Spd. Manual
P=Sahara				DDD = 5 Speed HD Manual
				DG0 = Auto Trans.
				DBB = Manual Trans.
				DDO = All 5 Speed Manual

AR = Use as required - = Non illustrated part # = New this model year

February 6, 2002

Jack And Storage
Figure 022-310



ITEM	PART NUMBER	QTY	LINE	SERIES	BODY	DESCRIPTION
1	5203 8254	1				STRAP, Jack Storage
2	52058 912AB	1				JACK
3	52059 162AB	1				BAG, Jack Tool Storage
4	52058 905AB	1				EXTENSION, Jack Handle
5	52088 133AB	1				HANDLE, Jack
6						LABEL, Serviced in #3, (NOT SERVICED)
7	6504 616	2				SCREW, M4.2x1.41
8	5205 8907	1				WRENCH, Wheel Lug Nut
9	5205 9047	2				STRAP, Jack Tool Storage
10	6504 697	1				CLIP, Lug Wrench

JEEP WRANGLER (TJ)

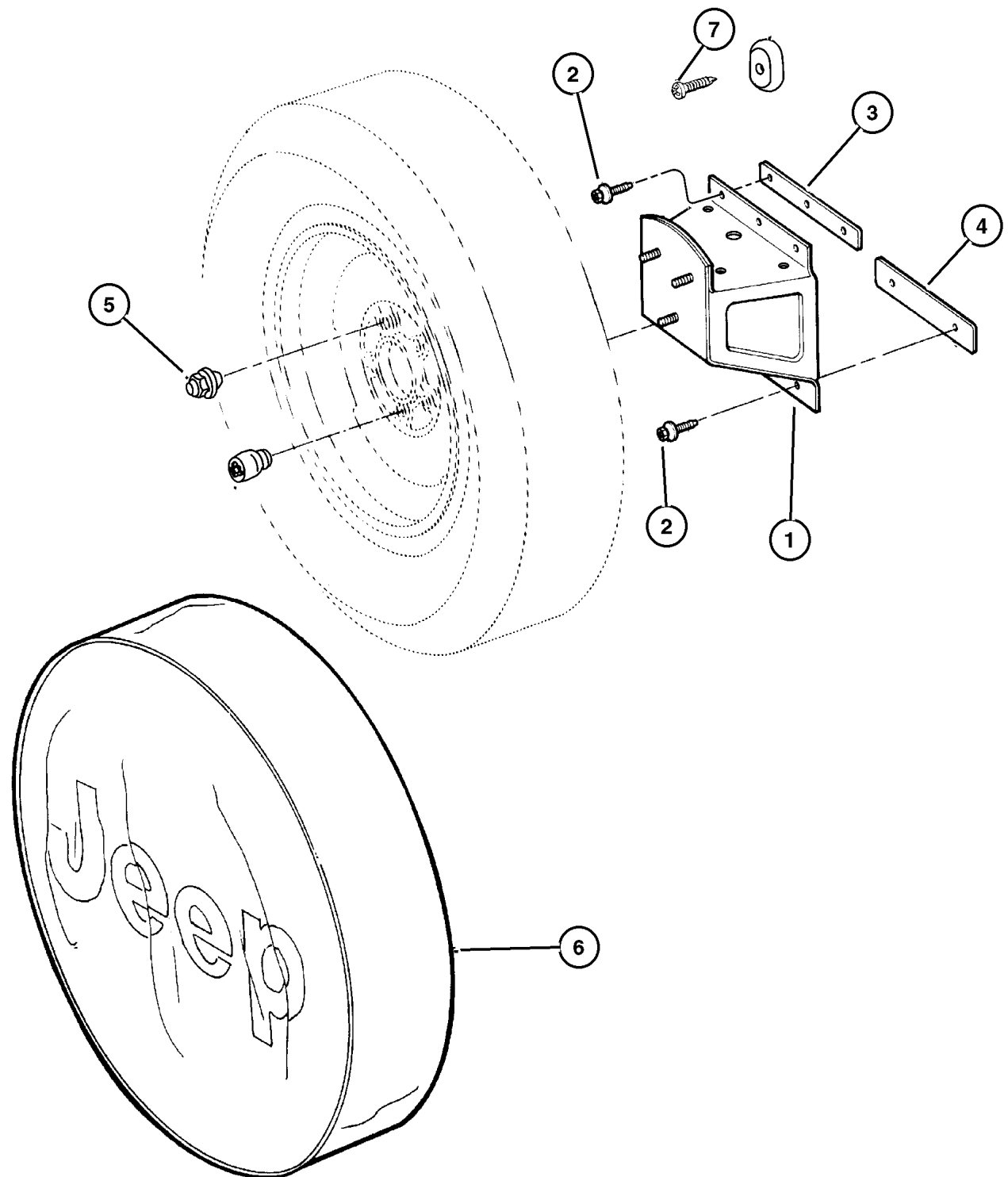
SERIES	LINE	BODY	ENGINE	TRANSMISSION
H=Sport	J = Wrangler 4WD	77=93.4 WB	EPE, EP0 = 2.5L Power Tech	DGG, DGD = 32RH 3 Spd. Auto.
L=SE	U = Wrangler 4WD (RHD)		ERH, ER0 = 4.0L Power Tech	DDQ = 5 Spd. Manual
P=Sahara				DDD = 5 Speed HD Manual
				DG0 = Auto Trans.
				DBB = Manual Trans.
				DDO = All 5 Speed Manual

AR = Use as required - = Non illustrated part # = New this model year

February 6, 2002

**Wheel, Spare Tailgate Mounted
Figure 022-410**

ITEM	PART NUMBER	QTY	LINE	SERIES	BODY	DESCRIPTION
1	55175 913AC	1				BRACKET, Spare Tire
2	6035 053	5				SCREW AND WASHER, Hex Head, .312-18x1.125
3	55010 841AB	1				GASKET, Spare Tire Bracket, Upper Carrier
4	55010 928AB	1				GASKET, Spare Tire Bracket, Lower Carrier
5	J400 6956	23				NUT, Wheel, .50x20
6						COVER, Spare Tire
	5FF4 5VK9	1		P		Spice, 'Sahara' Europe
	5FF4 7TX7	1		L		Black
	5FF5 5TX7	1		H, L		Black, 'Saraha' Europe
	5FF5 7VK9	1		P		Spice, 'Sahara'
7						SCREW, (NOT SERVICED)
-8	5501 3350	4				BUMPER, Spare Tire Impact
-9	5208 8515	1				NUT, Lock, .50-20



JEEP WRANGLER (TJ)

SERIES	LINE	BODY	ENGINE	TRANSMISSION
H=Sport	J = Wrangler 4WD	77=93.4 WB	EPE, EP0 = 2.5L Power Tech	DGG, DGD = 32RH 3 Spd. Auto.
L=SE	U = Wrangler 4WD (RHD)		ERH, ER0 = 4.0L Power Tech	DDQ = 5 Spd. Manual
P=Sahara				DDD = 5 Speed HD Manual
				DG0 = Auto Trans.
				DBB = Manual Trans.
				DD0 = All 5 Speed Manual

AR = Use as required - = Non illustrated part # = New this model year

Group – 23D

Wiper/Lock Cylinder and Keys

GROUP 23D - Wiper/Lock Cylinder and Keys

Illustration Title

Group-Fig. No.

Lock Cylinders and Keys

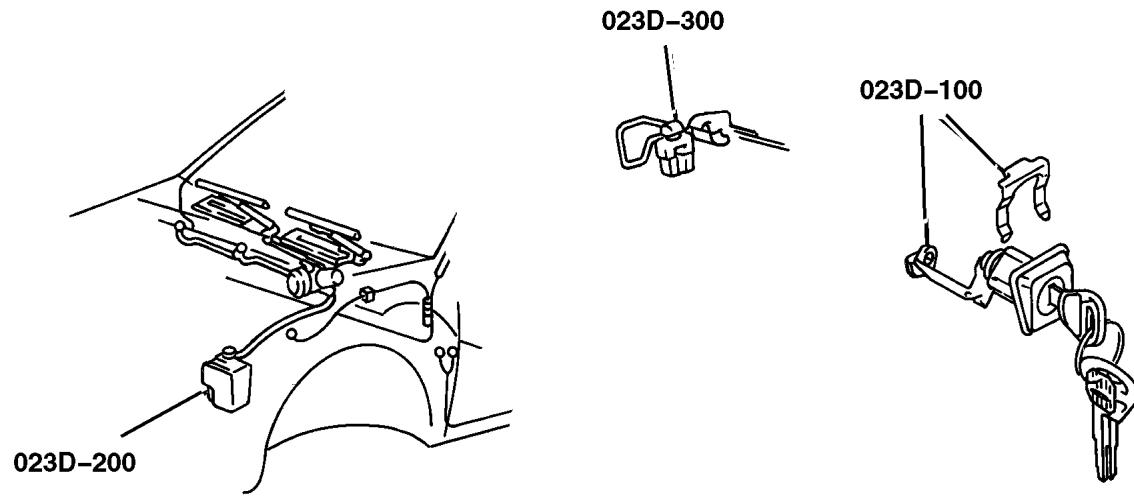
Lock Cylinders & Keys Fig. 23D-105

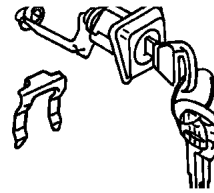
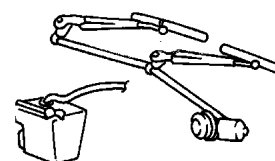
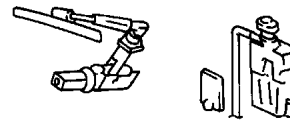
Windshield Wiper and Washer Systems

Wiper System Front Fig. 23D-205

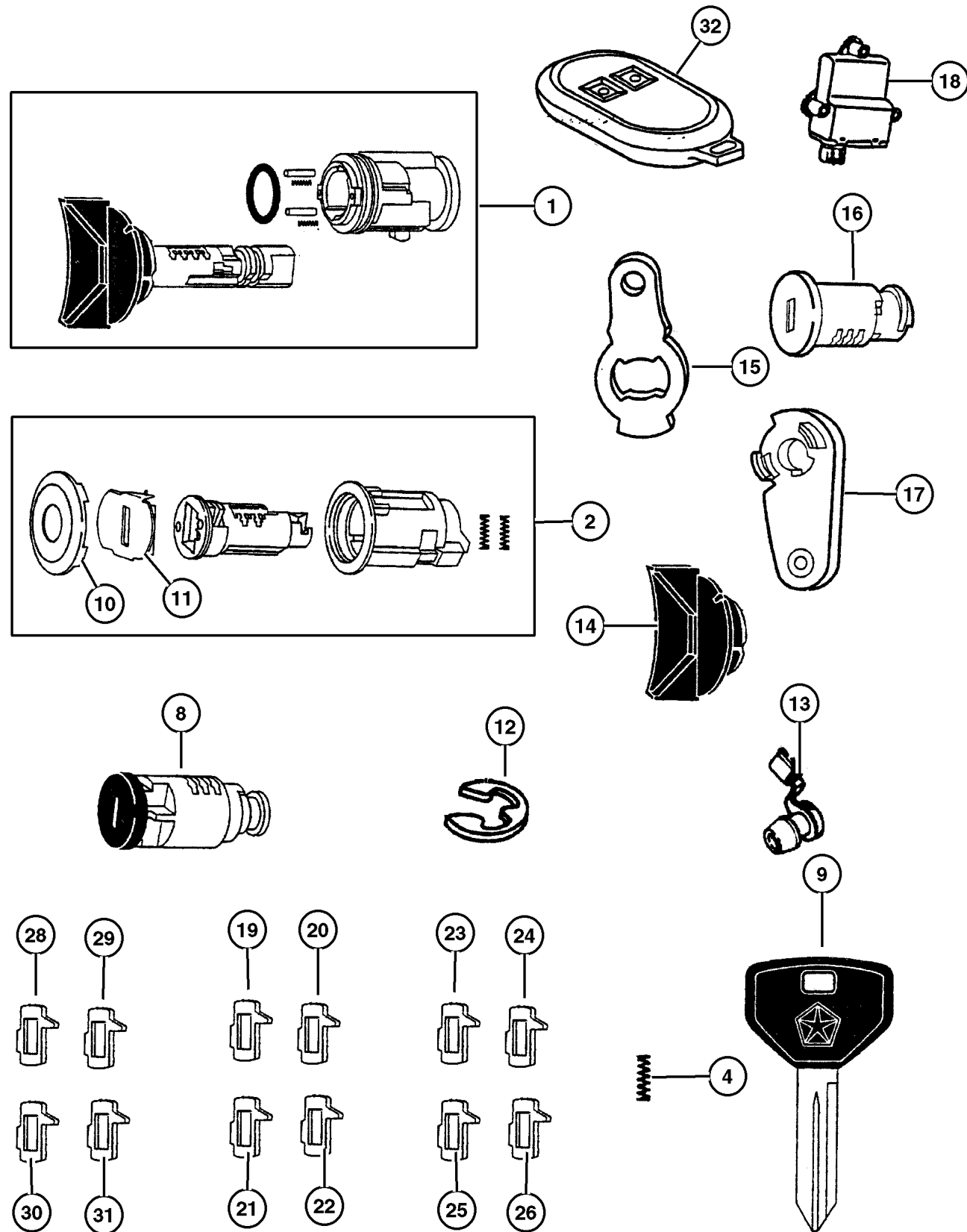
Rear Wiper and Washer System

Rear Wiper System Fig. 23D-305



<p>23D-100 Lock Cylinders and Keys</p> 	<p>23D-200 Windshield Wiper and Washer Systems</p> 	<p>23D-300 Rear Wiper and Washer System</p> 	
---	---	---	--

Lock Cylinders & Keys Figure 23D-105



ITEM	PART NUMBER	QTY	LINE	BODY	DESCRIPTION
NOTE: ALL CYLINDERS ARE UNCODED ve					
1	5003 843AA	1			CYLINDER, Ignition Lock
2	4778 123	1			CYLINDER, Door Lock
-3	4746 904	1			LOCK CYLINDER, Decklid, Black, Tailgate
4	4378 793	2			SPRING, Cylinder Return
-5	5010 883AA	1			SPRING, Ignition Tumbler, Sidebar
-6	5507 4799	1			GASKET, Door Lock Cylinder, Black, Door Lock Cylinder (Black)
-7	2583 377	1			RETAINER, Door Lock Cylinder, Half Door
8	4746 315	AR			CYLINDER, Glove Box Lock
9	5013 807AA	1			KEY, Master Centry 'JEEP' Logo
	5013 809AA	2			Penta Star Logo
10	5257 148	1			CAP, Door Lock Cylinder, Black
11	4778 150	2			SHUTTER, Door, Deck and Liftgate, Bright
12	6026 125	1			CLIP, Retainer
13					CLIP, Latch
	4658 444	1			Purple
	4658 445	1			Orange
14					KNOB, Ignition Cylinder, Black Plastic, Serviced w/Cylinder, (NOT REQUIRED)
15	5507 5824	1			LEVER, Door Lock Cylinder, Tailgate
16	4746 305	1			CYLINDER, Console Lock
17	5507 6307	1			LEVER, Door Lock
18	56009 712AC	1			MODULE, Security Alarm
19	5010 879AA	1			TUMBLER, Ignition Number 1, Sidebar
20	5010 880AA	1			TUMBLER, Ignition Number 2, Sidebar
21	5010 881AA	1			TUMBLER, Ignition Number 3, Sidebar
22	5010 882AA	1			TUMBLER, Ignition Number 4, Sidebar
23	5257 132	1			TUMBLER, Ignition Number 1, use with console and glove box cylinders
24	5257 133	1			TUMBLER, Ignition Number 2, use with console and glove box cylinders
25	5257 134	1			TUMBLER, Ignition Number 3, use with console and glove box cylinders
26	5257 135	1			TUMBLER, Ignition Number 4, use with console and glove box cylinders
-27	4778 121	2			SPRING, Door and Deck Tumbler
28	4778 117	2			TUMBLER, Door and Deck Number 1, Wide
29	4778 118	2			TUMBLER, Door and Deck Number 2, Wide
30	4778 119	2			TUMBLER, Door and Deck Number 3, Wide
31	4778 120	2			TUMBLER, Door and Deck Number 4, Wide

JEEP WRANGLER (TJ)

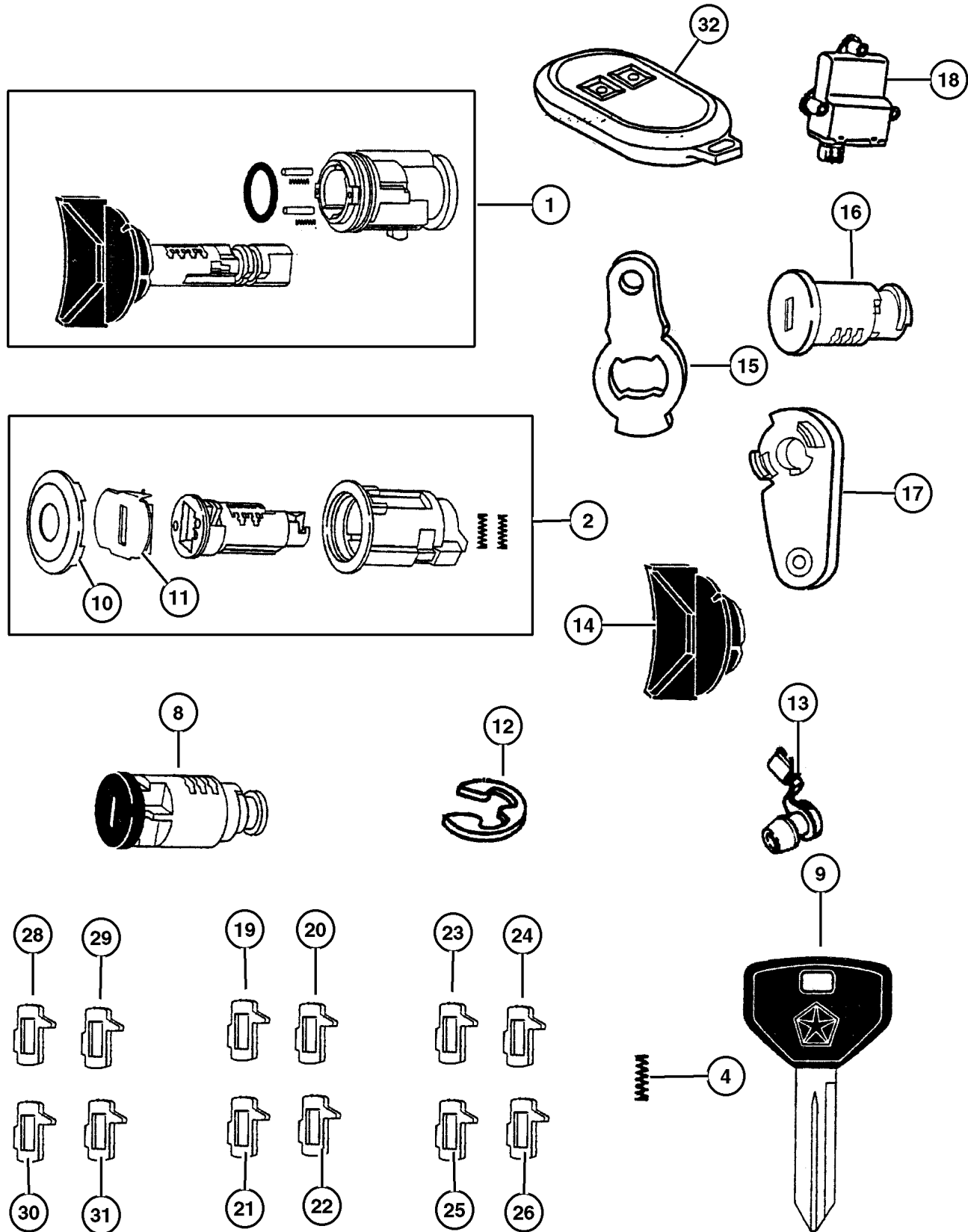
SERIES	LINE	BODY	ENGINE	TRANSMISSION
H=Sport	J = Wrangler 4WD	77=93.4 WB	EPE, EP0 = 2.5L Power Tech	DGG, DGD = 32RH 3 Spd. Auto.
L=SE	U = Wrangler 4WD (RHD)		ERH, ER0 = 4.0L Power Tech	DDQ = 5 Spd. Manual
P=Sahara				DDD = 5 Speed HD Manual
				DG0 = Auto Trans.
				DBB = Manual Trans.
				DDO = All 5 Speed Manual

AR = Use as required - = Non illustrated part # = New this model year

February 6, 2002

Lock Cylinders & Keys
Figure 23D-105

ITEM	PART NUMBER	QTY	LINE	BODY	DESCRIPTION
32	4886 374AA	1	J	77	TRANSMITTER, Alarm or Keyless



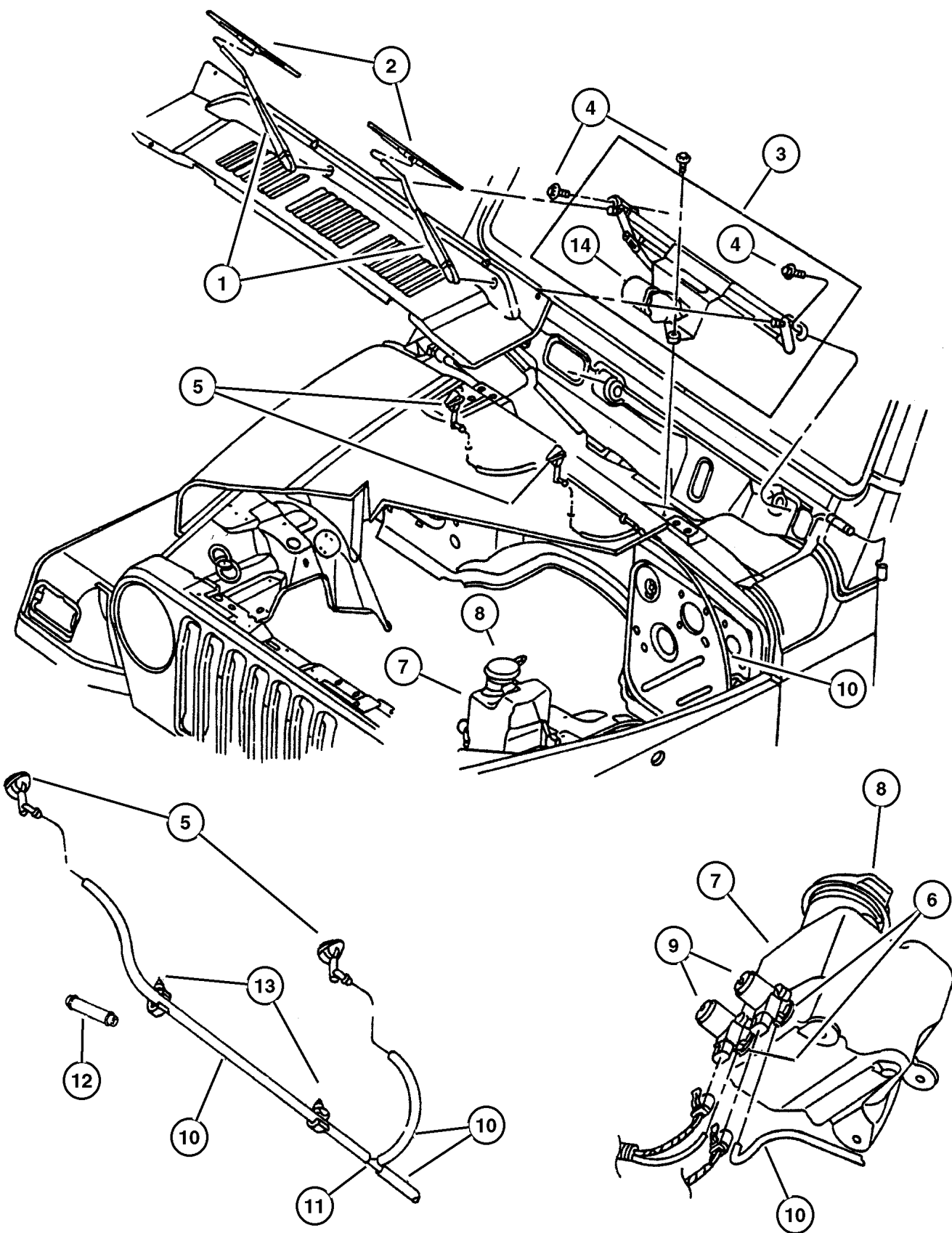
JEEP WRANGLER (TJ)				
SERIES	LINE	BODY	ENGINE	TRANSMISSION
H=Sport	J = Wrangler 4WD	77=93.4 WB	EPE, EP0 = 2.5L Power Tech	DGG, DGD = 32RH 3 Spd. Auto.
L=SE	U = Wrangler 4WD (RHD)		ERH, ER0 = 4.0L Power Tech	DDQ = 5 Spd. Manual
P=Sahara				DDD = 5 Speed HD Manual
				DG0 = Auto Trans.
				DBB = Manual Trans.
				DDO = All 5 Speed Manual

AR = Use as required - = Non illustrated part # = New this model year

February 6, 2002

**Wiper System Front
Figure 23D-205**

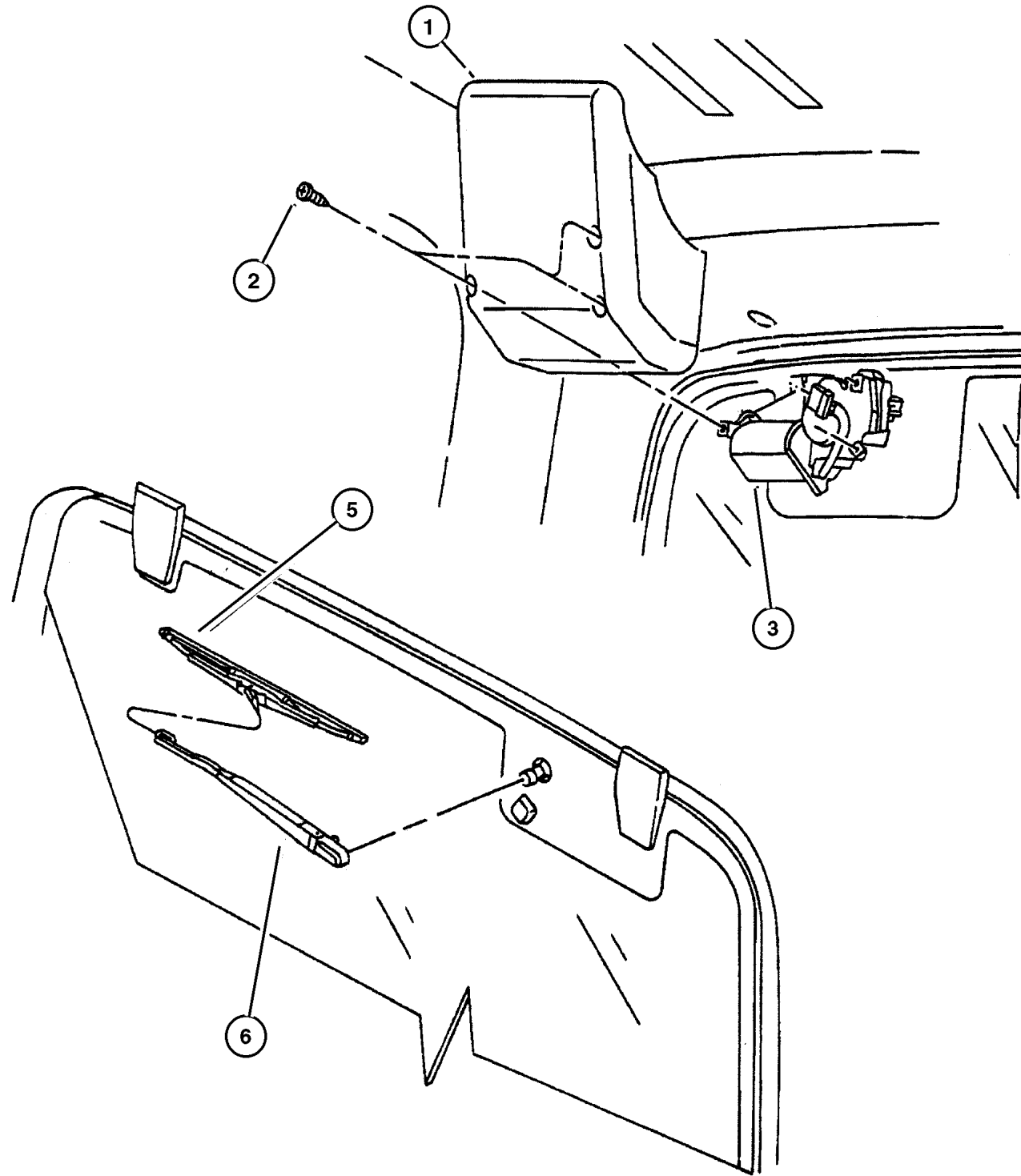
ITEM	PART NUMBER	QTY	LINE	BODY	DESCRIPTION
1					ARM, Wiper
	5515 5658	2	J		
	5515 5659	2	U		
2	55154 762AC	2			BLADE, Wiper
3					MODULE, Wiper
	5515 4766	1	J		
	5515 4768	1	U		
4	6100 568	3			BOLT AND WASHER, Implement Attaching
5	5515 4938	2			NOZZLE, Washer, Windshield
6	5013 755AA	1			GROMMET, Washer Reservoir
7					RESERVOIR, Washer
	4874 393	1			w/Dual Pump
	4874 394	1			w/Single Pump
8	4874 395	1			CAP, Washer Reservoir Filler, w/Gasket
9	4797 695	1			PUMP, Washer, Windshield
10	HWV0 0532	1			HOSE, Washer And Vacuum, 50 Foot Roll 5/32"
11	J321 0891	1			TEE, Washer Hose
12	4805 010	2			CHECK VALVE, Washer
13	5288 255	2			CLIP, Hood Washer Hose
14					MOTOR, Wiper
	4864 892	1	J		Windshield Wiper
		1	U		Windshield Wiper



JEEP WRANGLER (TJ)

SERIES	LINE	BODY	ENGINE	TRANSMISSION
H=Sport	J = Wrangler 4WD	77=93.4 WB	EPE, EP0 = 2.5L Power Tech	DGG, DGD = 32RH 3 Spd. Auto.
L=SE	U = Wrangler 4WD (RHD)		ERH, ER0 = 4.0L Power Tech	DDQ = 5 Spd. Manual
P=Sahara				DDD = 5 Speed HD Manual
				DG0 = Auto Trans.
				DBB = Manual Trans.
				DDO = All 5 Speed Manual

Rear Wiper System Figure 23D-305



ITEM	PART NUMBER	QTY	LINE	BODY	DESCRIPTION
1	5515 5030	1			COVER, Wiper Motor
2					SCREW, 164-18X.750 (Not Serviced) , (NOT SERVICED)
3	55155 322AB	1			MOTOR, Wiper
-4	4883 521AA	1			NUT, Rear Wiper Motor
5	5515 5445	1			BLADE, Wiper
6	5515 5660	1			ARM, Wiper, Rear
-7	5517 6464	1			GROMMET, Wiper Motor And Bracket
-8	4883 520AA	1			NOZZLE, Liftgate Washer
-9	5515 5457	1			CHECK VALVE, Washer
-10	5600 3982	1			PLUG, Sealing
-11	5515 4545	1			WASHER, Between Glass & Motor
-12	5515 4556	1			SPACER, Wiper Motor, Triangle Shaped
-13	5600 3682	1			NUT, Hex Flange, M16

JEEP WRANGLER (TJ)

SERIES	LINE	BODY	ENGINE	TRANSMISSION
H=Sport	J = Wrangler 4WD	77=93.4 WB	EPE, EP0 = 2.5L Power Tech	DGG, DGD = 32RH 3 Spd. Auto.
L=SE	U = Wrangler 4WD (RHD)		ERH, ER0 = 4.0L Power Tech	DDQ = 5 Spd. Manual
P=Sahara				DDD = 5 Speed HD Manual
				DG0 = Auto Trans.
				DBB = Manual Trans.
				DDO = All 5 Speed Manual

AR = Use as required - = Non illustrated part # = New this model year

February 6, 2002

Group – 024

Air Conditioning & Heater

GROUP 24 - Air Conditioning & Heater

Illustration Title

Group-Fig. No.

Air Conditioner and Heater Units

Hevac Unit Fig. 024-110

Air Conditioner and Heater Plumbing

Hoses, Heater 2.5L Engine Fig. 024-205

Hoses, Heater 2.5L Engine, RHD Fig. 024-210

Hoses, Heater 4.0L Engine, RHD Fig. 024-220

Plumbing, Hevac 2.5L Engine Fig. 024-225

Plumbing, Hevac 2.5L Engine, RHD Fig. 024-230

Plumbing, Hevac 4.0L Engine Fig. 024-235

Plumbing, Hevac 4.0L Engine, RHD Fig. 024-240

Seals, A/c Condenser Fig. 024-245

Air Conditioner and Heater Controls

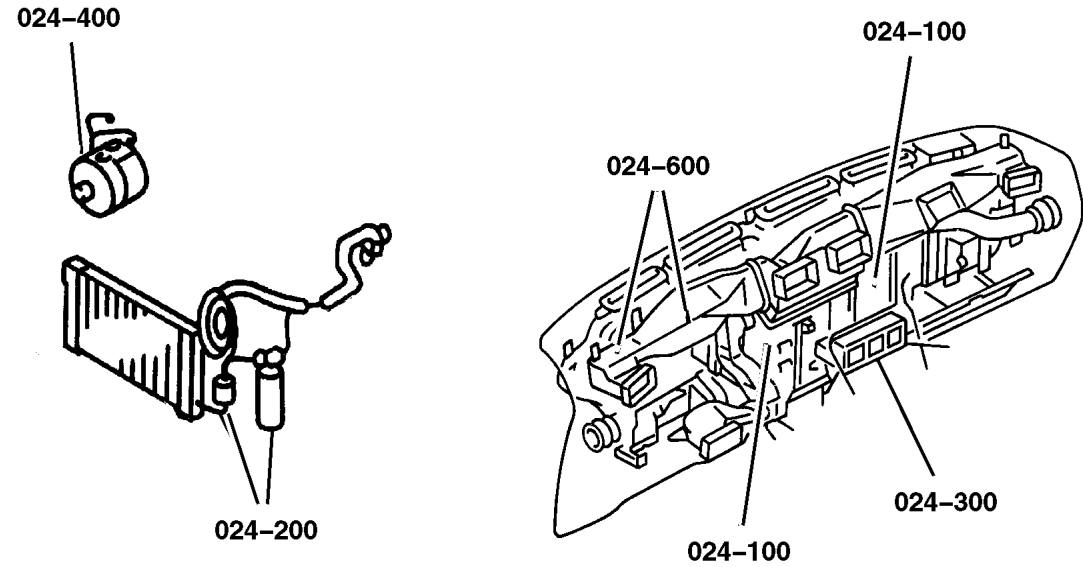
Control, Heater And A/c Fig. 024-310


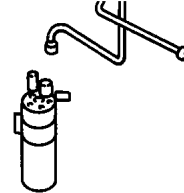
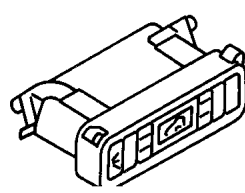
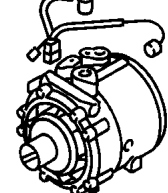
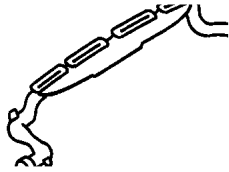
Air Conditioning Compressor

Compressor, A/c Fig. 024-410

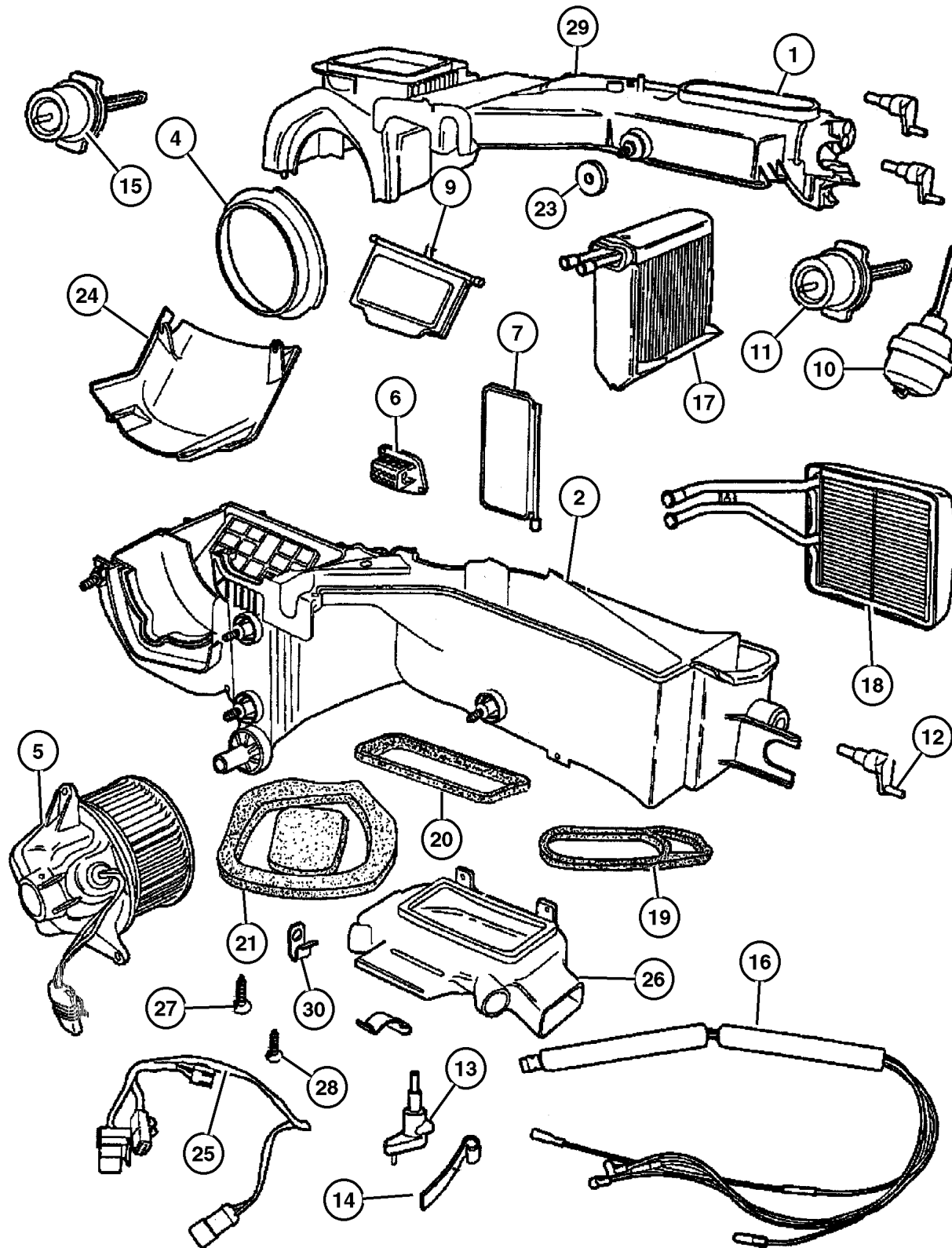
Air Ducts and Outlets

Ducts, Heater And A/c Fig. 024-610



<p>024-100 Air Conditioner and Heater Units</p> 	<p>024-200 Air Conditioner and Heater Plumbing</p> 	<p>024-300 Air Conditioner and Heater Controls</p> 	<p>024-400 Air Conditioning Compressor</p> 
<p>024-600 Air Ducts and Outlets</p> 			

Hevac Unit Figure 024-110



ITEM	PART NUMBER	QTY	LINE	BODY	ENGINE	DESCRIPTION
Note: Sales Code EP0 = 2.5L Engine ve						
Note: Sales Code ER0 = 4.0L Engine ve						
1	5013 731AA	1	J			HOUSING, Heater Upper
	5013 734AA	1	U			Upper
2	5014 859AA	1	J			HOUSING, A/C Lower with A/C
	5014 860AA	1	J			without A/C
	5013 738AA	1	U			
-3	5013 730AA	1	J			HOUSING, A/C Upper
	5013 733AA	1	U			
4	4338 909	1			EP0, ER0	RING
	4864 951	1	J			Venturi
		1	U			Venturi
5	4864 956	1	U			BLOWER
	4886 150AA	1	J			
6	4864 957	1	J			RESISTOR, Blower Motor
		1	U			
7	4897 610AA	1	J			DOOR, Blend Air Up to 11-15-99
	4897 611AA	1	U			
	#5073 553AA	1	J			After 11-15-99
-8	5013 742AA	1	J			ADAPTER, Blend Door, A/C and Heater, Use on Up to 11-15-99 Blend door
9	4864 992	1	J			DOOR, Fresh Air
	4864 993	1	U			
10	4864 994	1	U			ACTUATOR, Vacuum
		1	J			
11	4864 995	1	J			ACTUATOR, Vacuum
		1	U			
12	5013 741AA	1	U			ACTUATOR, Blend Door
		1	J			
13						ADAPTER, Blend Door, A/C and Heater

JEEP WRANGLER (TJ)

SERIES
H=Sport
L=SE
P=Sahara

LINE
J = Wrangler 4WD
U = Wrangler 4WD (RHD)

BODY
77=93.4 WB

ENGINE
EPE, EP0 = 2.5L Power Tech
ERH, ER0 = 4.0L Power Tech

TRANSMISSION
DGG, DGD = 32RH 3 Spd. Auto.
DDQ = 5 Spd. Manual
DDD = 5 Speed HD Manual
DGO = Auto Trans.
DBB = Manual Trans.
DDO = All 5 Speed Manual

AR = Use as required - = Non illustrated part # = New this model year

February 6, 2002

Hevac Unit Figure 024-110

ITEM	PART NUMBER	QTY	LINE	BODY	ENGINE	DESCRIPTION
	5013 742AA	1	J			
	5013 743AA	1	U			
14	5013 745AA	1	J			BRACKET, Blend Door Adapter, A/C and Heater
15	4864 996	1	J			ACTUATOR, Vacuum
		1	U			
16	4864 998AC	1	J			HARNESS, Heater Vacuum
		1	U			
17	4864 999AC	1	J			EVAPORATOR KIT, A/C
	4874 044AC	1	U			
18	4874 045	1	J			CORE, Heater
	4874 046	1	U			
19	4874 064	1	J			SEAL, Defroster Duct
	4874 066	1	U			
20	4874 068	1	J			SEAL, Vent
		1	U			
21	4874 069AB	1	J			SEAL, Drain To Dash
	4874 070AB	1	U			with Air Conditioning
-22	4874 071AB	1	J			SEAL, Drain Tube
	4874 072AB	1	U			without Air Conditioning
23	5525 4848	4				WASHER, Sealing
24	4874 078	1	J			COVER, Recirculating Valve
	4874 079	1	U			
25	5013 744AA	1	J			WIRING, Air Conditioning Module
		1	U			
26	4874 088	1	J			DUCT, Floor Distribution
	4874 089	1	U			
27	4734 227	15	J			SCREW, Hex Head, M4.8-1.59x19
		15	U			
28	9419 322	1	J			SCREW

JEEP WRANGLER (TJ)

SERIES
H=Sport
L=SE
P=Sahara

LINE
J = Wrangler 4WD
U = Wrangler 4WD (RHD)

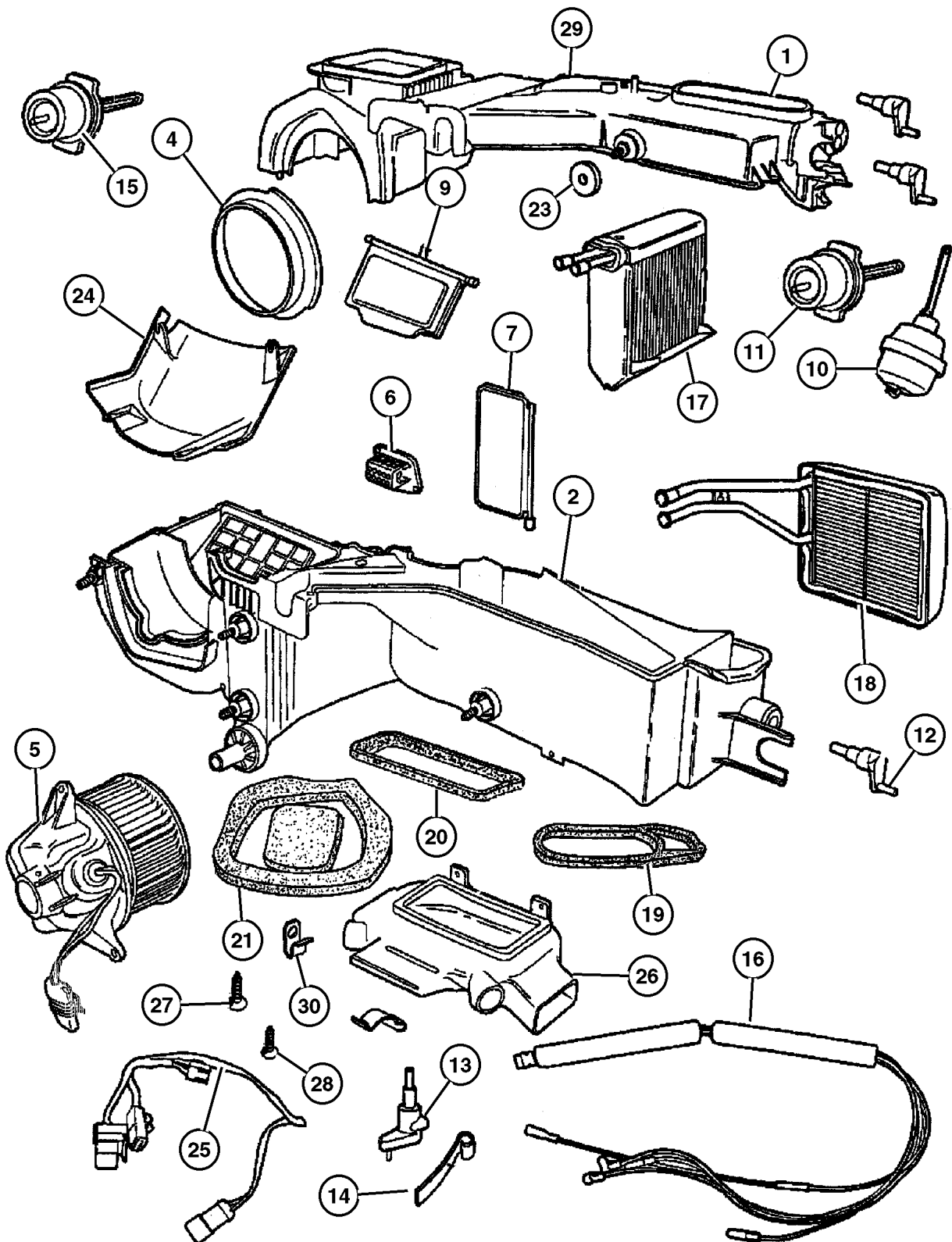
BODY
77=93.4 WB

ENGINE
EPE, EP0 = 2.5L Power Tech
ERH, ER0 = 4.0L Power Tech

TRANSMISSION
DGG, DGD = 32RH 3 Spd. Auto.
DDQ = 5 Spd. Manual
DDD = 5 Speed HD Manual
DGO = Auto Trans.
DBB = Manual Trans.
DDO = All 5 Speed Manual

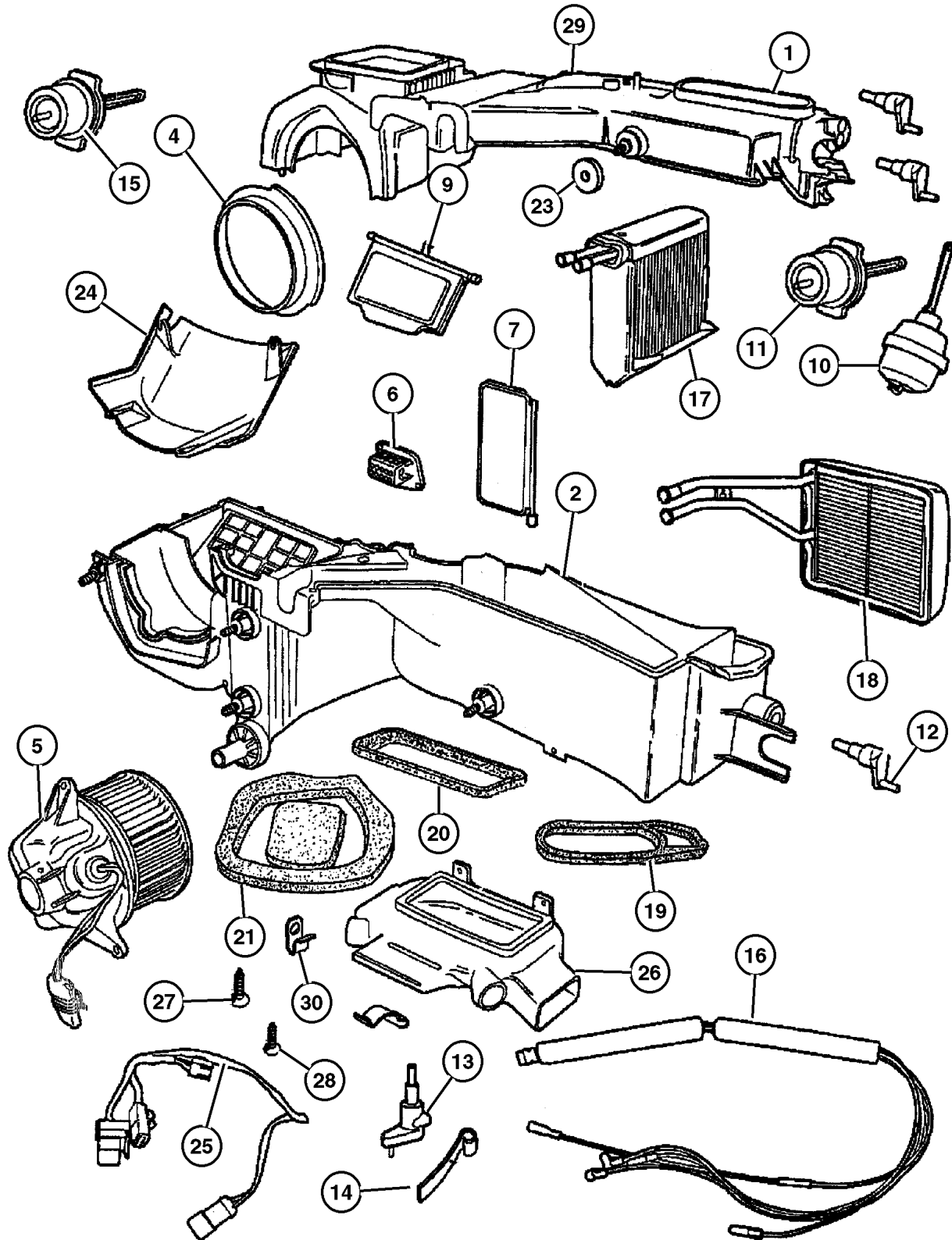
AR = Use as required - = Non illustrated part # = New this model year

February 6, 2002



Hevac Unit
Figure 024-110

ITEM	PART NUMBER	QTY	LINE	BODY	ENGINE	DESCRIPTION
		1	U			
29	4644 388	4	J			CLIP, A/C Heater Housing
		4	U			
30	4644 127	1	J			CLIP, Air Conditioning, 25mm Diameter
		1	U			



JEEP WRANGLER (TJ)

SERIES
H=Sport
L=SE
P=Sahara

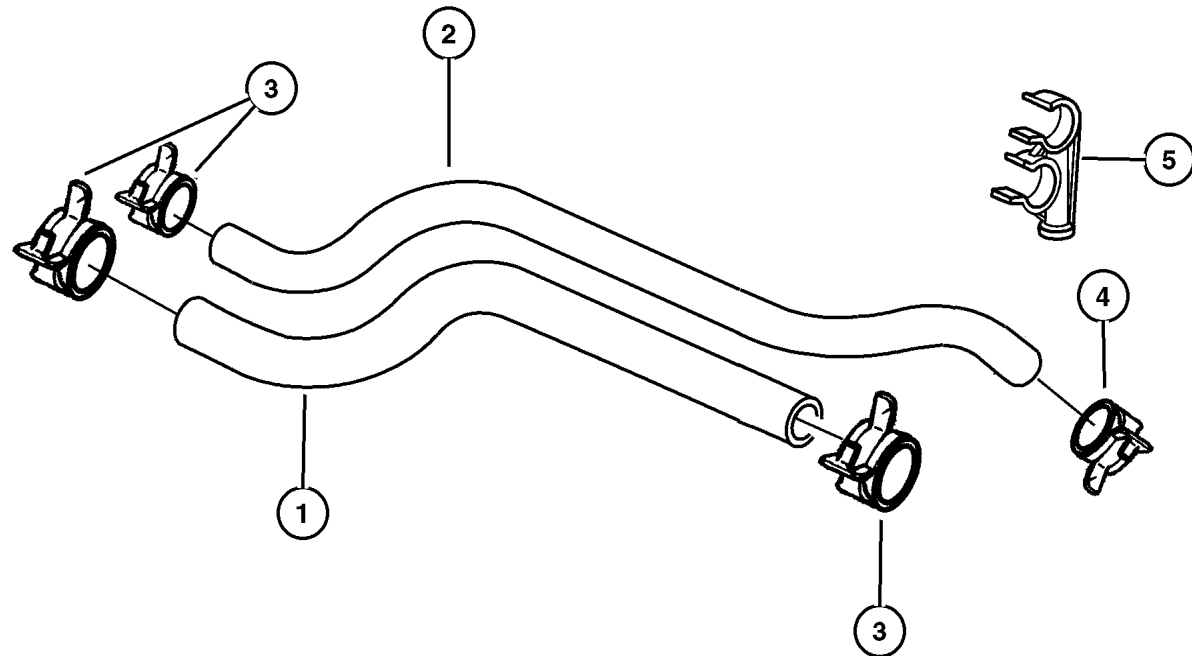
LINE
J = Wrangler 4WD
U = Wrangler 4WD (RHD)

BODY
77=93.4 WB

ENGINE
EPE, EP0 = 2.5L Power Tech
ERH, ER0 = 4.0L Power Tech

TRANSMISSION
DGG, DGD = 32RH 3 Spd. Auto.
DDQ = 5 Spd. Manual
DDD = 5 Speed HD Manual
DGO = Auto Trans.
DBB = Manual Trans.
DDO = All 5 Speed Manual

Hoses, Heater 2.5L Engine Figure 024-205



ITEM	PART NUMBER	QTY	LINE	BODY	ENGINE	DESCRIPTION
Note: Sales Code EP0 = 2.5L Gas Engine ve						
Note: Sales Code ER0 = 4.0L Gas Engine ve						
1	5503 6379	1	U		EP0	HOSE, Heater Supply
2	5503 6344	1	J		EP0	HOSE, Heater Return, Return
3						CLAMP, Heater Hose
	6502 017	2	J		ER0	
		2	U		EP0	
4	6502 018	2	J		EP0	CLAMP, Hose, M28.9 x 1.60
5						BRACKET, Hose
	5503 5933	2	U		EP0, ER0	
		1	J		EP0, ER0	

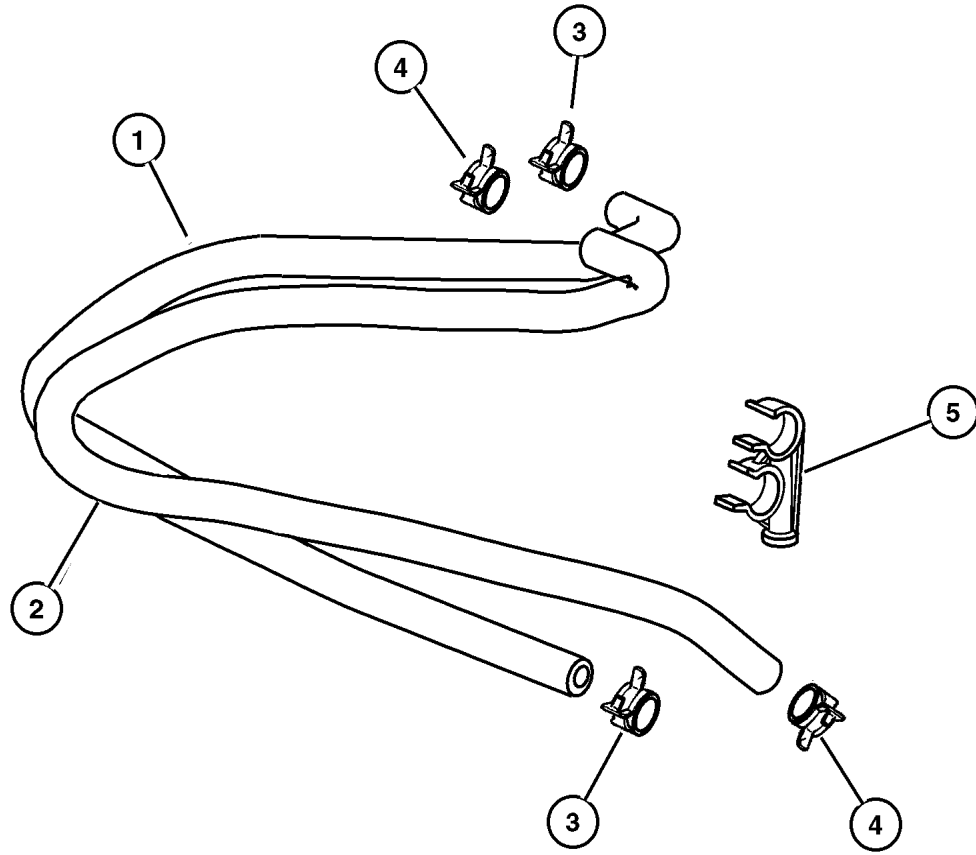
JEEP WRANGLER (TJ)

SERIES	LINE	BODY	ENGINE	TRANSMISSION
H=Sport	J = Wrangler 4WD	77=93.4 WB	EPE, EP0 = 2.5L Power Tech	DGG, DGD = 32RH 3 Spd. Auto.
L=SE	U = Wrangler 4WD (RHD)		ERH, ER0 = 4.0L Power Tech	DDQ = 5 Spd. Manual
P=Sahara				DDD = 5 Speed HD Manual
				DG0 = Auto Trans.
				DBB = Manual Trans.
				DD0 = All 5 Speed Manual

97J24 205

Hoses, Heater 2.5L Engine, RHD
Figure 024-210

ITEM	PART NUMBER	QTY	LINE	BODY	ENGINE	DESCRIPTION
Note: Sales Code EP0 = 2.5L Gas Engine ve						
Note: Sales Code ER0 = 4.0L Gas Engine ve						
1	5503 6481	1	U		EP0	HOSE, Heater Return, Return
2	5503 6379	1	U		EP0	HOSE, Heater Supply, Supply
3						CLAMP, Heater Hose
	6502 017	2	U		EP0	
	6504 832AA	1	J		EP0	
4	6502 018	2	J		EP0	CLAMP, Hose, M28.9 x 1.60
5	5503 5933	2	U		EP0, ER0	BRACKET, Hose



JEEP WRANGLER (TJ)				
SERIES	LINE	BODY	ENGINE	TRANSMISSION
H=Sport	J = Wrangler 4WD	77=93.4 WB	EPE, EP0 = 2.5L Power Tech	DGG, DGD = 32RH 3 Spd. Auto.
L=SE	U = Wrangler 4WD (RHD)		ERH, ER0 = 4.0L Power Tech	DDQ = 5 Spd. Manual
P=Sahara				DDD = 5 Speed HD Manual
				DG0 = Auto Trans.
				DBB = Manual Trans.
				DD0 = All 5 Speed Manual

AR = Use as required - = Non illustrated part # = New this model year

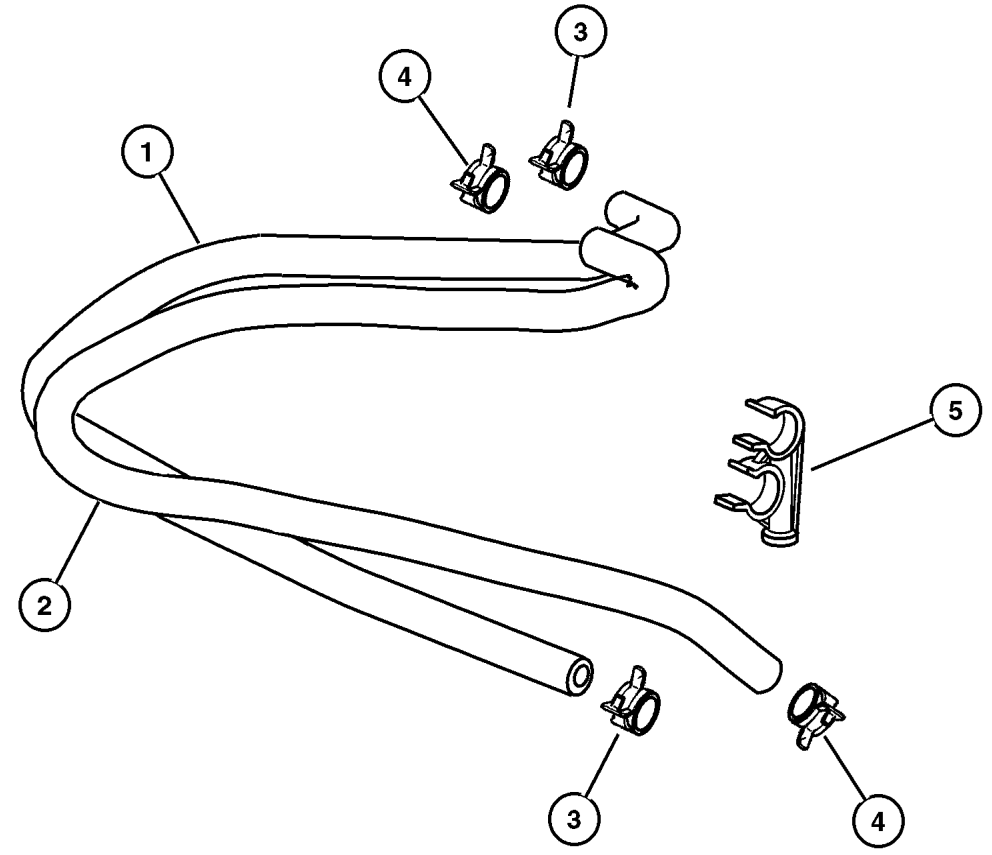
February 6, 2002

Hoses, Heater 4.0L Engine, RHD
Figure 024-220

ITEM	PART NUMBER	QTY	LINE	BODY	ENGINE	DESCRIPTION
------	-------------	-----	------	------	--------	-------------

Note: Sales Code ER0 = 4.0L Gas Engine ve
Note: Sales Code EP0 = 2.5L Gas Engine ve

1	5503 6382	1	U		ER0	HOSE, Heater Return, Return
2	5503 6380	1	U		ER0	HOSE, Heater Supply, Supply
3	6502 017	2	U		ER0	CLAMP, Heater Hose
4	6502 018	2	J		EP0	CLAMP, Hose, M28.9 x 1.60
5	5503 5933	2	U		EP0, ER0	BRACKET, Hose

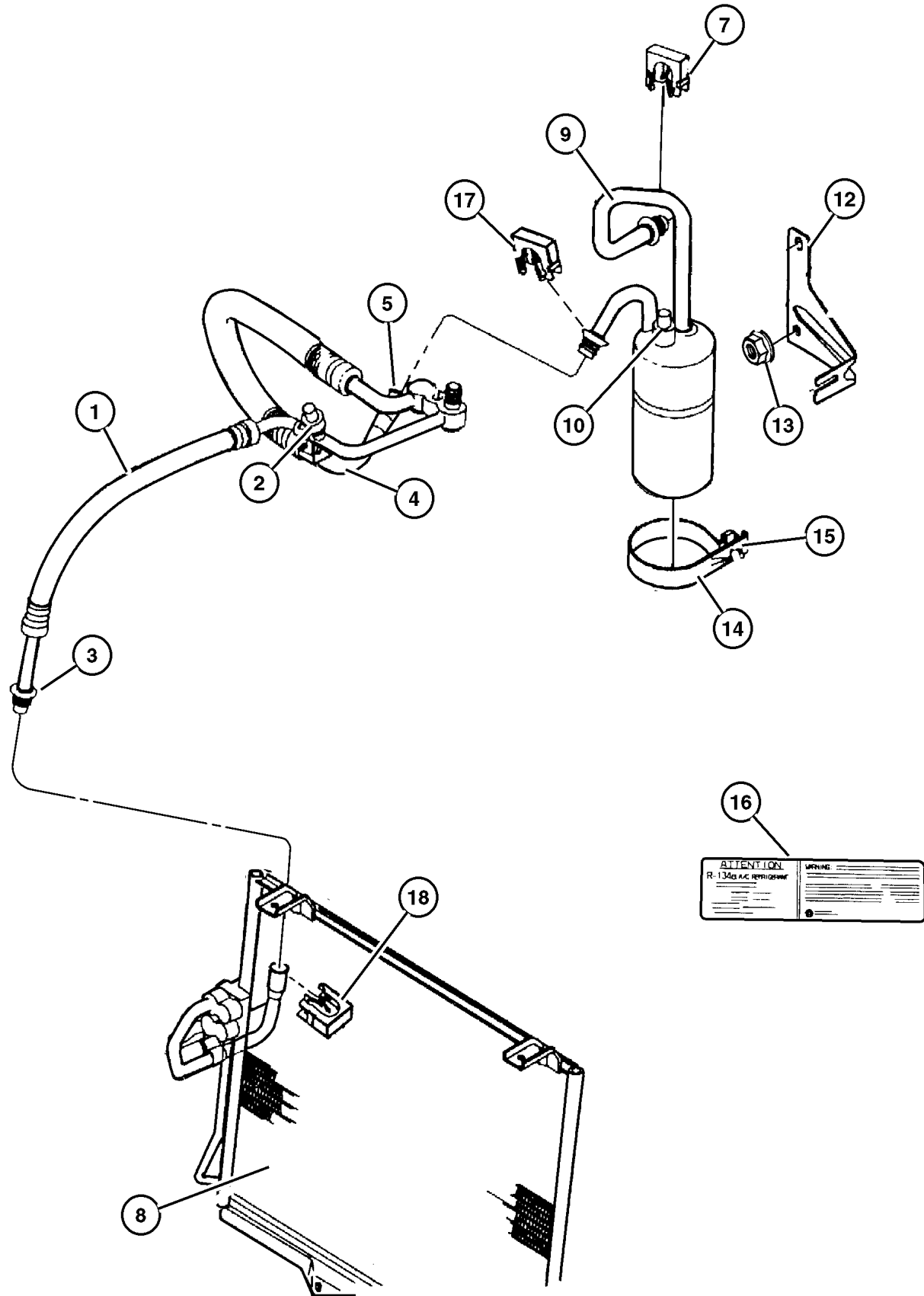


JEEP WRANGLER (TJ)		BODY	ENGINE	TRANSMISSION
SERIES	LINE	77=93.4 WB	EPE, EP0 = 2.5L Power Tech ERH, ER0 = 4.0L Power Tech	DGG, DGD = 32RH 3 Spd. Auto. DDQ = 5 Spd. Manual DDD = 5 Speed HD Manual DG0 = Auto Trans. DBB = Manual Trans. DD0 = All 5 Speed Manual
H=Sport	J = Wrangler 4WD			
L=SE	U = Wrangler 4WD (RHD)			
P=Sahara				

AR = Use as required - = Non illustrated part # = New this model year

February 6, 2002

Plumbing, Hevac 2.5L Engine
Figure 024-225



ITEM	PART NUMBER	QTY	LINE	BODY	ENGINE	DESCRIPTION
Note: Sales Code EP0 = 2.5L Gas Engine ve						
Note: Sales Code ER0 = 4.0L Gas Engine ve						
1	#55037 503AA	1			EP0	LINE, A/C Discharge
2	4897 617AA	1			EP0	SWITCH, A/C High Pressure Cut Off
3	4740 401	2	J		EP0	O RING, A/C Suction Line
4	#55037 505AB	1	J		EP0, ER0	LINE, A/C Liquid
5	4741 705	2	J		EP0, ER0	O RING, A/C Liquid Line
-6	4723 029	1			EP0	VALVE, A/C Discharge Line Check
7	5503 6022	2				CLIP, A/C Liquid Line
8	#55037 512AA	1	J		EP0, ER0	CONDENSER, Air Conditioning
9	55037 441AA	1	J		EP0	ACCUMULATOR, Suction Line
10	4897 614AA	1	J		EP0	SWITCH, A/C Cycling
-11	4723 029	1			EP0	VALVE, A/C Discharge Line Check
12	5503 6303	1	J		EP0, ER0	BRACKET, Accumulator
13						NUT, (NOT SERVICED)
14	55036 206AB	1				BAND, Accumulator Retaining, Accumulator Support
15						SCREW, (NOT SERVICED)
16	#55037 555AB	1				LABEL, Refrigerant
17						CLIP, A/C Quick Disconnect
	4596 152	1	J			Quick (Suction) Connect
	4596 153	1				CLIP, A/C Quick Disconnect, (Discharge) Connect

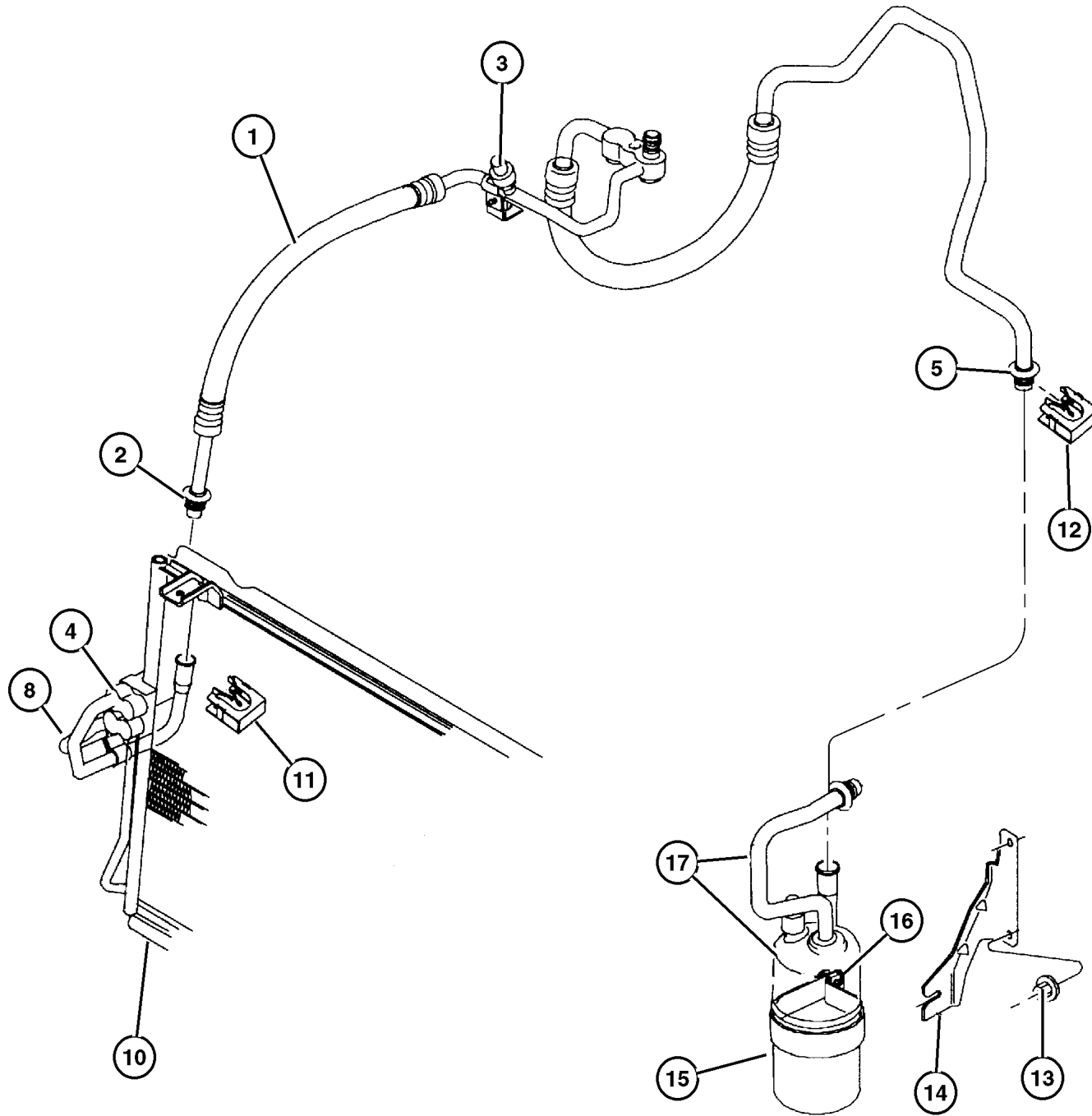
JEEP WRANGLER (TJ)

SERIES	LINE	BODY	ENGINE	TRANSMISSION
H=Sport	J = Wrangler 4WD	77=93.4 WB	EPE, EP0 = 2.5L Power Tech	DGG, DGD = 32RH 3 Spd. Auto.
L=SE	U = Wrangler 4WD (RHD)		ERH, ER0 = 4.0L Power Tech	DDQ = 5 Spd. Manual
P=Sahara				DDD = 5 Speed HD Manual
				DG0 = Auto Trans.
				DBB = Manual Trans.
				DDO = All 5 Speed Manual

AR = Use as required - = Non illustrated part # = New this model year

February 6, 2002

Plumbing, Hevac 2.5L Engine, RHD
Figure 024-230



ITEM	PART NUMBER	QTY	LINE	BODY	ENGINE	DESCRIPTION
Note: Sales Code EP0 = 2.5L Gas Engine ve						
Note: Sales Code ER0 = 4.0L Gas Engine ve						
1	#55037 503AA	1			EP0	LINE, A/C Discharge
2	4740 401	2	U		EP0, ER0	O RING, A/C Suction Line
3	4897 617AA	1			EP0	SWITCH, A/C High Pressure Cut Off
4	5503 6292	1	U		EP0, ER0	LINE, A/C Liquid
5	4741 705	2	J		EP0, ER0	O RING, A/C Liquid Line
-6	55036 782AB	2	U		EP0, ER0	RETAINER, A/C Supply Line, Supply Line
-7	5503 6022	2				CLIP, A/C Liquid Line
8	#55037 510AA	1	U		EP0, ER0	TUBE, A/C Liquid Line
-9	4723 029	1	U		EP0	VALVE, A/C Discharge Line Check
10	#55037 513AA	1	U		EP0, ER0	CONDENSER, Air Conditioning
11	4596 152	2	U			CLIP, A/C Quick Disconnect
12	4596 153	1				CLIP, A/C Quick Disconnect
13						NUT, (NOT SERVICED)
14	5503 6304	1	U			BRACKET, Accumulator
15	55036 206AB	1				BAND, Accumulator Retaining, Accumulator Support
16						SCREW, (NOT SERVICED)
17	55037 442AA	1	U		EP0, ER0	ACCUMULATOR, Suction Line

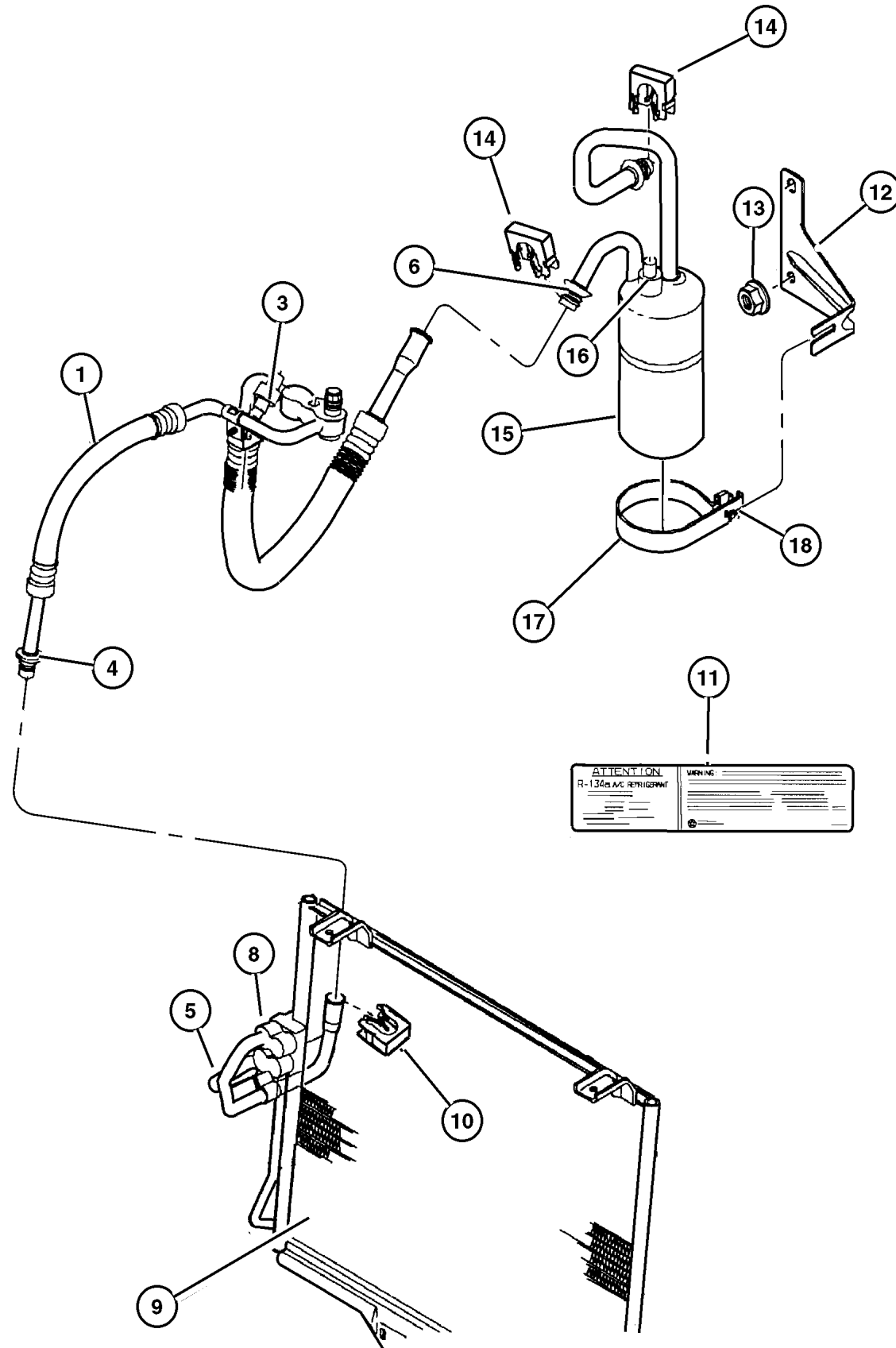
JEEP WRANGLER (TJ)

SERIES	LINE	BODY	ENGINE	TRANSMISSION
H=Sport	J = Wrangler 4WD	77=93.4 WB	EPE, EP0 = 2.5L Power Tech	DGG, DGD = 32RH 3 Spd. Auto.
L=SE	U = Wrangler 4WD (RHD)		ERH, ER0 = 4.0L Power Tech	DDQ = 5 Spd. Manual
P=Sahara				DDD = 5 Speed HD Manual
				DG0 = Auto Trans.
				DBB = Manual Trans.
				DD0 = All 5 Speed Manual

AR = Use as required - = Non illustrated part # = New this model year

February 6, 2002

Plumbing, Hevac 4.0L Engine
Figure 024-235



ITEM	PART NUMBER	QTY	LINE	BODY	ENGINE	DESCRIPTION
Note: Sales Code ER0 = 4.0L Gas Engine ve						
Note: Sales Code EP0 = 2.5L Gas Engine ve						
1	#55037 506AA	1			ER0	LINE, A/C Discharge
-2	4796 666	2			ER0	O RING, A/C Discharge Line
3	4897 617AA	1			ER0	SWITCH, A/C High Pressure Cut Off
4						O RING, A/C Suction Line
	4740 401	2	J		ER0	To Compressor
	4796 667	1	J		ER0	
5	#55037 505AA	1	J		EP0,	LINE, A/C Liquid
					ER0	
6	4741 705	2	J		EP0,	O RING, A/C Liquid Line
					ER0	
-7	4723 029	2			ER0	VALVE, A/C Discharge Line Check
8	5503 6022	2				CLIP, A/C Liquid Line
9	#55037 512AA	1	J		EP0,	CONDENSER, Air Conditioning
					ER0	
10	4596 152	1	J			CLIP, A/C Quick Disconnect
11	#55037 555AB	1				LABEL, Refrigerant
12	5503 6303	1	J		EP0,	BRACKET, Accumulator
					ER0	
13						NUT, (NOT SERVICED)
14	4596 152	1	J			CLIP, A/C Quick Disconnect
15	#55037 508AA	1	J		ER0	ACCUMULATOR, Suction Line
16	4897 614AA	1	J		ER0	SWITCH, A/C Cycling
17	55036 206AB	1				BAND, Accumulator Retaining, Accumulator Support
18						SCREW, (NOT SERVICED)

JEEP WRANGLER (TJ)

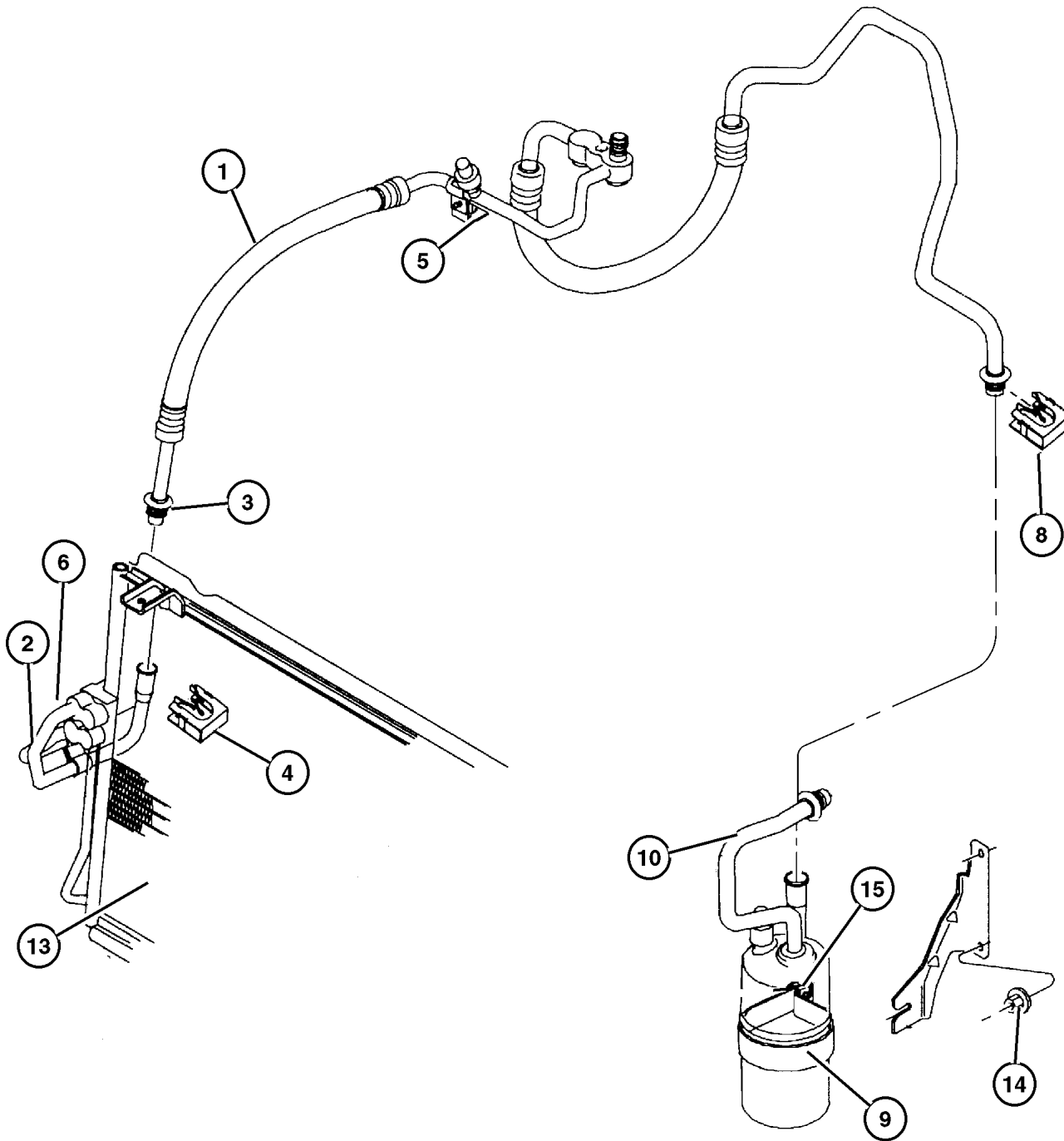
SERIES	LINE	BODY	ENGINE	TRANSMISSION
H=Sport	J = Wrangler 4WD	77=93.4 WB	EPE, EP0 = 2.5L Power Tech	DGG, DGD = 32RH 3 Spd. Auto.
L=SE	U = Wrangler 4WD (RHD)		ERH, ER0 = 4.0L Power Tech	DDQ = 5 Spd. Manual
P=Sahara				DDD = 5 Speed HD Manual
				DG0 = Auto Trans.
				DBB = Manual Trans.
				DD0 = All 5 Speed Manual

AR = Use as required - = Non illustrated part # = New this model year

February 6, 2002

Plumbing, Hevac 4.0L Engine, RHD
Figure 024-240

ITEM	PART NUMBER	QTY	LINE	BODY	ENGINE	DESCRIPTION
Note: Sales Code ER0 = 4.0L Gas Engine ve						
Note: Sales Code EP0 = 2.5L Gas Engine ve						
1	#55037 506AA	1			ER0	LINE, A/C Discharge
2	5503 6292	1	U		EP0, ER0	LINE, A/C Liquid
3	4741 705	2	J		EP0, ER0	O RING, A/C Liquid Line
4	5503 6022	2				CLIP, A/C Liquid Line
5	55036 782AB	2	U		EP0, ER0	RETAINER, A/C Supply Line
6	#55037 510AA	1	U		EP0, ER0	TUBE, A/C Liquid Line
-7	4596 152	2	U			CLIP, A/C Quick Disconnect
8	5503 6304	1	U			BRACKET, Accumulator
9	55036 206AB	1				BAND, Accumulator Retaining, Support
10	55037 442AA	1	U		EP0, ER0	ACCUMULATOR, Suction Line
-11	4723 029	1	U		ER0	VALVE, A/C Discharge Line Check
-12	4596 153	1				CLIP, A/C Quick Disconnect
13	#55037 513AA	1	U		EP0, ER0	CONDENSER, Air Conditioning
14						NUT, (NOT SERVICED)
15						SCREW, (NOT SERVICED)



JEEP WRANGLER (TJ)

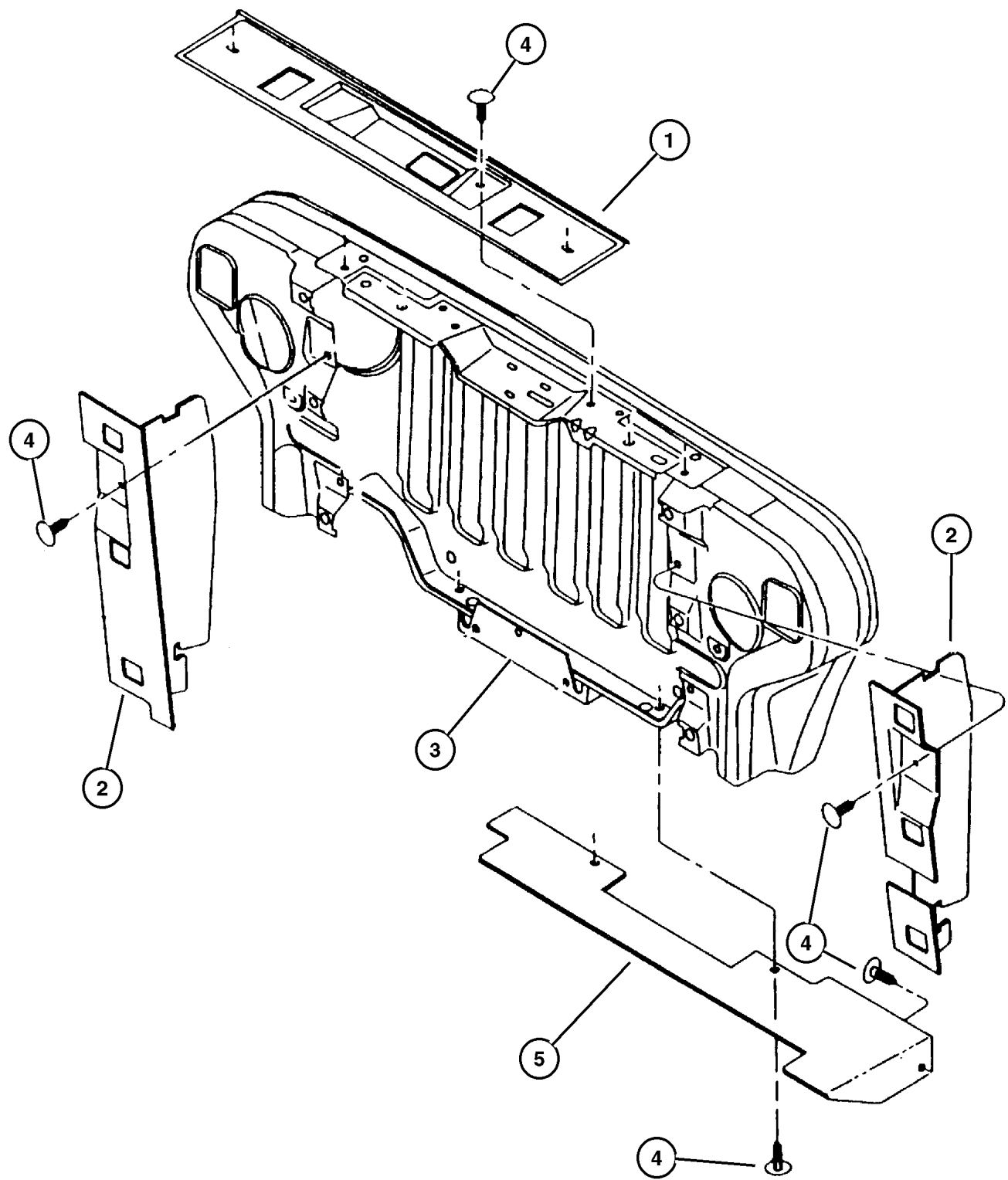
SERIES	LINE	BODY	ENGINE	TRANSMISSION
H=Sport	J = Wrangler 4WD	77=93.4 WB	EPE, EP0 = 2.5L Power Tech	DGG, DGD = 32RH 3 Spd. Auto.
L=SE	U = Wrangler 4WD (RHD)		ERH, ER0 = 4.0L Power Tech	DDQ = 5 Spd. Manual
P=Sahara				DDD = 5 Speed HD Manual
				DG0 = Auto Trans.
				DBB = Manual Trans.
				DD0 = All 5 Speed Manual

AR = Use as required - = Non illustrated part # = New this model year

February 6, 2002

Seals, A/c Condenser
Figure 024-245

ITEM	PART NUMBER	QTY	LINE	BODY	ENGINE	DESCRIPTION
1	5503 6369	1				SEAL, Condenser
2	55036 866AC	1				SEAL, Condenser
3	5503 6867	1				SEAL, Condenser, Condenser to Grille
4	6030 441	12				PIN, Retainer, Push
5	5503 6369	1				SEAL, Condenser, Lower



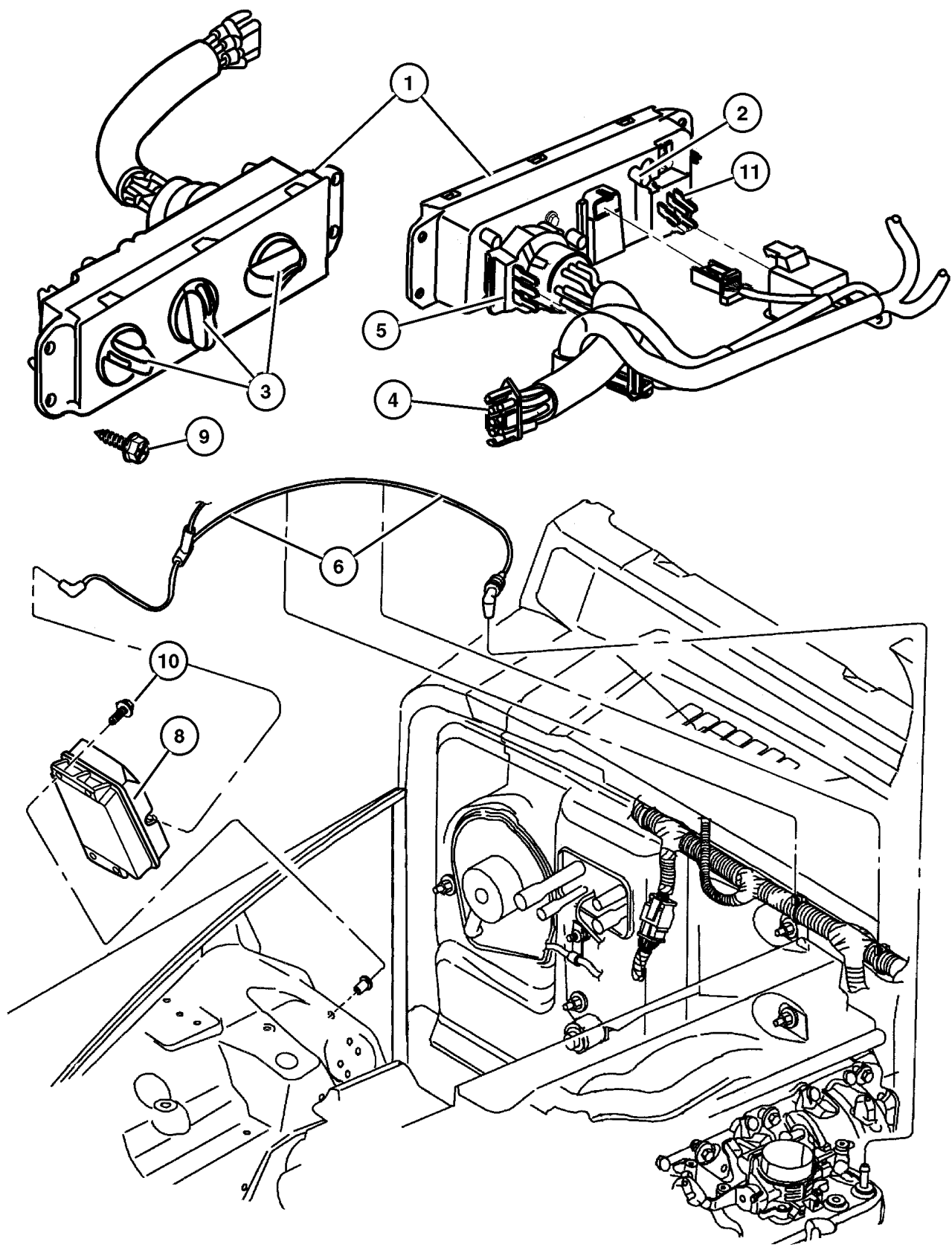
JEEP WRANGLER (TJ)				
SERIES	LINE	BODY	ENGINE	TRANSMISSION
H=Sport	J = Wrangler 4WD	77=93.4 WB	EPE, EP0 = 2.5L Power Tech	DGG, DGD = 32RH 3 Spd. Auto.
L=SE	U = Wrangler 4WD (RHD)		ERH, ER0 = 4.0L Power Tech	DDQ = 5 Spd. Manual
P=Sahara				DDD = 5 Speed HD Manual
				DG0 = Auto Trans.
				DBB = Manual Trans.
				DDO = All 5 Speed Manual

AR = Use as required - = Non illustrated part # = New this model year

February 6, 2002

**Control, Heater And A/c
Figure 024-310**

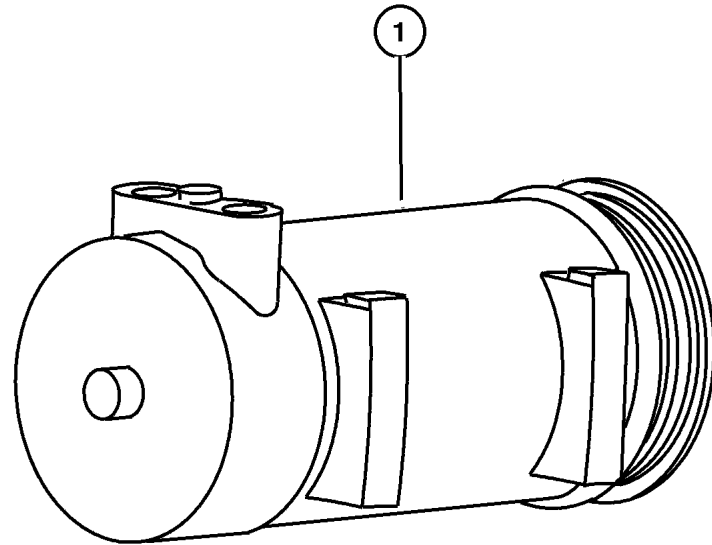
ITEM	PART NUMBER	QTY	LINE	BODY	ENGINE	DESCRIPTION
Note: Sales Code EP0 = 2.5L Gas Engine ve						
Note: Sales Code ER0 = 4.0L Gas Engine ve						
1	55037 472AB	1				CONTROL UNIT, Air Conditiing without A/C
	55037 473AB	1				with A/C
2	5013 829AA	1				BULB, Heater and A/C Control
3	5011 218AB	3				KNOB, A/C And Heater Control - Rotary
4	5013 830AA	1				HARNESS, A/C And Heater Vacuum without A/C
	5013 831AA	1				with A/C
5	5013 832AA	1				SWITCH, A/C and Heater Vacuum without A/C
	5013 833AA	1				with A/C
6	55036 353AC	1	U		EP0	HOSE AND VALVE, Vacuum
	55037 393AC	1	J		EP0	
-7	5503 7314	1	J			CLIP, Vacuum Harness
8	5503 5614	1				RESERVOIR, Vacuum, Cruise Control
9	6034 205	1				SCREW, Pan Head, .19-32x.625
10	6034 949	4				SCREW, M4.2x1.69x19.05
11	5011 214AA	1				SWITCH, Blower Control



JEEP WRANGLER (TJ)

SERIES	LINE	BODY	ENGINE	TRANSMISSION
H=Sport	J = Wrangler 4WD	77=93.4 WB	EPE, EP0 = 2.5L Power Tech	DGG, DGD = 32RH 3 Spd. Auto.
L=SE	U = Wrangler 4WD (RHD)		ERH, ER0 = 4.0L Power Tech	DDQ = 5 Spd. Manual
P=Sahara				DDD = 5 Speed HD Manual
				DG0 = Auto Trans.
				DBB = Manual Trans.
				DD0 = All 5 Speed Manual

Compressor, A/c
Figure 024-410



ITEM	PART NUMBER	QTY	LINE	BODY	ENGINE	DESCRIPTION
Note: Sales Code EP0 = 2.5L Gas Engine ve						
Note: Sales Code ER0 = 4.0L Gas Engine ve						
1						COMPRESSOR, Air Conditioning
	55037 432AA	1			EP0	
	55116 144AB	1			ER0	
-2						CLUTCH, A/C Compressor, Shim Package
	5014 092AA	1			EP0	
	5014 415AA	1			ER0	
-3						COIL, Air Conditioning Clutch
	5003 681AA	1			EP0	
		1			ER0	
-4						PULLEY HUB KIT, A/C Compressor
	4720 834	1			EP0	
		1			ER0	
-5						SNAP RING KIT, A/C Clutch
	5264 454	1			EP0	
		1			ER0	
-6						MANIFOLD KIT, A/C Compressor
	5014 093AA	1			EP0	
	5014 413AA	1			ER0	
-7						SEAL, Manifold To Compressor
	4728 854	1			EP0	
		1			ER0	
-8	8230 0102	1				LUBRICANT, Oil, 75w90

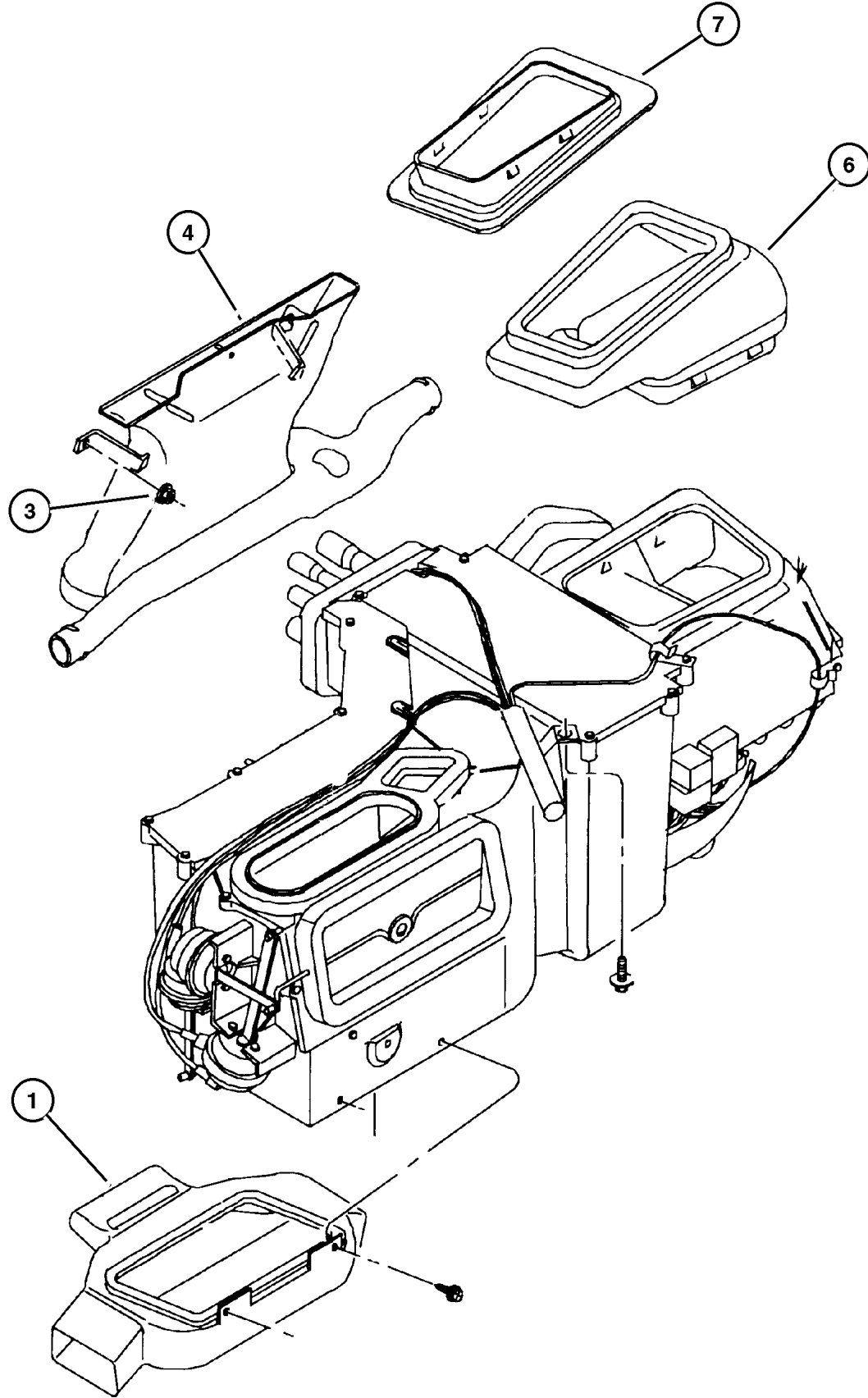
JEEP WRANGLER (TJ)

SERIES	LINE	BODY	ENGINE	TRANSMISSION
H=Sport	J = Wrangler 4WD	77=93.4 WB	EPE, EP0 = 2.5L Power Tech	DGG, DGD = 32RH 3 Spd. Auto.
L=SE	U = Wrangler 4WD (RHD)		ERH, ER0 = 4.0L Power Tech	DDQ = 5 Spd. Manual
P=Sahara				DDD = 5 Speed HD Manual
				DG0 = Auto Trans.
				DBB = Manual Trans.
				DD0 = All 5 Speed Manual

AR = Use as required - = Non illustrated part # = New this model year

February 6, 2002

Ducts, Heater And A/c
Figure 024-610



ITEM	PART NUMBER	QTY	LINE	BODY	ENGINE	DESCRIPTION
1						DUCT, Floor Distribution
	4874 088	1	J			
	4874 089	1	U			
-2						DUCT, A/C Outlet
	5511 5158	1	J			
	5511 5715	1	U			
3	6100 839	2				NUT, Push, M5
4						DUCT, Door Demister
	5511 5576	1	J			
	5511 5577	1	U			
-5						ADAPTER, Demister
	5503 6309	1	J			
	5503 6308	1	U			
6						DUCT, Fresh Air
	55037 540AA	1	J			
	55037 541AA	1	U			
7						COLLAR, Plenum
	55036 474AC	1	J			
	55036 497AC	1	U			

JEEP WRANGLER (TJ)

SERIES	LINE	BODY	ENGINE	TRANSMISSION
H=Sport	J = Wrangler 4WD	77=93.4 WB	EPE, EP0 = 2.5L Power Tech	DGG, DGD = 32RH 3 Spd. Auto.
L=SE	U = Wrangler 4WD (RHD)		ERH, ER0 = 4.0L Power Tech	DDQ = 5 Spd. Manual
P=Sahara				DDD = 5 Speed HD Manual
				DG0 = Auto Trans.
				DBB = Manual Trans.
				DDO = All 5 Speed Manual

AR = Use as required - = Non illustrated part # = New this model year

February 6, 2002

Group – 025

Emission Systems

GROUP 25 - Emission Systems

Illustration Title

Group-Fig. No.

Emission Labels

Emission Labels 2.5L (EPE), 4.0L (ERH) Engine Fig. 025-110

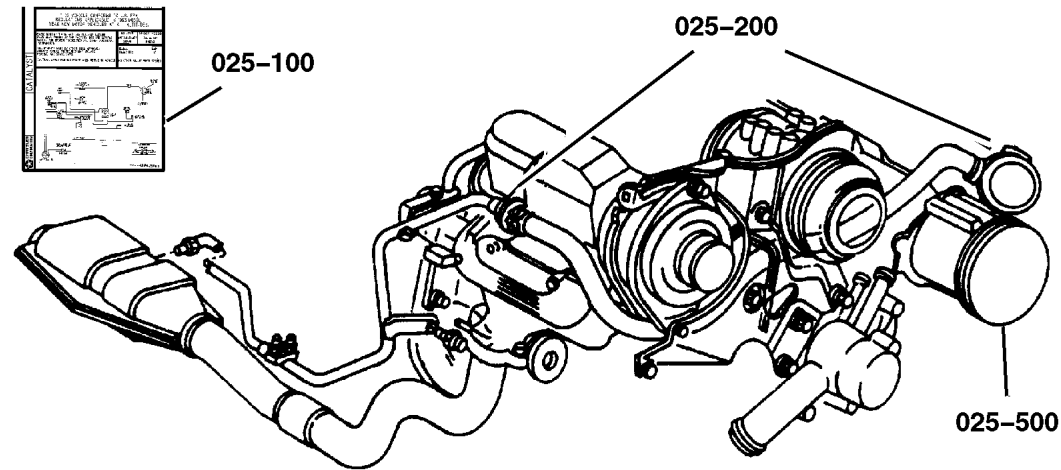
Vacuum Canister

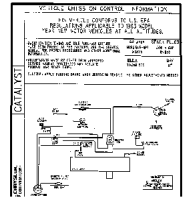
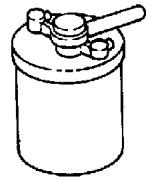
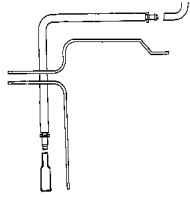
Vacuum Canister Fig. 025-315

Emission Harness

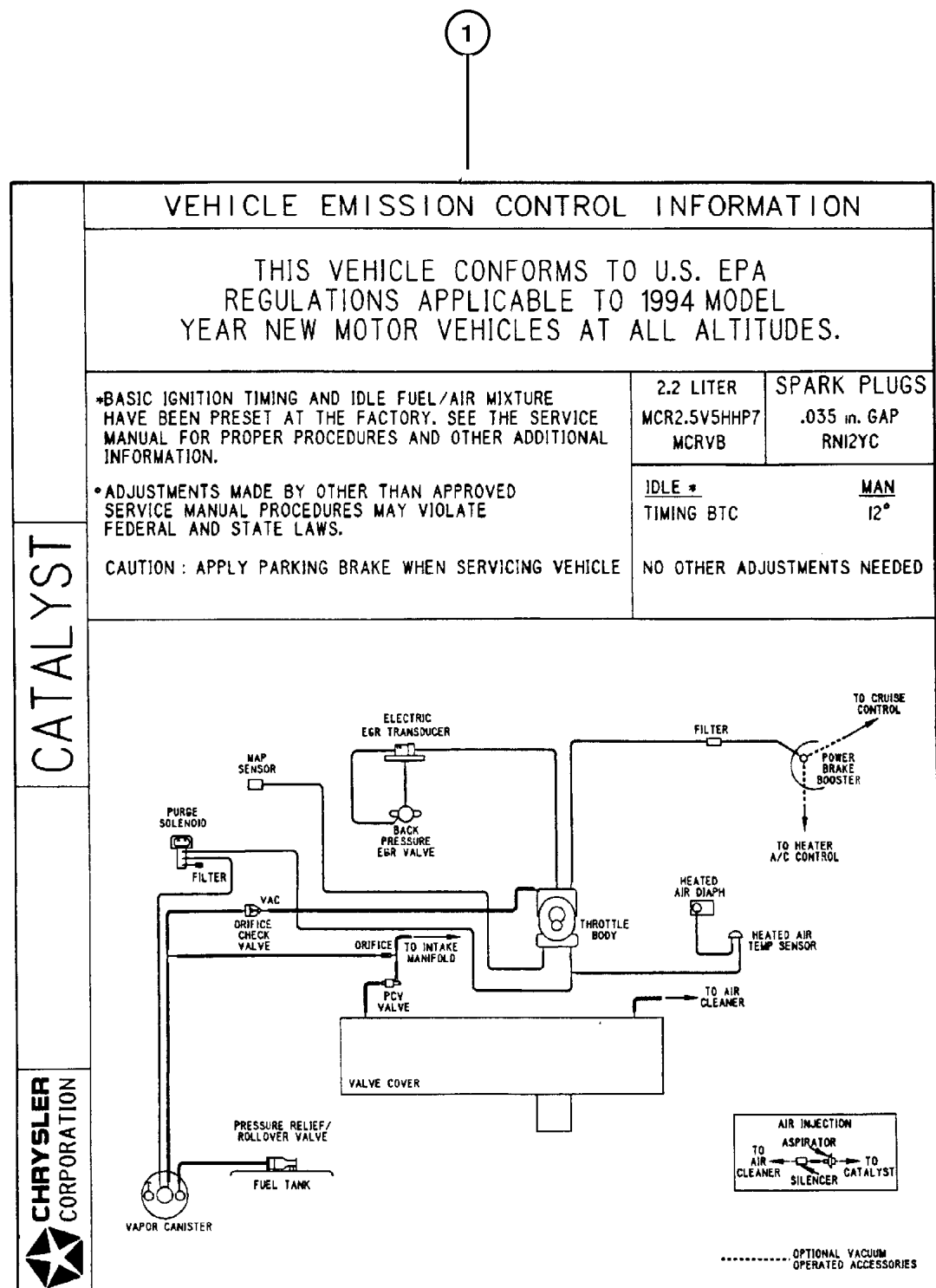
Emission Control Vacuum Harness 2.5L (EPE), 4.0 (ERH) Engine Fig. 025-410

Leak Detection Pump Fig. 025-420



<p>025-100 Emission Labels</p> 	<p>025-300 Vacuum Canister</p> 	<p>025-400 Emission Harness</p> 	
---	---	---	--

**Emission Labels 2.5L (EPE), 4.0L (ERH) Engine
Figure 025-110**

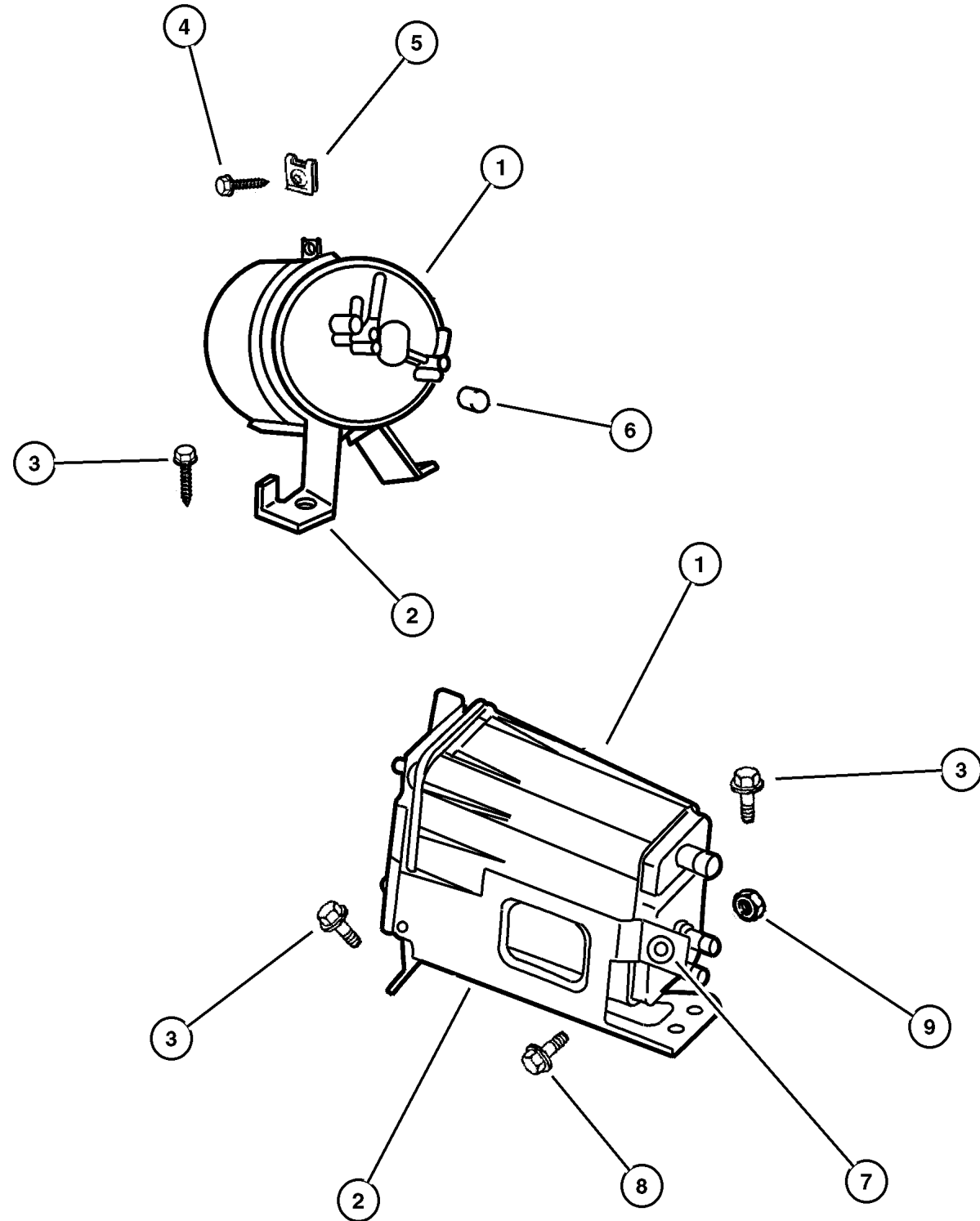


ITEM	PART NUMBER	QTY	LINE	BODY	ENGINE	TRANS	DESCRIPTION
NOTE: EPE=2.5L Power Tech I-4, ERH= 4.0l Power Tech I-6. ve							
1							LABEL, Emission
	#53032 246AA	1			EPE		Federal
	#53032 247AA	1			EPE		Canada
	#53032 248AA	1			EPE		Europe II, Europe III
	#53032 250AA	1			EPE		California
		1			EPE		Northeastern States
	#53032 253AA	1			ERH		Federal
	#53032 254AA	1			ERH		Canada
	#53032 258AA	1			ERH		Europe II
	#53032 259AA	1			ERH		California
		1			ERH		Northeastern States
	#53032 261AA	1			ERH		Europe III

JEEP WRANGLER (TJ)

SERIES	LINE	BODY	ENGINE	TRANSMISSION
H=Sport	J = Wrangler 4WD	77=93.4 WB	EPE, EP0 = 2.5L Power Tech	DGG, DGD = 32RH 3 Spd. Auto.
L=SE	U = Wrangler 4WD (RHD)		ERH, ER0 = 4.0L Power Tech	DDQ = 5 Spd. Manual
P=Sahara				DDD = 5 Speed HD Manual
				DG0 = Auto Trans.
				DBB = Manual Trans.
				DD0 = All 5 Speed Manual

Vacuum Canister
Figure 025-315



ITEM	PART NUMBER	QTY	LINE	BODY	ENGINE	TRANS	DESCRIPTION
------	-------------	-----	------	------	--------	-------	-------------

Note;EPO= All 2.5 Gas Engines, ERO= All 4.0 Gas Engines. ve

1	53031 904AB	1			EPO, ERO		CANISTER, Vapor Europe II, Leaded Gas
	5303 0838	1	U		ERO		Europe III
		1	J		ERO		Europe III
		1			EPO, ERO		Federal, California
2	53013 031AB	1			EPO, ERO		BRACKET, Vapor Canister Federal, California
	53030 617AC	1			EPO, ERO		Europe II, Leaded Gas
	53013 031AB	1	J		ERO		Europe III
	#53013 164AA	1	U		ERO		Europe III
3							SCREW, M6x1.00x20.00, (NOT SERVICED)
4	6035 399	1			EPO, ERO		SCREW, .25-20
5	0153 355	1			EPO, ERO		U-NUT, .25-20
6	4192 074	1			EPO, ERO		CAP, Vapor Canister
7	4669 177	2			EPO, ERO		GROMMET, Air Cleaner Bracket
8	6101 452	1			EPO, ERO		SCREW AND WASHER, Hex Head, M8x1.25x20
9	6101 467	1			EPO, ERO		NUT, Hex Flange, M8x1.25

JEEP WRANGLER (TJ)

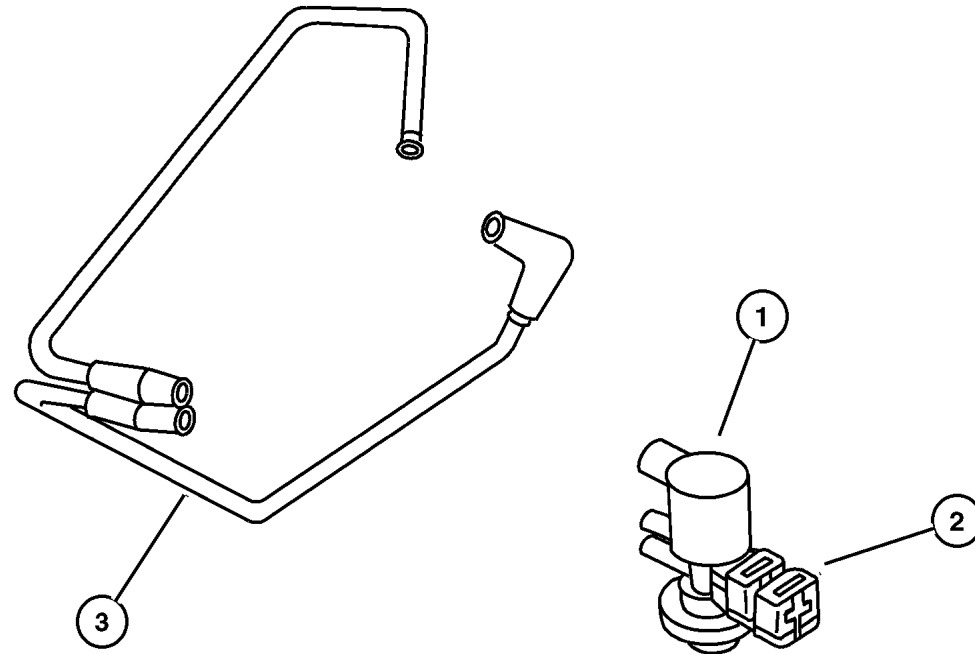
SERIES	LINE	BODY	ENGINE	TRANSMISSION
H=Sport	J = Wrangler 4WD	77=93.4 WB	EPE, EP0 = 2.5L Power Tech	DGG, DGD = 32RH 3 Spd. Auto.
L=SE	U = Wrangler 4WD (RHD)		ERH, ER0 = 4.0L Power Tech	DDQ = 5 Spd. Manual
P=Sahara				DDD = 5 Speed HD Manual
				DG0 = Auto Trans.
				DBB = Manual Trans.
				DD0 = All 5 Speed Manual

AR = Use as required - = Non illustrated part # = New this model year

February 6, 2002

**Emission Control Vacuum Harness 2.5L (EPE), 4.0 (ERH) Engine
Figure 025-410**

ITEM	PART NUMBER	QTY	LINE	BODY	ENGINE	TRANS	DESCRIPTION
NOTE: EP0=All 2.5L Gas Engines ER0=All 4.0L Engines ve							
1	4669 475AB	1			EP0, ER0		SOLENOID, Duty Cycle Purge
2	4796 704	1			EP0, ER0		BRACKET, Duty Cycle Purge Solenoid, w/Bushing
3	4854 163AB	1			ER0		HARNESS, Vacuum Canister Purge [Emissions- Europe II]
	4854 160	1			EP0		Emissions- Europe III
	4854 133AB	1			EP0		Emissions - California
	4854 134AC	1	J		ER0		Emissions - Federal
	#53013 326AA	1	U		ER0		Emissions - EuropeanIII



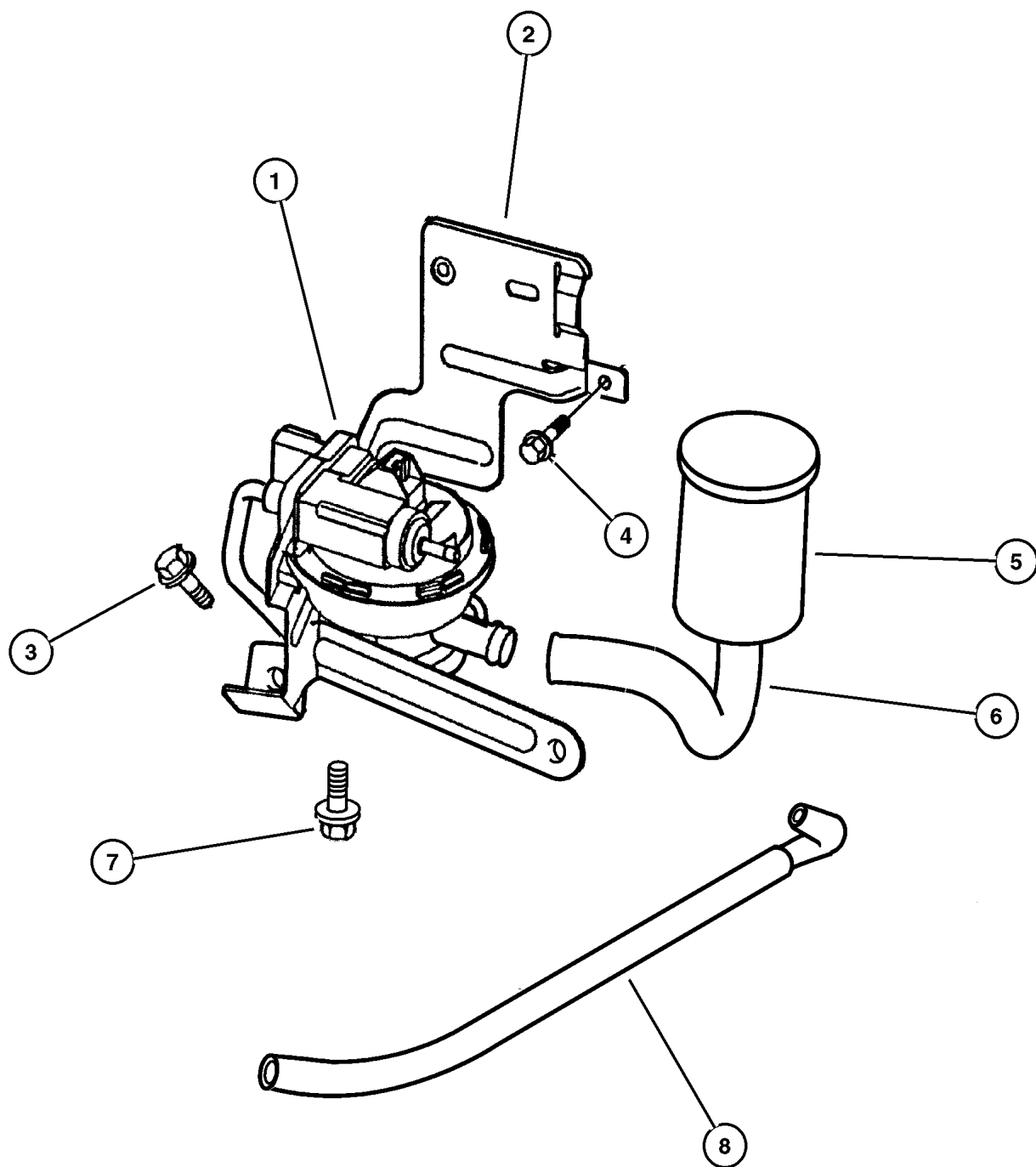
JEEP WRANGLER (TJ)

SERIES	LINE	BODY	ENGINE	TRANSMISSION
H=Sport	J = Wrangler 4WD	77=93.4 WB	EPE, EP0 = 2.5L Power Tech	DGG, DGD = 32RH 3 Spd. Auto.
L=SE	U = Wrangler 4WD (RHD)		ERH, ER0 = 4.0L Power Tech	DDQ = 5 Spd. Manual
P=Sahara				DDD = 5 Speed HD Manual
				DG0 = Auto Trans.
				DBB = Manual Trans.
				DD0 = All 5 Speed Manual

AR = Use as required - = Non illustrated part # = New this model year

February 6, 2002

**Leak Detection Pump
Figure 025-420**



ITEM	PART NUMBER	QTY	LINE	BODY	ENGINE	TRANS	DESCRIPTION
Note; EPO= All 2.5 Gas Engines, ERO= All 4.0 Gas Engines. ve							
1	53013 114AA	1	J		EPO, ERO		PUMP, Leak Detection
2	4854 172	1	J		EPO, ERO		BRACKET, Leak Detection Pump
3							SCREW, M6x1.00x20.00, (NOT SERVICED)
4							SCREW, M6x1.00x11.00, (NOT SERVICED)
5	4612 901	1	J		EPO, ERO		FILTER, Fuel Vapor Vent
6	4854 195	1	J		EPO, ERO		HOSE, Leak Detection Pump
7	6035 482	3	J		EPO, ERO		SCREW, Tapping, .19-16x.375
8	4854 195AC	1	J		EPO, ERO		HOSE, Leak Detection Pump to Canister

JEEP WRANGLER (TJ)

SERIES	LINE	BODY	ENGINE	TRANSMISSION
H=Sport	J = Wrangler 4WD	77=93.4 WB	EPE, EP0 = 2.5L Power Tech	DGG, DGD = 32RH 3 Spd. Auto.
L=SE	U = Wrangler 4WD (RHD)		ERH, ER0 = 4.0L Power Tech	DDQ = 5 Spd. Manual
P=Sahara				DDD = 5 Speed HD Manual
				DG0 = Auto Trans.
				DBB = Manual Trans.
				DD0 = All 5 Speed Manual

AR = Use as required - = Non illustrated part # = New this model year

February 6, 2002

Group – DTJ

Doors and Related Parts

GROUP DTJ - Doors and Related Parts

Illustration Title

Group-Fig. No.

Front Door

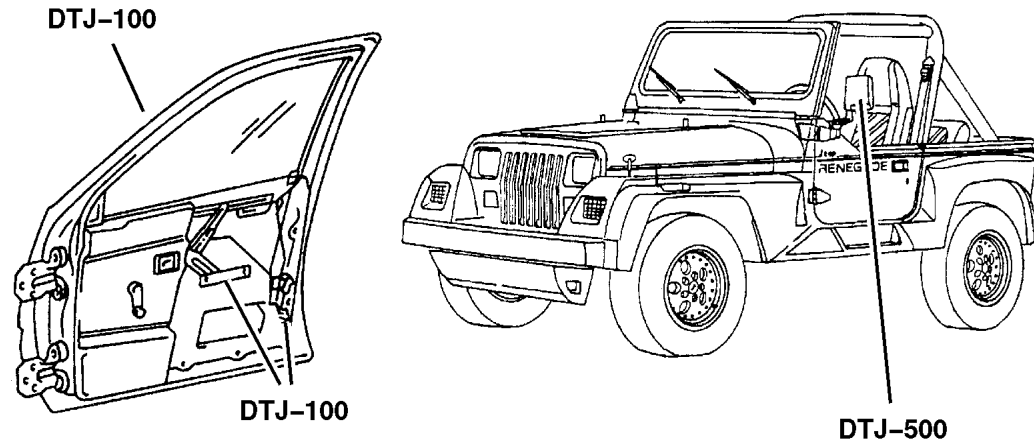
Door, Full Front Shell And Hinges	Fig. DTJ-110
Door, Full Front Glass And Regulator	Fig. DTJ-120
Door, Full Front Lock And Controls	Fig. DTJ-130
Door, Half Front Shell And Hinges	Fig. DTJ-160
Door, Half Front Lock And Controls	Fig. DTJ-170


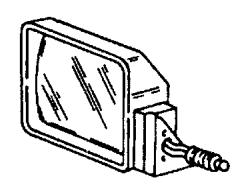
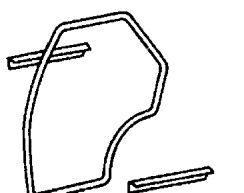
Exterior Mirror

Mirror, Exterior	Fig. DTJ-510
------------------------	--------------

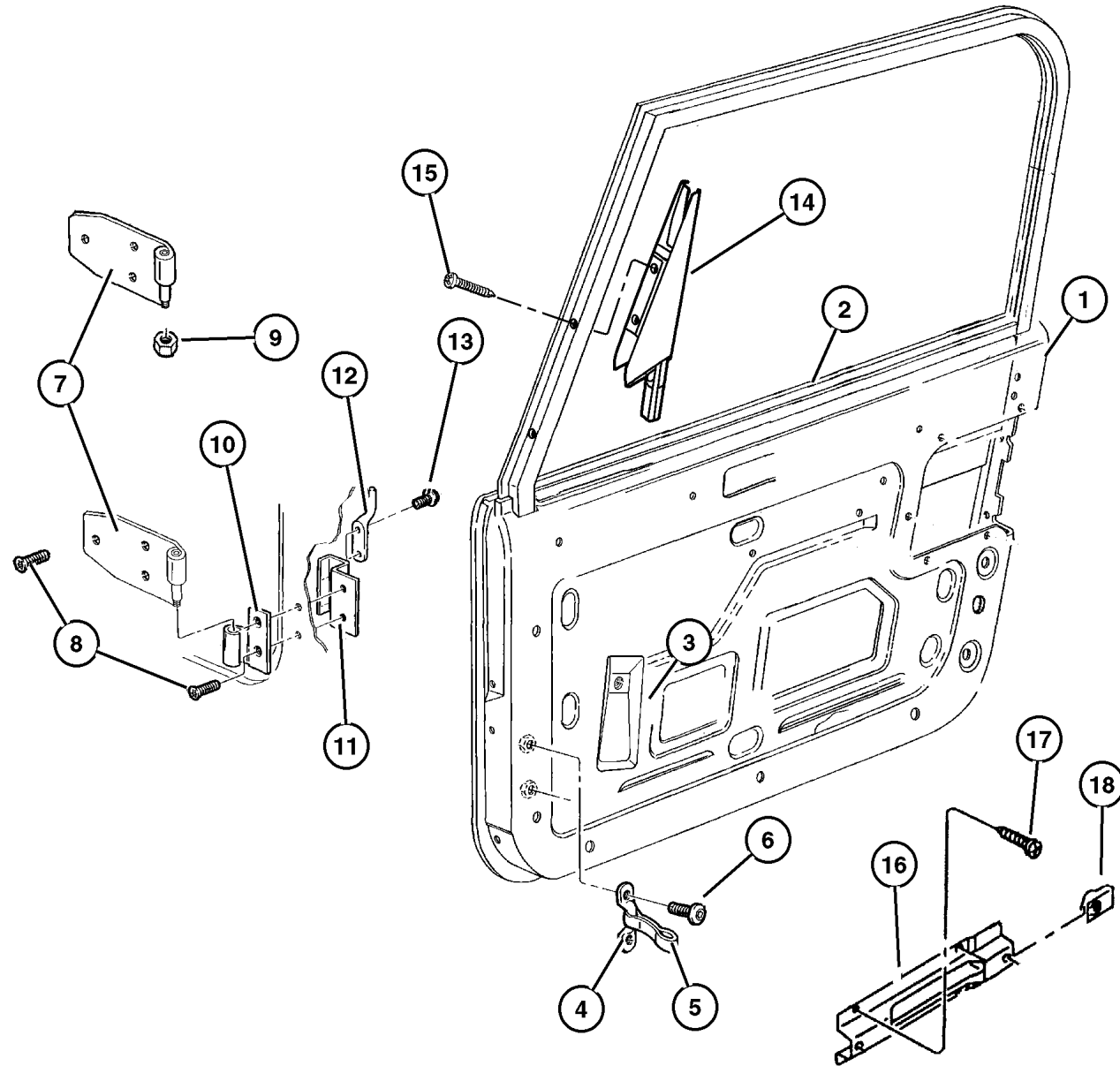
Weatherstrips and Seals

Door Weatherstrips And Runs	Fig. DTJ-610
-----------------------------------	--------------



<p>DTJ-100 Front Door</p> 	<p>DTJ-500 Exterior Mirror</p> 	<p>DTJ-600 Weatherstrips and Seals</p> 	
--	---	--	--

Door, Full Front Shell And Hinges Figure DTJ-110



ITEM	PART NUMBER	QTY	LINE	SERIES	BODY	DESCRIPTION
1						DOOR, Front, Shell
	55176 536AC	1				Right
	55176 537AC	1				Left
2						PANEL, Door Outer
	5517 6540	1				Right
	5517 6541	1				Left
3						WATERSHIELD, Front Door
	55175 786AD	1				Right
	55175 787AD	1				Left
4	5501 3666	2				FOOTMAN LOOP, Hold Down
5	5517 6339	2				CHECK, Front Door
6	6036 102AA	4				SCREW, .19-24.50
7						HINGE, Door Half
	5517 6366	1				Lower Right
	5517 6367	1				Lower Left
	5517 6368	1				Upper Right
	5517 6369	1				Upper Left
8	6504 443	12				SCREW
9	6504 417	4				NUT, Hex, M8x1.25
10						HINGE, Body Half
	55075 560AB	1				Lower Body Half, Right
	55075 561AB	1				Lower Body Half, Left
11	J545 9281	2				TAPPING PLATE, Door Hinge Body Half
12	J545 9286	2				PIN, Restraint Strap
13	6501 979	2				SCREW AND WASHER, Hex Head, M6x1x17
14						PANEL, Door Outer
	55176 568AB	1				Sail, Right
	55176 569AB	1				Sail, Left
15						SCREW, (NOT SERVICED)
16	55175 848AC	2				BRACKET, Grab Handle
17						SCREW, (NOT SERVICED)
18	6504 993AA	4				NUT

JEEP WRANGLER (TJ)

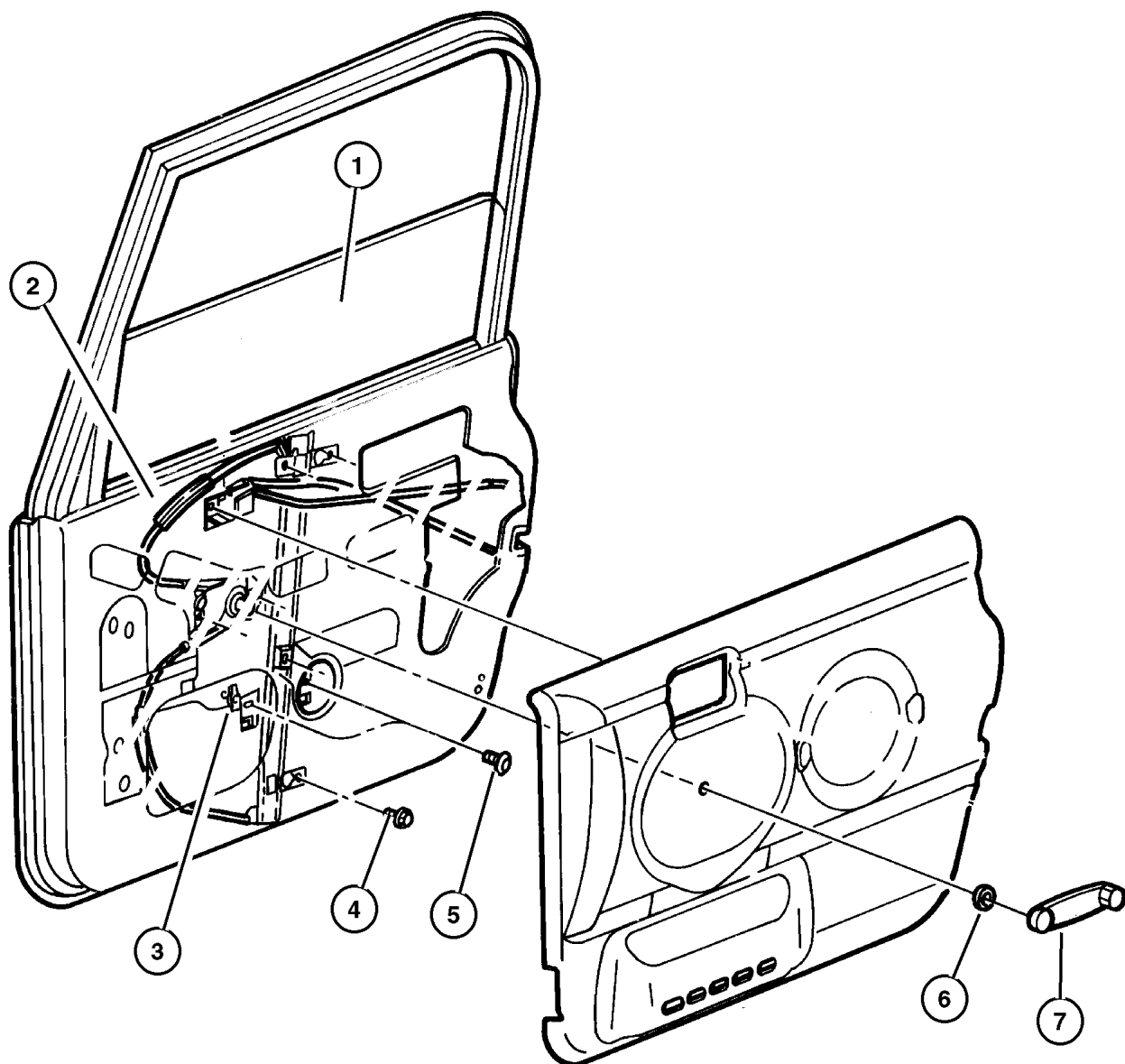
SERIES	LINE	BODY	ENGINE	TRANSMISSION
H=Sport	J = Wrangler 4WD	77=93.4 WB	EPE, EP0 = 2.5L Power Tech	DGG, DGD = 32RH 3 Spd. Auto.
L=SE	U = Wrangler 4WD (RHD)		ERH, ER0 = 4.0L Power Tech	DDQ = 5 Spd. Manual
P=Sahara				DDD = 5 Speed HD Manual
				DG0 = Auto Trans.
				DBB = Manual Trans.
				DDO = All 5 Speed Manual

AR = Use as required - = Non illustrated part # = New this model year

February 6, 2002

**Door, Full Front Glass And Regulator
Figure DTJ-120**

ITEM	PART NUMBER	QTY	LINE	SERIES	BODY	DESCRIPTION
1	5517 5324	1				GLASS, Door, Right
2						REGULATOR, Front Door Window
	5507 6024	1				Right
	5507 6025	1				Left
3	5517 6412	4				GROMMET, Body
4						SCREW, (NOT SERVICED)
5	6035 224	4				SCREW, Pan Head Special, .25x10x.625
6	5507 6218	2				SPACER, Door Handle
7	FW80 PX9	2				HANDLE, Window Regulator, Glass



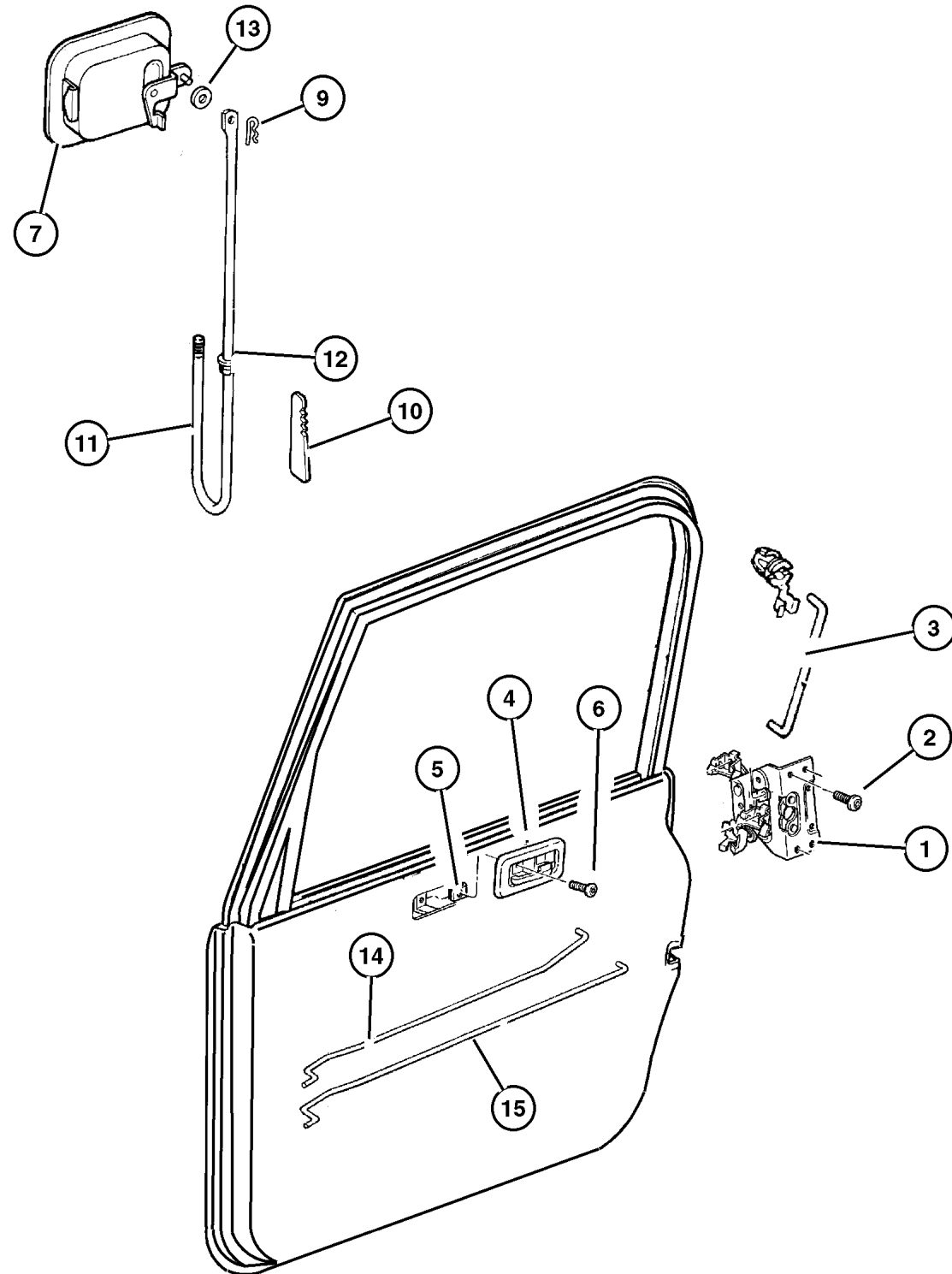
JEEP WRANGLER (TJ)

SERIES	LINE	BODY	ENGINE	TRANSMISSION
H=Sport	J = Wrangler 4WD	77=93.4 WB	EPE, EP0 = 2.5L Power Tech	DGG, DGD = 32RH 3 Spd. Auto.
L=SE	U = Wrangler 4WD (RHD)		ERH, ER0 = 4.0L Power Tech	DDQ = 5 Spd. Manual
P=Sahara				DDD = 5 Speed HD Manual
				DG0 = Auto Trans.
				DBB = Manual Trans.
				DDO = All 5 Speed Manual

AR = Use as required - = Non illustrated part # = New this model year

February 6, 2002

Door, Full Front Lock And Controls
Figure DTJ-130



ITEM	PART NUMBER	QTY	LINE	SERIES	BODY	DESCRIPTION
1						LATCH, Front Door
	55075 990AE	1				Right
	55075 991AE	1				Left
2	6033 876	6				SCREW, Tapping, M6.3x1.8x38.1
3	5507 5989	2				LINK, Latch Locking
4						HANDLE, Inside Release
	55176 476AB	1				Right
	55176 477AB	1				Left
5	6503 998	2				NUT, U Multi Thread, M5 x .80
6	6505 026AA	2				SCREW, M5x16, Remote Control
7						HANDLE, Exterior Door
	55176 382AE	1				Right
	55176 383AE	1				Left
-8	6505 026AA	2				SCREW, M5x16
9	J400 5122	2				PIN, Hitch
10	5507 6221	4				KEEPER, Outside Handle
11						LINK, Latch Release
	5507 5992	1				Exterior Handle to Latch, Right
	5507 5993	1				Exterior Handle to Latch, Left
12	5517 6399	2				BUSHING, Door Handle
13						WASHER, (NOT SERVICED)
14						LINK, Door Latch
	55176 628AB	1				Right
	55176 629AB	1				Left
15						LINK, Door Latch
	5517 6630	1				Right
	5517 6631	1				Left

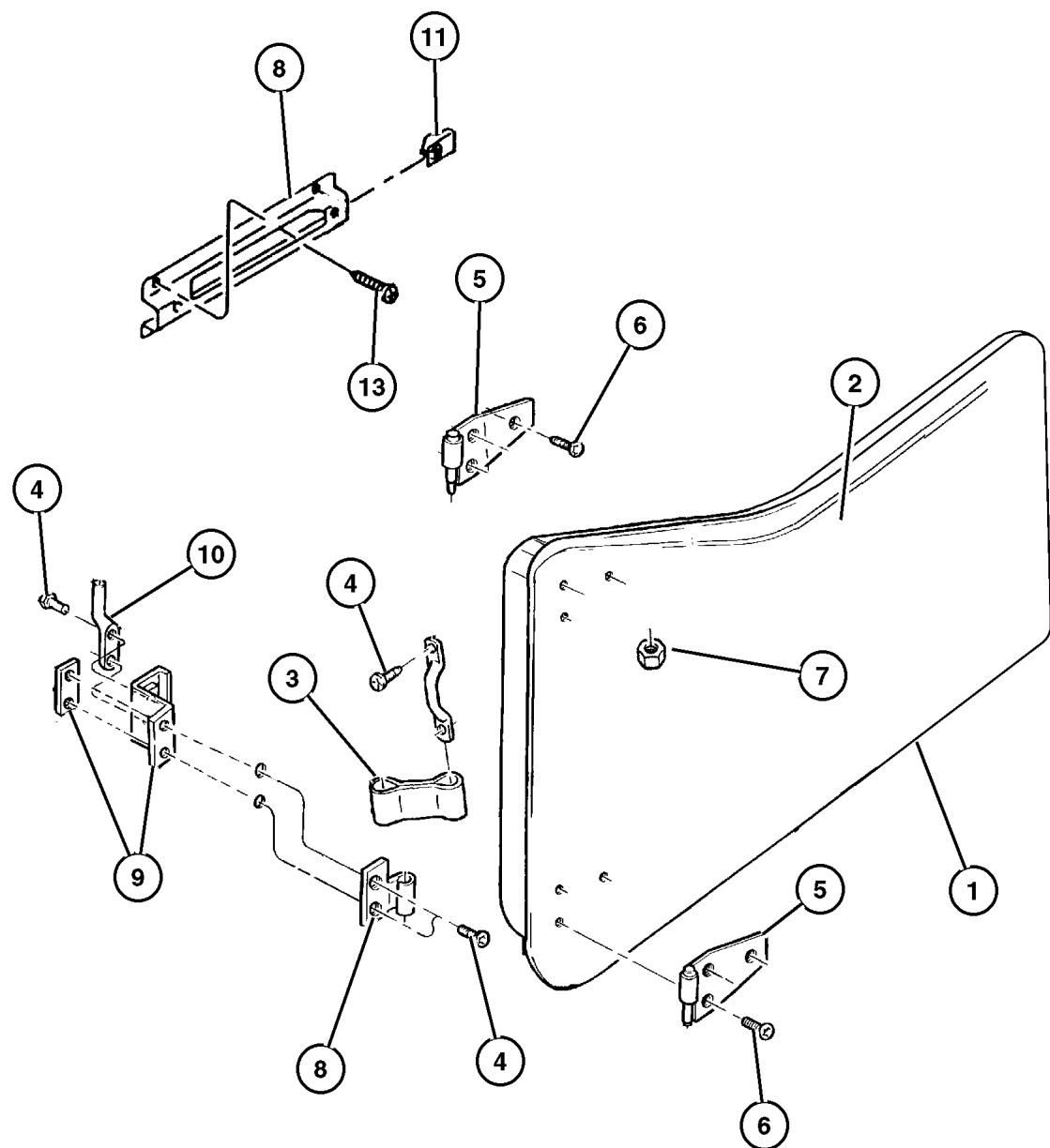
JEEP WRANGLER (TJ)

SERIES	LINE	BODY	ENGINE	TRANSMISSION
H=Sport	J = Wrangler 4WD	77=93.4 WB	EPE, EP0 = 2.5L Power Tech	DGG, DGD = 32RH 3 Spd. Auto.
L=SE	U = Wrangler 4WD (RHD)		ERH, ER0 = 4.0L Power Tech	DDQ = 5 Spd. Manual
P=Sahara				DDD = 5 Speed HD Manual
				DG0 = Auto Trans.
				DBB = Manual Trans.
				DDO = All 5 Speed Manual

AR = Use as required - = Non illustrated part # = New this model year

February 6, 2002

Door, Half Front Shell And Hinges Figure DTJ-160



ITEM	PART NUMBER	QTY	LINE	SERIES	BODY	DESCRIPTION
1						DOOR, Front
	55174 846AB	1				Right
	55174 847AB	1				Left
2						PANEL, Door Outer
	5517 5196	1				Right
	5517 5197	1				Left
3	5517 6339	2				CHECK, Front Door
4	6035 757	8				SCREW
5						HINGE, Door Half
	5517 6366	1				Lower, Right
	5517 6367	1				Lower, Left
	5517 6368	1				Upper, Right
	5517 6369	1				Upper, Left
6	6504 443	12				SCREW
7	6504 417	4				NUT, Hex, M8x1.25
8						HINGE, Body Half
	55075 560AB	1				Lower Body Half, Right
	55075 561AB	1				Lower Body Half, Left
9	J545 9281	2				TAPPING PLATE, Door Hinge Body Half
10	J545 9286	2				PIN, Restraint Strap
11	6504 993AA	4				NUT
-12	55175 849AC	2				BRACKET, Grab Handle
13						SCREW, (NOT SERVICED)

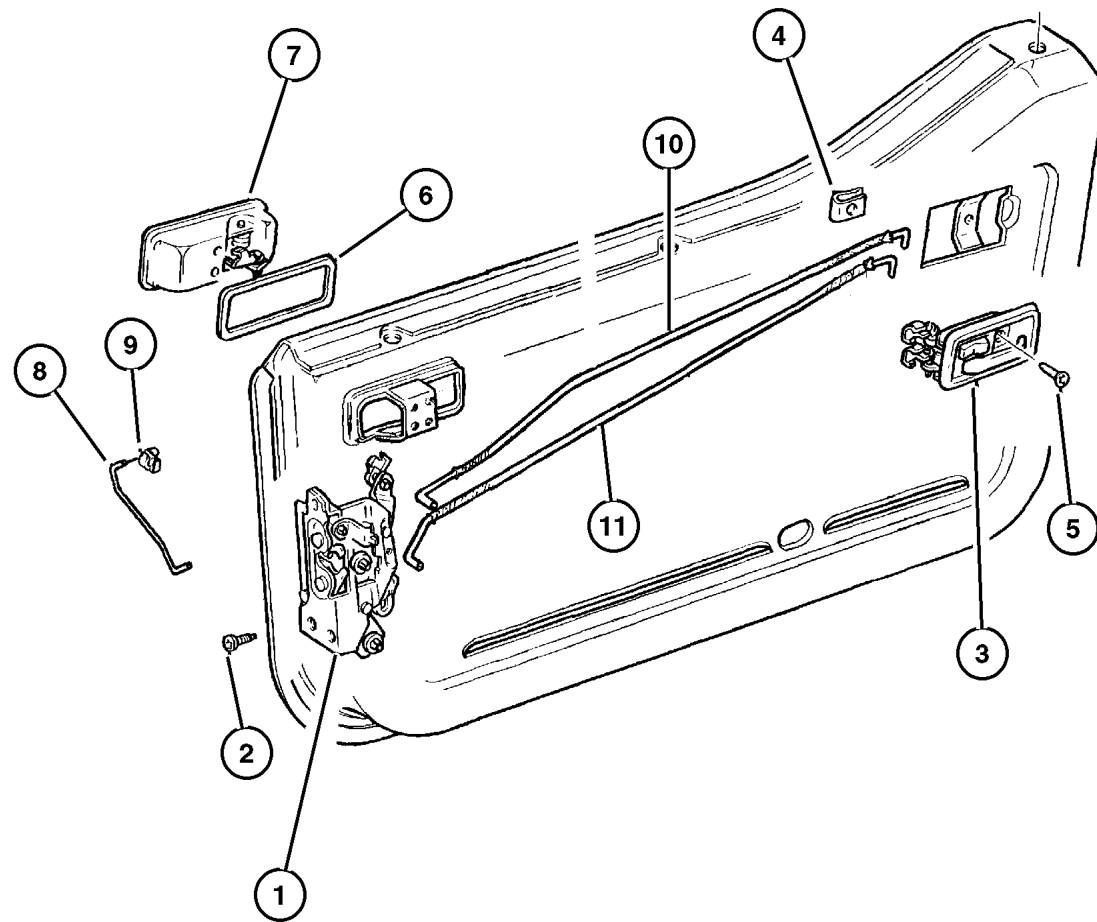
JEEP WRANGLER (TJ)

SERIES	LINE	BODY	ENGINE	TRANSMISSION
H=Sport	J = Wrangler 4WD	77=93.4 WB	EPE, EP0 = 2.5L Power Tech	DGG, DGD = 32RH 3 Spd. Auto.
L=SE	U = Wrangler 4WD (RHD)		ERH, ER0 = 4.0L Power Tech	DDQ = 5 Spd. Manual
P=Sahara				DDD = 5 Speed HD Manual
				DG0 = Auto Trans.
				DBB = Manual Trans.
				DD0 = All 5 Speed Manual

AR = Use as required - = Non illustrated part # = New this model year

February 6, 2002

Door, Half Front Lock And Controls
Figure DTJ-170



ITEM	PART NUMBER	QTY	LINE	SERIES	BODY	DESCRIPTION
1						LATCH, Front Door
	55075 982AB	1				Right
	55075 983AB	1				Left
2	6033 876	6				SCREW, Tapping, M6.3x1.8x38.1, Latch
3						HANDLE, Inside Release
	55176 476AB	1				Right
	55176 477AB	1				Left
4	55075 974AB	2				LINK, Latch Locking
5	6505 026AA	2				SCREW, M5x16
6	J374 3608	2				SEAL, Handle, Exterior Handle
7						HANDLE, Exterior Door
	55176 548AB	1				Right
	55176 549AB	1				Left
8						LINK, Latch Release
	5507 5976	1				Right
	5507 5977	1				Left
9	6503 998	2				NUT, U Multi Thread, M5 x .80
10						LINK, Door Latch
	5517 6626	1				Right
	5517 6627	1				Left
11						LINK, Door Latch
	5517 6624	1				Right
	5517 6625	1				Left

JEEP WRANGLER (TJ)

SERIES	LINE	BODY	ENGINE	TRANSMISSION
H=Sport	J = Wrangler 4WD	77=93.4 WB	EPE, EP0 = 2.5L Power Tech	DGG, DGD = 32RH 3 Spd. Auto.
L=SE	U = Wrangler 4WD (RHD)		ERH, ER0 = 4.0L Power Tech	DDQ = 5 Spd. Manual
P=Sahara				DDD = 5 Speed HD Manual
				DG0 = Auto Trans.
				DBB = Manual Trans.
				DD0 = All 5 Speed Manual

AR = Use as required - = Non illustrated part # = New this model year

February 6, 2002

Mirror, Exterior
Figure DTJ-510



ITEM	PART NUMBER	QTY	LINE	SERIES	BODY	DESCRIPTION
ve						
Note: Sales Code GSE = Mirror Right ve						
Note: Sales Code GRE = Mirror Left ve						
Note: Sales Code GSV = Mirror Right Manual ve						
Note: Sales Code GRV = Mirror Left Manual ve						
1						MIRROR, Outside Rearview
	5515 4880	1				GSE, Right
	5515 4881	1				GSE, Left
	5515 4882	1	J			GSV, Right
	5515 4883	1	J			GRV, Left
	5515 5588	1	J			Middle East, Right
	5515 5589	1	J			Middle East, Left
2	6034 566	6				SCREW, Tapping Flange Head, .25-20x.875, Mirror

JEEP WRANGLER (TJ)

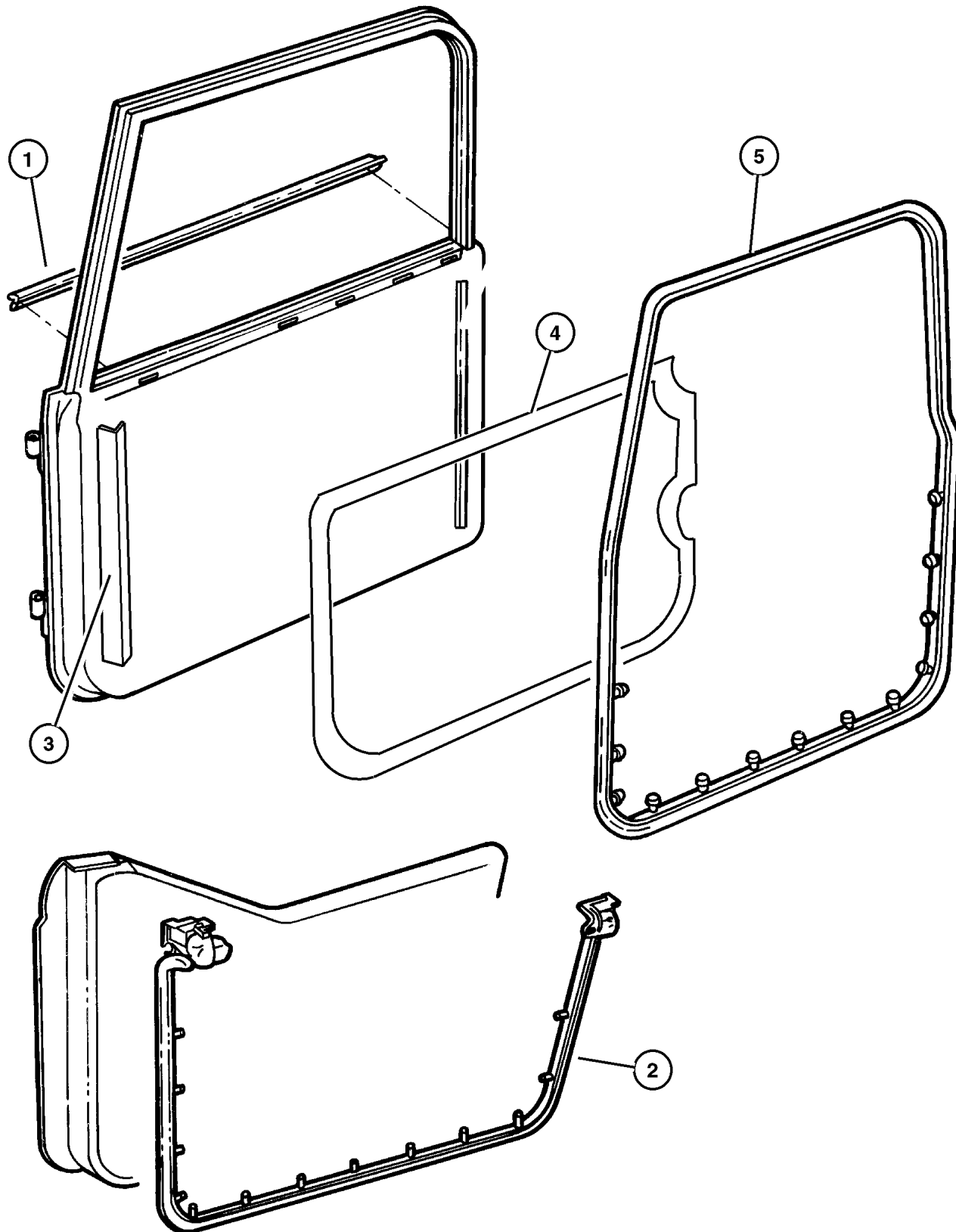
SERIES	LINE	BODY	ENGINE	TRANSMISSION
H=Sport	J = Wrangler 4WD	77=93.4 WB	EPE, EP0 = 2.5L Power Tech	DGG, DGD = 32RH 3 Spd. Auto.
L=SE	U = Wrangler 4WD (RHD)		ERH, ER0 = 4.0L Power Tech	DDQ = 5 Spd. Manual
P=Sahara				DDD = 5 Speed HD Manual
				DG0 = Auto Trans.
				DBB = Manual Trans.
				DD0 = All 5 Speed Manual

AR = Use as required - = Non illustrated part # = New this model year

February 6, 2002

Door Weatherstrips And Runs
Figure DTJ-610

ITEM	PART NUMBER	QTY	LINE	SERIES	BODY	DESCRIPTION
1	55176 564AC	1				WEATHERSTRIP, Door Belt Right
	55176 565AC	1				Left
2	55177 258AB	1				WEATHERSTRIP, Front Door Right
	55177 259AB	1				Left
3	55175 226AB	2				WEATHERSTRIP, Glass Channel Run Weatherstrip
	55175 750AB	2				Channel
4	55175 786AD	1				WATERSHIELD, Front Door Right
	55175 787AD	1				Left
5	55177 260AB	1				WEATHERSTRIP, Front Door Right
	55177 261AB	1				Left



JEEP WRANGLER (TJ)

SERIES	LINE	BODY	ENGINE	TRANSMISSION
H=Sport	J = Wrangler 4WD	77=93.4 WB	EPE, EP0 = 2.5L Power Tech	DGG, DGD = 32RH 3 Spd. Auto.
L=SE	U = Wrangler 4WD (RHD)		ERH, ER0 = 4.0L Power Tech	DDQ = 5 Spd. Manual
P=Sahara				DDD = 5 Speed HD Manual
				DG0 = Auto Trans.
				DBB = Manual Trans.
				DDO = All 5 Speed Manual

AR = Use as required - = Non illustrated part # = New this model year

February 6, 2002

Group – ETJ

Exterior Ornamentation

GROUP ETJ - Exterior Ornamentation

Illustration Title

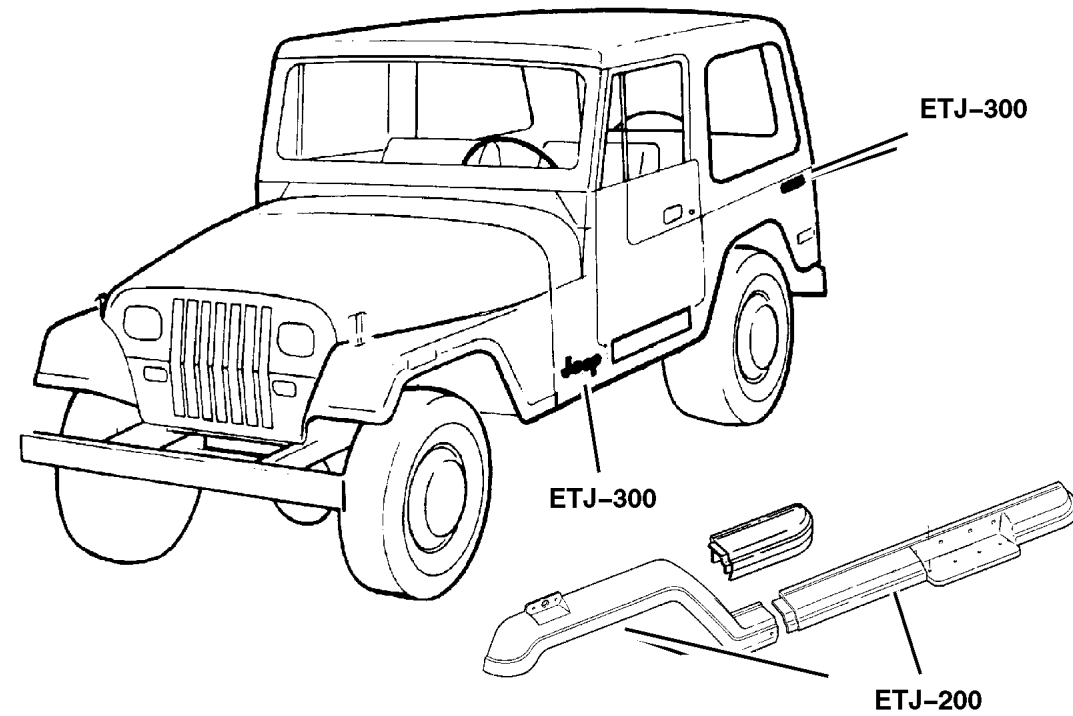
Group-Fig. No.

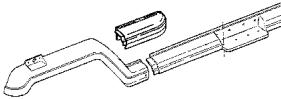
Moldings and Ornamentation

Moldings Fig. ETJ-210

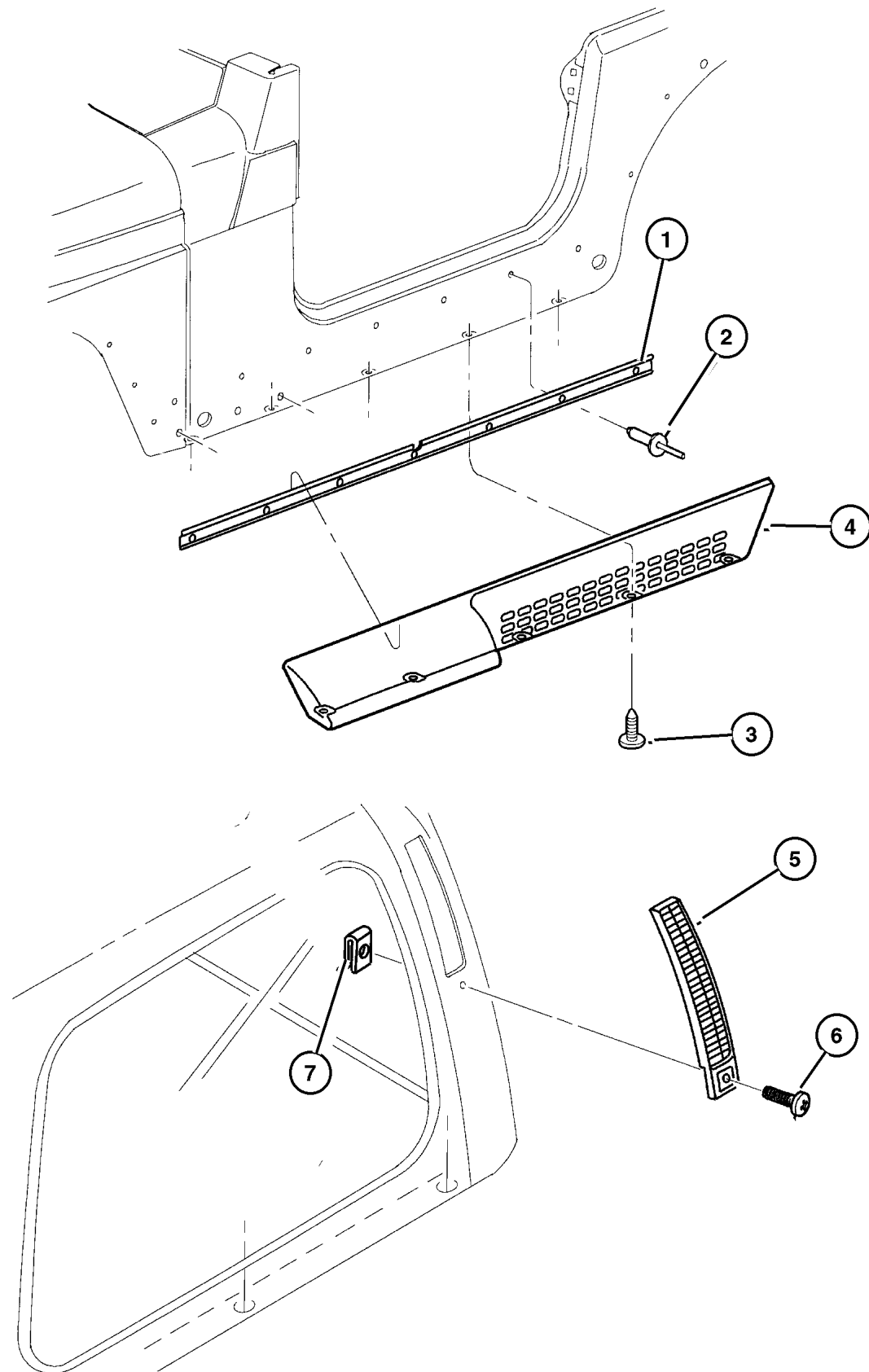
Decals and Tapestripes

Decals Fig. ETJ-310



<p>ETJ-200 Moldings and Ornamentation</p> 	<p>ETJ-300 Decals and Tapestripes</p> <p>JEEP</p> <p>WRANGLER</p>		
--	--	--	--

Mouldings Figure ETJ-210



ITEM	PART NUMBER	QTY	LINE	SERIES	BODY	DESCRIPTION
1	55174 995AB	2		P		RAIL, Sill Molding Hanger
2	3420 1597	14		P		RIVET, Dome Head Blind, .1875x.625
3	6030 441	2	J			PIN, Retainer
4	5DS7 6TX8	1		P		MOLDING, Body Side, Service Dealer Paint Lower Sill, Right
	5DS7 7TX8	1		P		Lower Sill, Left
5	5503 6306	1				EXHAUSTER, Front Door Right
	5503 6307	1				Left
6						SCREW, (NOT SERVICED)
7						NUT, (NOT SERVICED)
-8	5515 5566	2				PROTECTOR, Door Opening

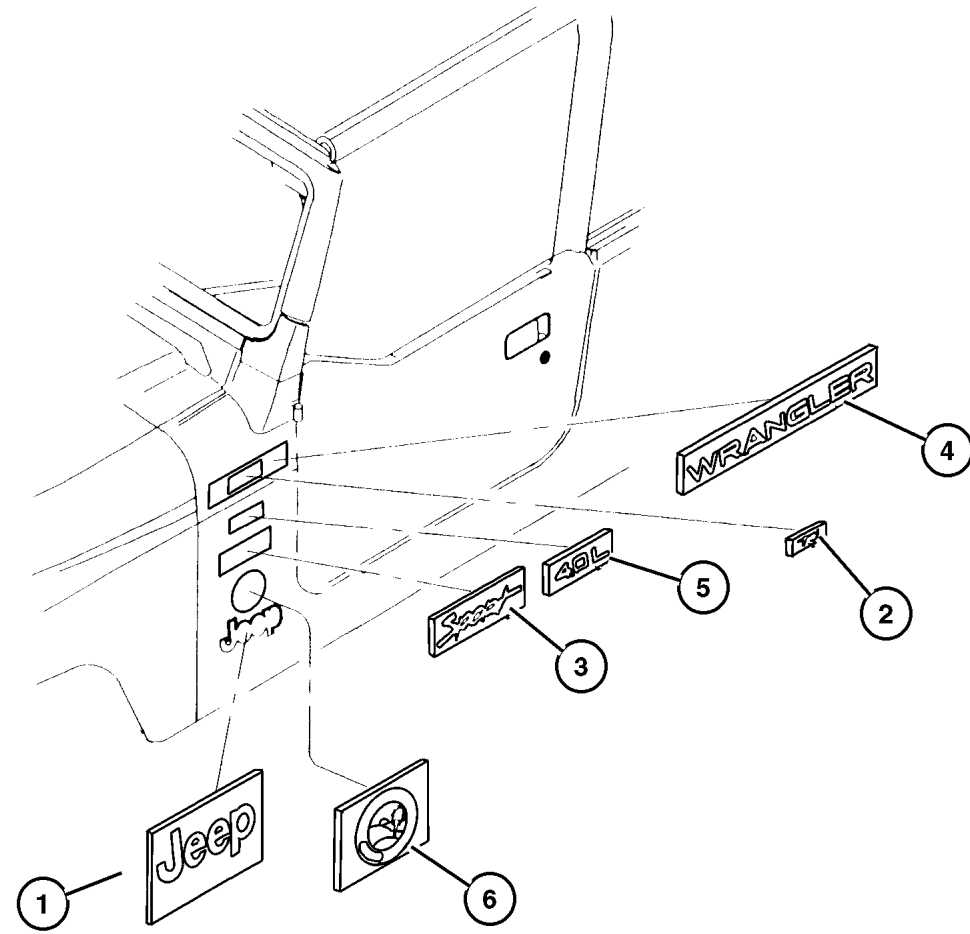
JEEP WRANGLER (TJ)

SERIES	LINE	BODY	ENGINE	TRANSMISSION
H=Sport	J = Wrangler 4WD	77=93.4 WB	EPE, EP0 = 2.5L Power Tech	DGG, DGD = 32RH 3 Spd. Auto.
L=SE	U = Wrangler 4WD (RHD)		ERH, ER0 = 4.0L Power Tech	DDQ = 5 Spd. Manual
P=Sahara				DDD = 5 Speed HD Manual
				DG0 = Auto Trans.
				DBB = Manual Trans.
				DD0 = All 5 Speed Manual

AR = Use as required - = Non illustrated part # = New this model year

February 6, 2002

Decals
Figure ETJ-310



ITEM	PART NUMBER	QTY	LINE	SERIES	BODY	DESCRIPTION
1						DECAL, Bodyside, JEEP
	5FC8 4TA2	2				[KWP]
	5FC8 4TA9	2				[KWR]
2						DECAL
	5FE5 6TA2	2	J			[KVP]
	5FE5 6TA9	2	J			[KVR]
3						DECAL, Bodyside, SPORT
	5FC8 1HA2	2				[KFP]
	5FC8 1HA9	2				[KFR]
4						DECAL, Bodyside, Wrangler
	5FC8 3TA2	2				[KXP]
	5FC8 3TA9	2				[KXR]
5						DECAL, 4.0L High Output
	5FC8 5TA2	2				[KYP]
	5FC8 5TA9	2				[KYR]
6	5FE5 2WGK	2				DECAL, Sahara, [KBT]
-7	5515 5566	2				PROTECTOR, Door Opening, Lower Door

JEEP WRANGLER (TJ)

SERIES	LINE	BODY	ENGINE	TRANSMISSION
H=Sport	J = Wrangler 4WD	77=93.4 WB	EPE, EP0 = 2.5L Power Tech	DGG, DGD = 32RH 3 Spd. Auto.
L=SE	U = Wrangler 4WD (RHD)		ERH, ER0 = 4.0L Power Tech	DDQ = 5 Spd. Manual
P=Sahara				DDD = 5 Speed HD Manual
				DG0 = Auto Trans.
				DBB = Manual Trans.
				DD0 = All 5 Speed Manual

AR = Use as required - = Non illustrated part # = New this model year

February 6, 2002

Group – ITJ

Interior Trim

GROUP ITJ - Interior Trim

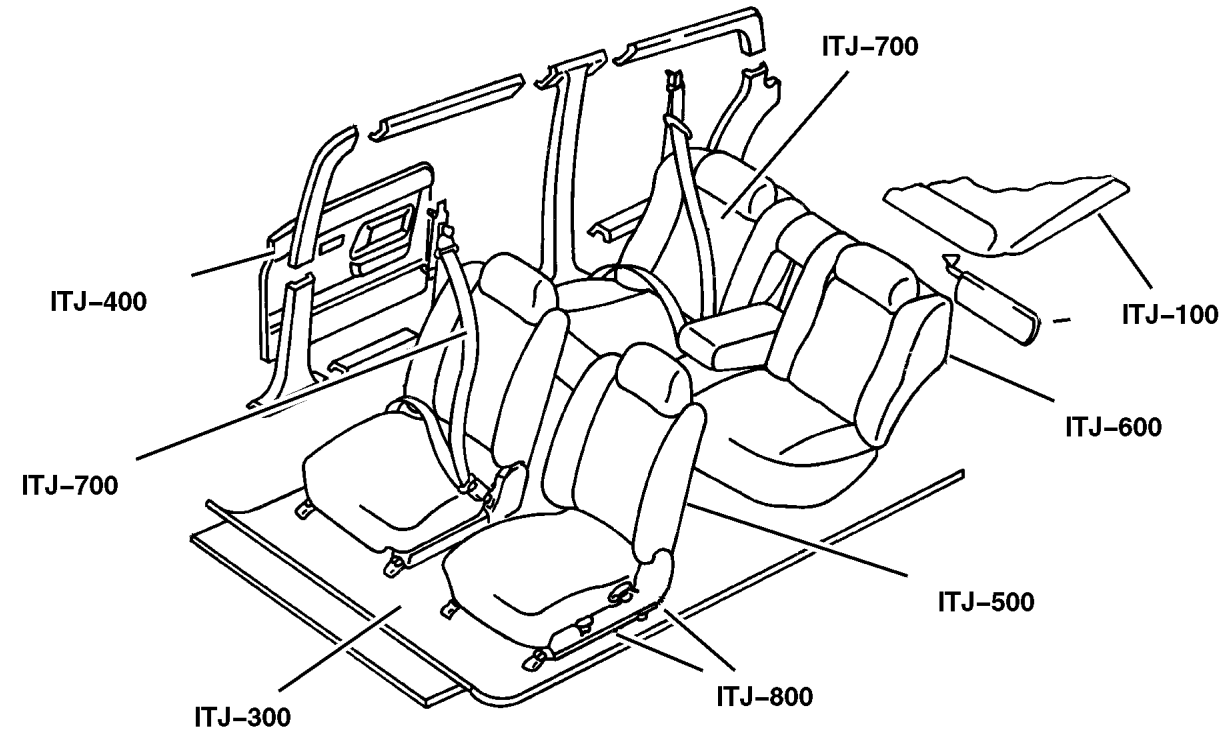


Illustration Title

Group-Fig. No.

Headliner and Visor

Sunvisors Fig. ITJ-110

Carpet and Tonneau Cover

Carpets And Interior Trim Panels Fig. ITJ-310

Door Trim Panels- Front and Sliding

Door Trim Panels Half Doors & Full Doors Fig. ITJ-410

Front Seats and Attaching Parts

Front Seats Fig. ITJ-510

Rear Seats and Attaching Parts

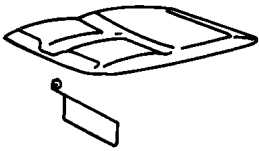

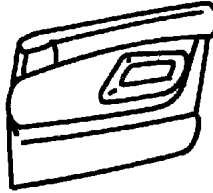


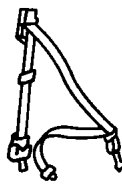
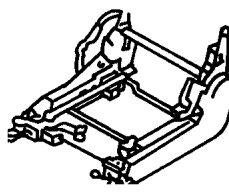
Seat Assemblies, Seat Covers Rear Seat Fig. ITJ-610

Seat Belts-Front and Rear

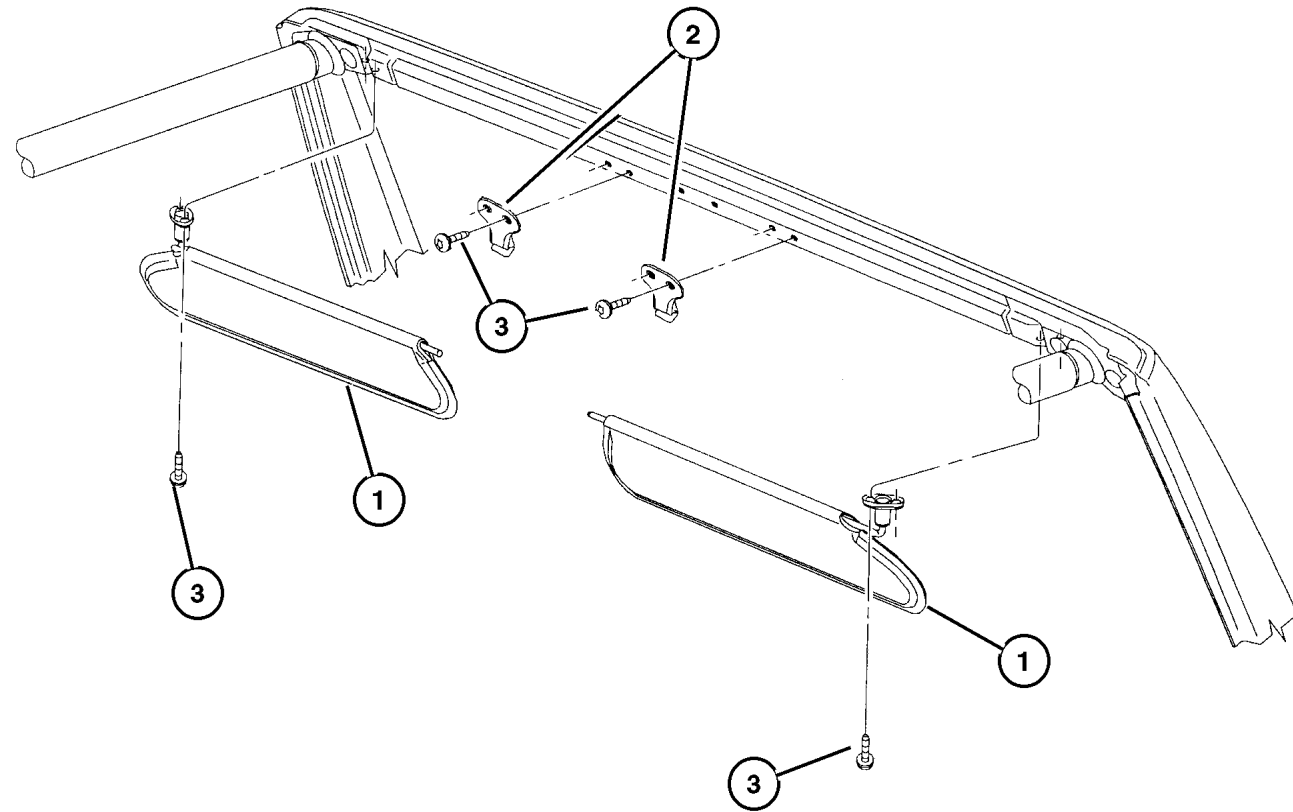
Seat Belts Fig. ITJ-710

Adjusters, Covers, Shields, and Risers

Seat Assemblies, Adjusters, Recliners Fig. ITJ-810

<p>ITJ-100 Headliner and Visor</p> 	<p>ITJ-300 Carpet and Tonneau Cover</p> 	<p>ITJ-400 Door Trim Panels- Front and Sliding</p> 	<p>ITJ-500 Front Seats and Attaching Parts</p> 
<p>ITJ-600 Rear Seats and Attaching Parts</p> 	<p>ITJ-700 Seat Belts-Front and Rear</p> 	<p>ITJ-800 Adjusters, Covers, Shields, and Risers</p> 	

**Sunvisors
Figure ITJ-110**



ITEM	PART NUMBER	QTY	LINE	SERIES	BODY	TRIM	DESCRIPTION
1							VISOR
	5EP34 LAZAE	1	J				[AZ, K5], Right
	5EP34 RK5AE	1	J				[KG], Right
	5EP35 LAZAE	1	J				[AZ, K5], Left
	5EP35 RK5AE	1	J				[KG], Left
	5FP02 LAZAE	1	U				[AZ, K5], Right
	5FP02 RK5AE	1	U				[KG], Right
	5FP03 LAZAE	1	U				[AZ, K5], Left
	5FP03 RK5AE	1	U				[KG], Left
2	55217 264AB	2					SUPPORT, Visor
3							SCREW, .164-18x.75, (NOT SERVICED)
-4							LABEL, Transfer Case Shift, (NOT REQUIRED)
-5							LABEL, Airbag, (NOT REQUIRED)
-6							LABEL, Air Bag Warning
	55315 001AA	1	J				CANADA, Passenger Airbag Disarm Warning
	55350 848AA	2	J				English/French

JEEP WRANGLER (TJ)

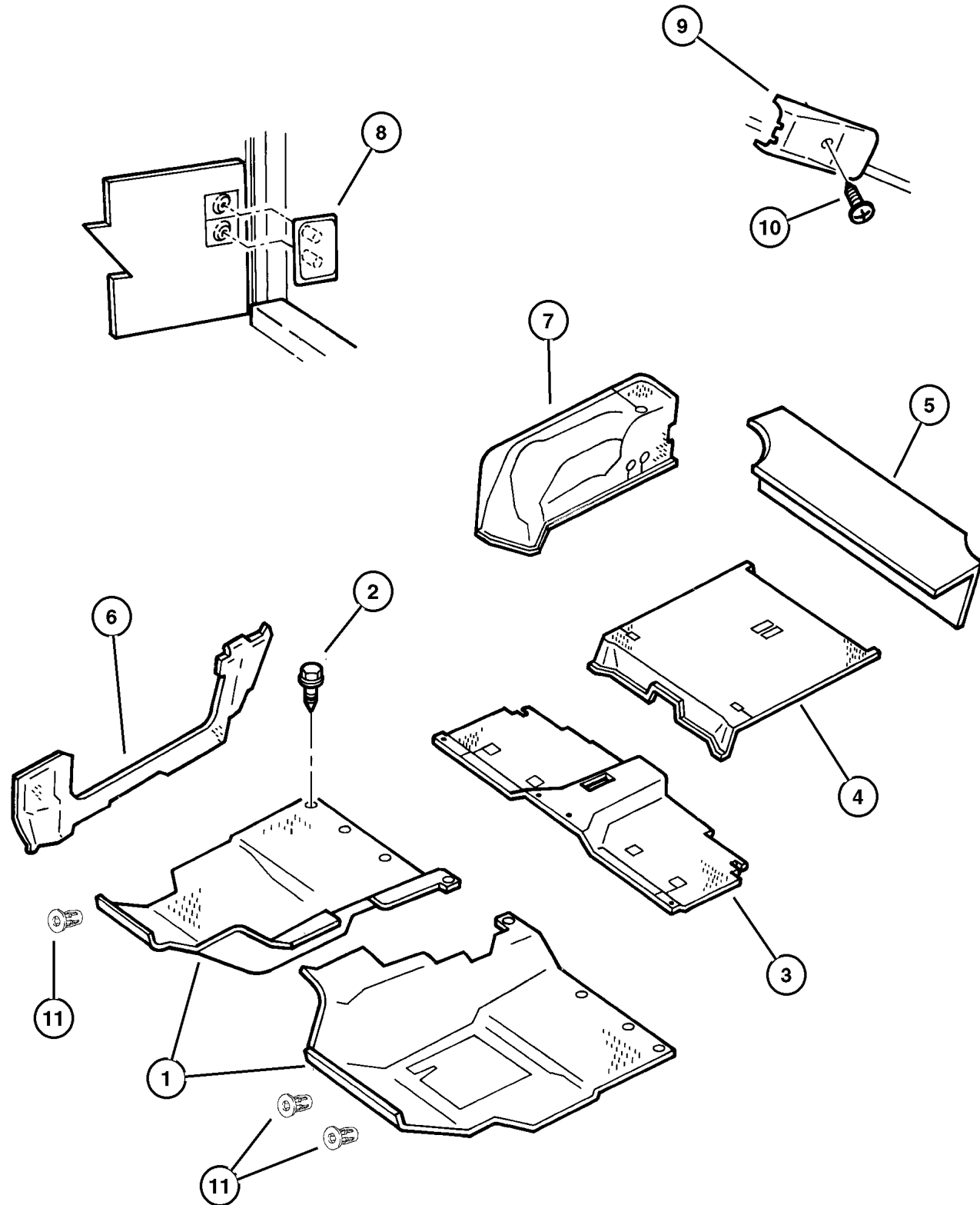
SERIES	LINE	BODY	ENGINE	TRANSMISSION
H=Sport	J = Wrangler 4WD	77=93.4 WB	EPE, EP0 = 2.5L Power Tech	DGG, DGD = 32RH 3 Spd. Auto.
L=SE	U = Wrangler 4WD (RHD)		ERH, ER0 = 4.0L Power Tech	DDQ = 5 Spd. Manual
P=Sahara				DDD = 5 Speed HD Manual
				DG0 = Auto Trans.
				DBB = Manual Trans.
				DD0 = All 5 Speed Manual

AR = Use as required - = Non illustrated part # = New this model year

February 6, 2002

Carpets And Interior Trim Panels
Figure ITJ-310

ITEM	PART NUMBER	QTY	LINE	SERIES	BODY	TRIM	DESCRIPTION
1							CARPET, Front Floor
	5FV51 LAZAD	1	J				[AZ], Left
	5FV51 VK9AD	1	J				[KG, K5], Left
	5FW14 LAZAE	1	U				[AZ], Right
	5FW14 VK9AE	1	U				[KG, K5], Right
	5FW15 LAZAD	1	U				[AZ], Left
	5FW15 VK9AD	1	U				[KG, K5], Left
	5FW50 LAZAF	1	J				[AZ], Right
	5FW50 VK9AF	1	J				[KG, K5], Right
2	J400 7545	2					SCREW AND WASHER, Snap Head, .164-18x.375
3							CARPET, Rear Floor
	5FV4 8LAZ	1					[AZ], With Full Console
	5FV4 8VK9	1					[KG, K5], With Full Console
	5FV4 9LAZ	1					[AZ], With Mini Console
	5FV4 9VK9	1					[KG, K5], With Mini Console
4							CARPET, Cargo Floor
	5FW16 LAZAB	1					[AZ]
	5FW16 VK9AB	1					[KG, K5]
5							PANEL, Add A Trunk
	5FV25 1AZAC	1					[AZ]
	5FV25 1K9AC	1					[KG, K5]
6							CARPET, Floor
	5GA74 VK9AB	1					[KG], Right
	5GA75 VK9AB	1					[KG], Left
7							CARPET, Wheelhouse
	5FV16 LAZAC	1					[AZ], Right
	5FV16 VK9AC	1					[KG, K5], Right
	5FV17 LAZAD	1					[AZ], Left
	5FV17 VK9AD	1					[KG, K5], Left
8							COVER, Wheelhouse Carpet, (NOT REQUIRED)
9	5521 7099	1					COVER, Contact Button
10							SCREW, .164-18x.500, (NOT SERVICED)
11							NUT, Push On
	6503 274	5	U				
		4	J				



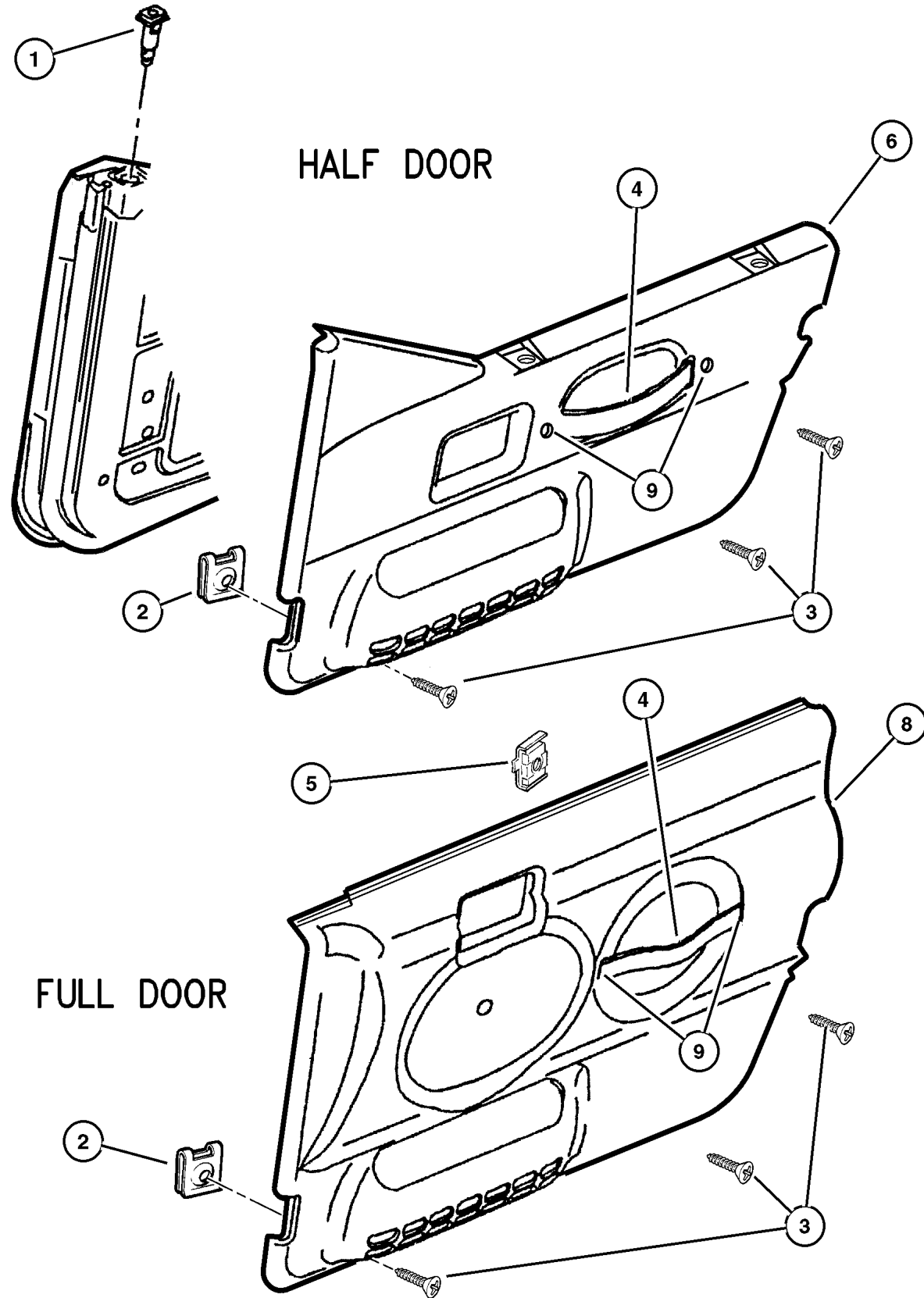
JEEP WRANGLER (TJ)

SERIES	LINE	BODY	ENGINE	TRANSMISSION
H=Sport	J = Wrangler 4WD	77=93.4 WB	EPE, EP0 = 2.5L Power Tech	DGG, DGD = 32RH 3 Spd. Auto.
L=SE	U = Wrangler 4WD (RHD)		ERH, ER0 = 4.0L Power Tech	DDQ = 5 Spd. Manual
P=Sahara				DDD = 5 Speed HD Manual
				DG0 = Auto Trans.
				DBB = Manual Trans.
				DD0 = All 5 Speed Manual

AR = Use as required - = Non illustrated part # = New this model year

February 6, 2002

**Door Trim Panels Half Doors & Full Doors
Figure ITJ-410**



ITEM	PART NUMBER	QTY	LINE	SERIES	BODY	TRIM	DESCRIPTION
1							GROMMET, Door Window Stabilizer
	5EJ6 4LAZ	6					[AZ]
	5EJ6 4RK5	6					[KG, K5]
2	3420 1872	4					NUT, Snap In, M4.2 x 1.41, Door Trim Mounting
3	6504 617	6					SCREW, M4.2-1.41x13
4	5ES4 3TAZ	1					HANDLE, Door Interior
5	6504 993AA	4					NUT, Door Pull Strap Mounting
6							PANEL, Door Trim
	5DY64 1K5AB	1					[KG, K5], Right
	5DY64 LAZAB	1					[AZ], Right
	5DY65 1K5AB	1					[KG, K5], Left
	5DY65 LAZAB	1					[AZ], Left
-7							PIN, Push
	5FP8 4LAZ	4					[AZ]
	5FP8 4RK5	4					[KG, K5]
8							PANEL, Door Trim
	5DY6 61K5	1					[KG, K5], Right
	5DY6 6LAZ	1					[AZ], Right
	5DY6 71K5	1					[KG, K5], Left
	5DY6 7LAZ	1					[AZ], Left
9	6035 747	2					SCREW, M4.2-1.41x13

JEEP WRANGLER (TJ)

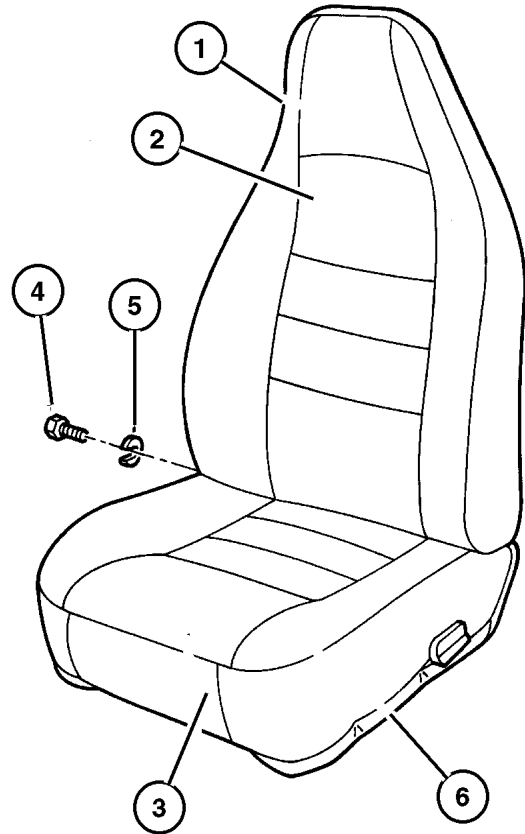
SERIES	LINE	BODY	ENGINE	TRANSMISSION
H=Sport	J = Wrangler 4WD	77=93.4 WB	EPE, EP0 = 2.5L Power Tech	DGG, DGD = 32RH 3 Spd. Auto.
L=SE	U = Wrangler 4WD (RHD)		ERH, ER0 = 4.0L Power Tech	DDQ = 5 Spd. Manual
P=Sahara				DDD = 5 Speed HD Manual
				DG0 = Auto Trans.
				DBB = Manual Trans.
				DDO = All 5 Speed Manual

AR = Use as required - = Non illustrated part # = New this model year

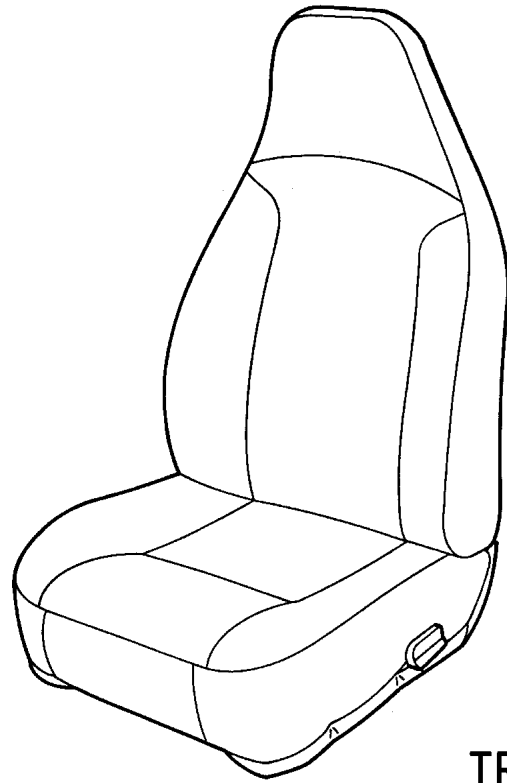
February 6, 2002

Front Seats
Figure ITJ-510

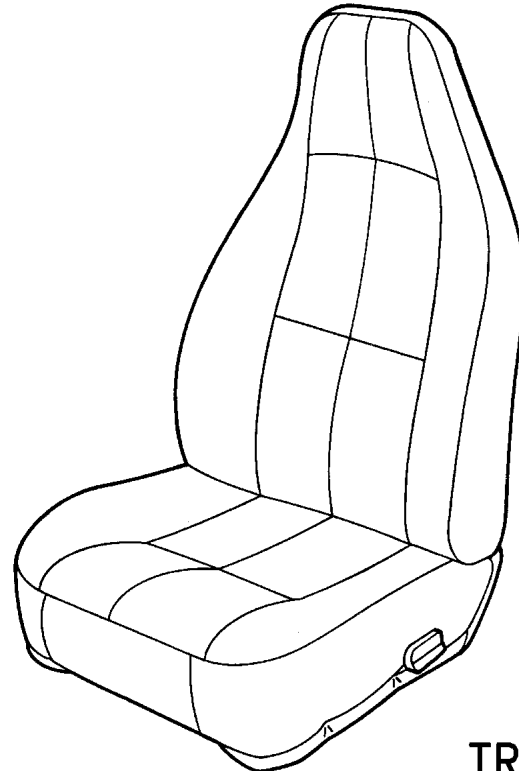
ITEM	PART NUMBER	QTY	LINE	SERIES	BODY	TRIM	DESCRIPTION
1							SEAT BACK, Front
	#UP52 1K5AA	1				D6	[K5], After 5-15-00, Passenger
	#UP52 1AZAA	1				D6	[AZ], After 5-15-00, Passenger
	SG71 1K5AA	1				D6	[K5], Up to 5-15-00, Driver
	SG71 1AZAA	1				D6	[AZ], Up to 5-15-00, Driver
	SG70 1K5AA	1				D6	[K5], Up to 5-15-00, Passenger
	SG70 1AZAA	1				D6	[AZ], Up to 5-15-00, Passenger
	#UP53 1K5AA	1	J			J6	[K5], After 5-15-00, Driver,Export
	#UP53 1AZAA	1	J			J6	[AZ], After 5-15-00, Driver,Export
	#UP53 1K5AA	1	U			J6	[K5], After 5-15-00, Left Hand,Export
	#UP53 1AZAA	1	U			J6	[AZ], After 5-15-00, Left Hand,Export
	#UP52 1K5AA	1	U			J6	[K5], After 5-15-00, Right Hand,Export
	#UP52 1AZAA	1	U			J6	[AZ], After 5-15-00, Right Hand,Export
	#UP52 1K5AA	1				J6	[K5], After 5-15-00, Passenger
	#UP52 1AZAA	1				J6	[AZ], After 5-15-00, Passenger
	SG78 1K5AA	1	U			J6	[K5], Up to 5-15-00, Right Hand,Export
	SG70 1AZAA	1				J6	[AZ], Up to 5-15-00, Passenger
	SG78 1AZAA	1	U			J6	[AZ], Up to 5-15-00, Right Hand,Export
	SG70 1K5AA	1				J6	[K5], Up to 5-15-00, Passenger
	SG77 1K5AA	1	U			J6	[K5], Up to 5-15-00, Left Hand,Export
	SG77 1AZAA	1	U			J6	[AZ], Up to 5-15-00, Left Hand,Export
	SG71 1AZAA	1				J6	[AZ], Driver
	SG71 1K5AA	1				J6	[K5], Driver
	SG73 1K5AA	1	J			J6	[K5], Up to 5-15-00, Driver,Export
	SG72 1AZAA	1	J			J6	[AZ], Up to 5-15-00, Passenger,Export
	SG72 1K5AA	1	J			J6	[K5], Up to 5-15-00, Passenger,Export
	SG73 1AZAA	1	J			J6	[AZ], Up to 5-15-00, Driver,Export
	#UP55 1K5AA	1				K5	[K5], After 5-15-00, Driver
	#UP55 1AZAA	1				K5	[AZ], After 5-15-00, Driver
	SG76 1AZAA	1				K5	[AZ], Up to 5-15-00, Passenger
	SG76 1K5AA	1				K5	[K5], Up to 5-15-00, Passenger
	#UP54 1K5AA	1				K5	[K5], After 5-15-00, Passenger
	SG77 1AZAA	1				K5	[AZ], Up to 5-15-00, Driver
	#UP54 1AZAA	1				K5	[AZ], After 5-15-00, Passenger
	SG77 1K5AA	1				K5	[K5], Up to 5-15-00, Driver
	SG78 1K5AA	1	J			K5	[K5], Up to 5-15-00, Passenger,Export
	SG78 1AZAA	1	J			K5	[AZ], Up to 5-15-00, Passenger,Export
		1	U			K5	[AZ], Up to 5-15-00, Passenger,Export
	SG78 1K5AA	1	U			K5	[K5], Up to 5-15-00, Passenger,Export
	SG67 1KGAA	1				M5	[KG], Up to 5-15-00, Driver
	SG68 1KGAA	1	J			M5	[KG], Up to 5-15-00, Passenger,Export
		1	U			M5	[KG], Up to 5-15-00, Passenger,Export



TRIM D6 & J6



TRIM K5



TRIM M5

JEEP WRANGLER (TJ)

SERIES
H=Sport
L=SE
P=Sahara

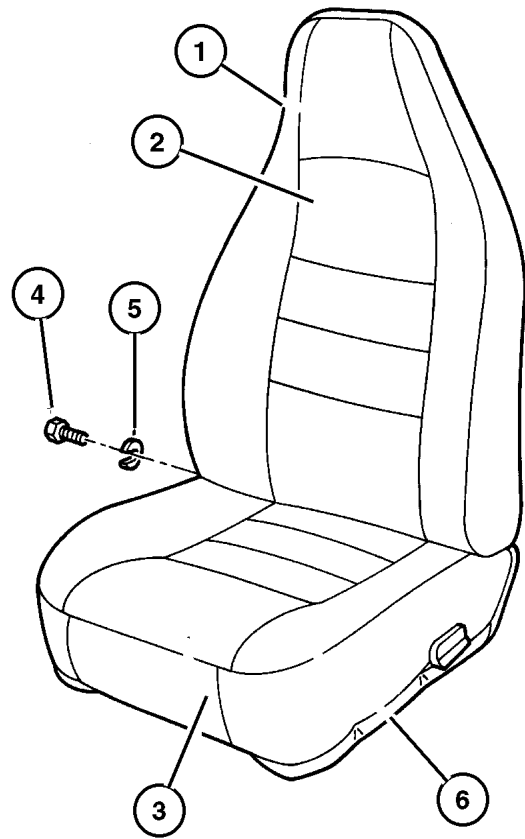
LINE
J = Wrangler 4WD
U = Wrangler 4WD (RHD)

BODY
77=93.4 WB

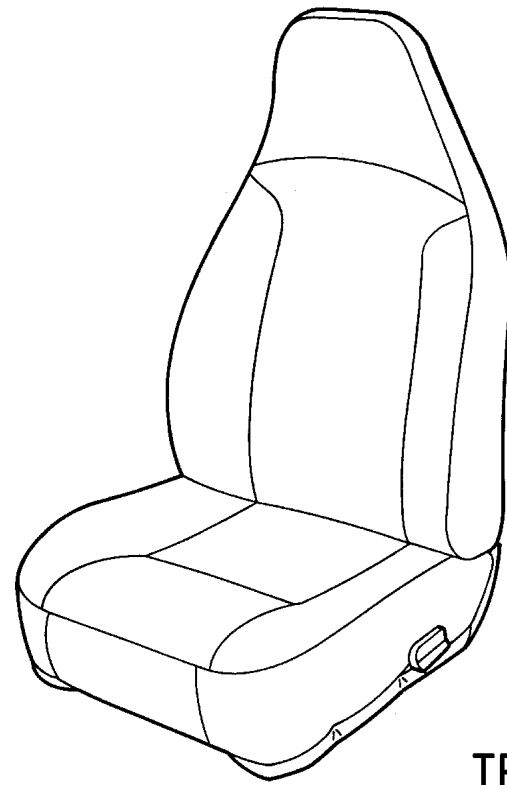
ENGINE
EPE, EP0 = 2.5L Power Tech
ERH, ER0 = 4.0L Power Tech

TRANSMISSION
DGG, DGD = 32RH 3 Spd. Auto.
DDQ = 5 Spd. Manual
DDD = 5 Speed HD Manual
DGO = Auto Trans.
DBB = Manual Trans.
DDO = All 5 Speed Manual

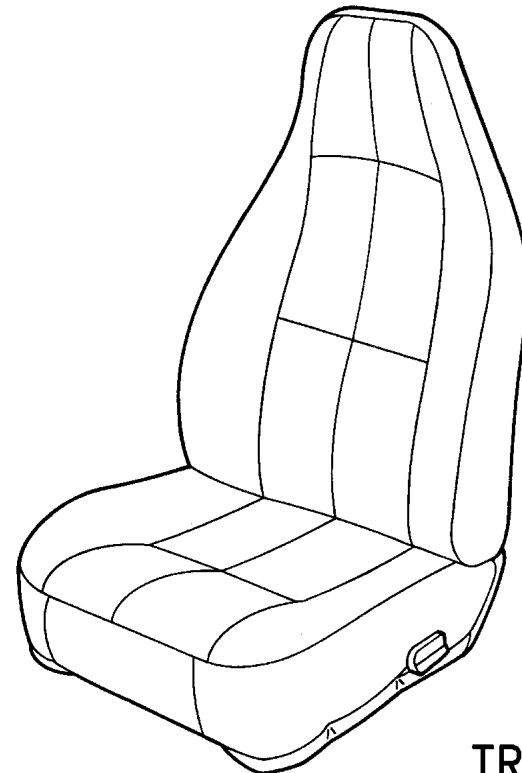
Front Seats
Figure ITJ-510



TRIM D6 & J6



TRIM K5



TRIM M5

ITEM	PART NUMBER	QTY	LINE	SERIES	BODY	TRIM	DESCRIPTION
	#UP50 1KGAA	1				M5	[KG], After 5-15-00, Driver
	#UP51 1KGAA	1				M5	[KG], After 5-15-00, Passenger
	SG66 1KGAA	1				M5	[KG], Up to 5-15-00, Passenger
2							COVER, Front Seat Back
	SG82 1AZAA	1				D6	[AZ], Passenger
	SG82 1K5AA	1				D6	[K5], Passenger
	SG83 1AZAA	1				D6	[AZ], Driver
	SG83 1K5AA	1				D6	[K5], Driver
	SG79 1AZAA	1	J			J6	[AZ], Driver,Export
	SG79 1K5AA	1	J			J6	[K5], Driver,Export
	SG82 1AZAA	1				J6	[AZ], Passenger
	SG82 1K5AA	1				J6	[K5], Passenger
	SG83 1AZAA	1				J6	[AZ], Driver
	SG83 1K5AA	1				J6	[K5], Driver
	SG84 1AZAA	1	U			J6	[AZ], Passenger
	SG84 1K5AA	1	U			J6	[K5], Passenger
	SG85 1AZAA	1	U			J6	[AZ], Driver
	SG85 1K5AA	1	U			J6	[K5], Driver
	SG84 1AZAA	1				K5	[AZ], Passenger
	SG84 1K5AA	1				K5	[K5], Passenger
	SG85 1AZAA	1				K5	[AZ], Driver
	SG85 1K5AA	1				K5	[K5], Driver
	SG80 1KGAA	1				M5	[KG], Passenger
	SG81 1KGAA	1				M5	[KG], Driver
3							COVER AND PAD, Cushion
	RZ66 1AZAA	1				D6	[AZ], Right
	RZ66 1K5AA	1				D6	[K5], Right
	RZ67 1AZAA	1				D6	[AZ], Left
	RZ67 1K5AA	1				D6	[K5], Left
	PY58 1AZ	1	U			J6	[AZ], Right
	PY58 1K5	1	U			J6	[K5], Right
	PY59 1AZ	1	U			J6	[AZ], Left
	PY59 1K5	1	U			J6	[K5], Left
	RZ66 1AZAA	1				J6	[AZ], Right
	RZ66 1K5AA	1				J6	[K5], Right
	RZ67 1AZAA	1				J6	[AZ], Left
	RZ67 1K5AA	1				J6	[K5], Left
	PY58 1AZ	1				K5	[AZ], Right
	PY58 1K5	1				K5	[K5], Right
	PY59 1AZ	1				K5	[AZ], Left
	PY59 1K5	1				K5	[K5], Left
	PY53 1KG	1				M5	[KG], Left

JEEP WRANGLER (TJ)

SERIES
H=Sport
L=SE
P=Sahara

LINE
J = Wrangler 4WD
U = Wrangler 4WD (RHD)

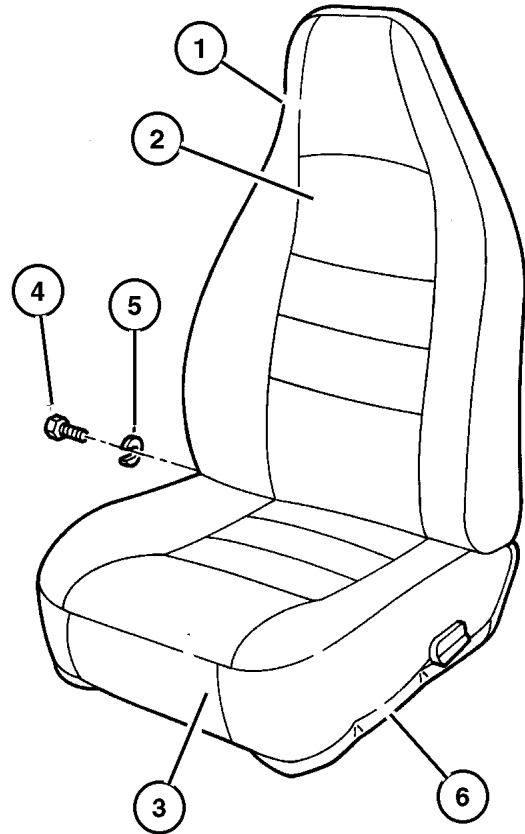
BODY
77=93.4 WB

ENGINE
EPE, EP0 = 2.5L Power Tech
ERH, ER0 = 4.0L Power Tech

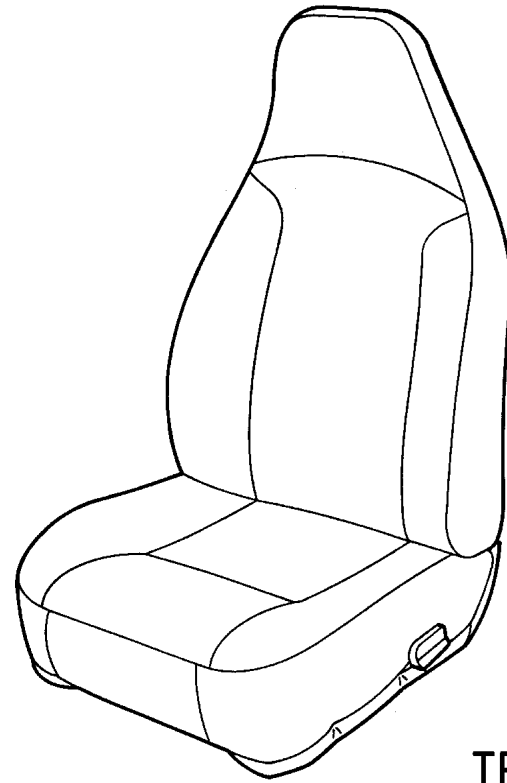
TRANSMISSION
DGG, DGD = 32RH 3 Spd. Auto.
DDQ = 5 Spd. Manual
DDD = 5 Speed HD Manual
DGO = Auto Trans.
DBB = Manual Trans.
DDO = All 5 Speed Manual

Front Seats
Figure ITJ-510

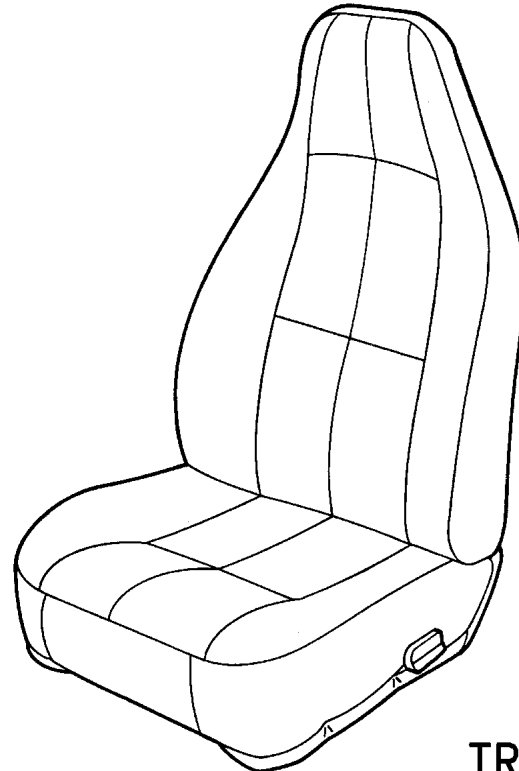
ITEM	PART NUMBER	QTY	LINE	SERIES	BODY	TRIM	DESCRIPTION
	PY52 1KG	1				M5	[KG], Right
4	4797 554	1				D6	BOLT, Shoulder, I.B.-Back To Cushion-Pivot
		1				J6	
		1				K5	
		1	U			M5	
5							U-NUT, Seat Back
	4713 982	1				D6	Without Easy Entry
	4874 145	1				D6	With Easy Entry
	4713 982	1				J6	Without Easy Entry
	4874 145	1				J6	With Easy Entry
	4713 982	1				K5	Without Easy Entry
	4874 145	1				K5	With Easy Entry
	4713 982	1	U			M5	Without Easy Entry
	4874 145	1				M5	With Easy Entry
	4713 982	1	J			M5	Without Easy Entry
6							FRAME, Front Seat
	5012 160AA	1				D6	Right
	5012 161AA	1				D6	Left
	5012 160AA	1				J6	Right
	5012 161AA	1				J6	Left
	5012 160AA	1				K5	Right
	5012 161AA	1				K5	Left
		1				M5	Left
	5012 160AA	1				M5	Right
-7	6502 137	2					BOLT, Hex Flange Head, M10x1.50x35



TRIM D6 & J6



TRIM K5



TRIM M5

JEEP WRANGLER (TJ)

SERIES
H=Sport
L=SE
P=Sahara

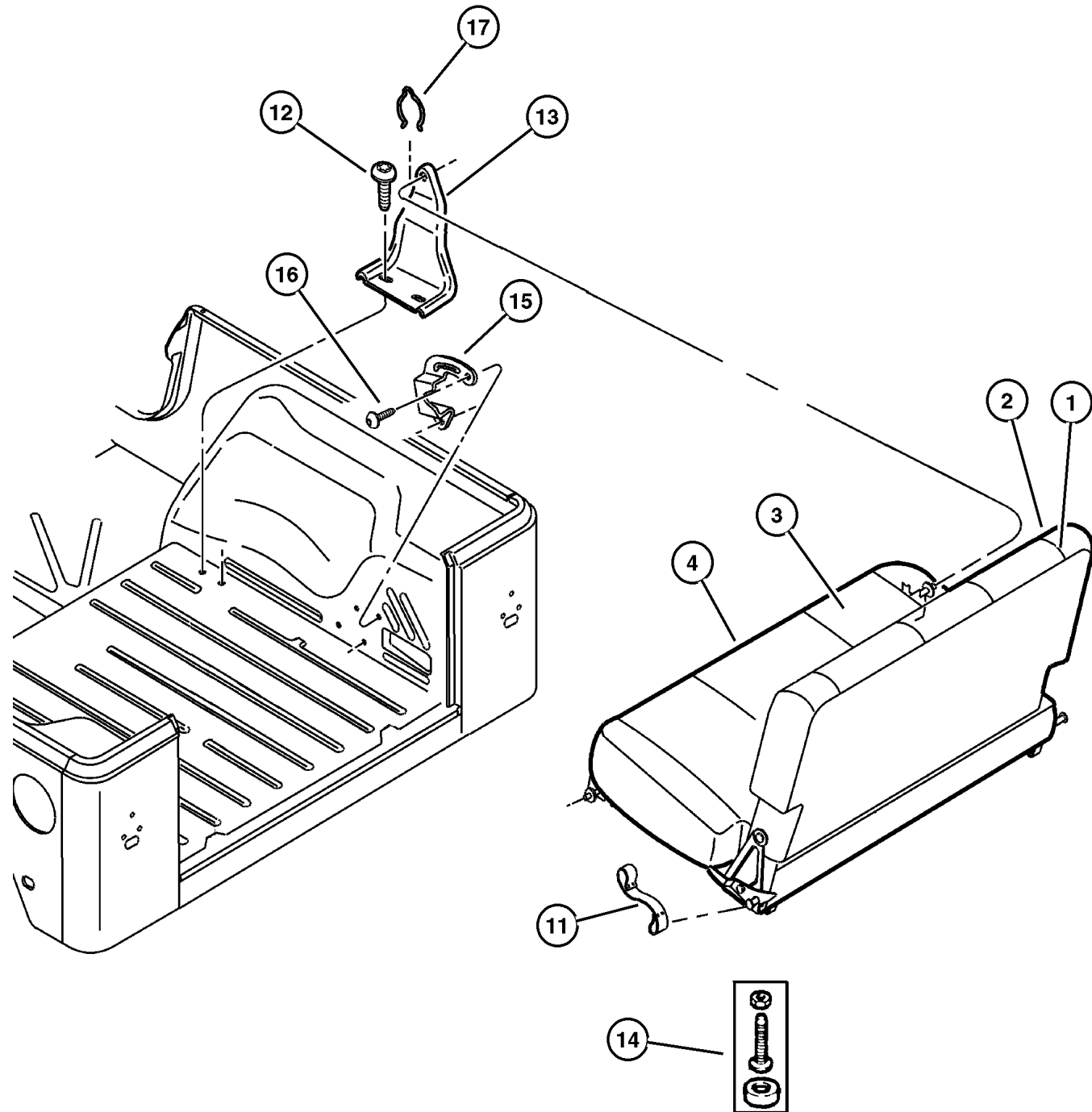
LINE
J = Wrangler 4WD
U = Wrangler 4WD (RHD)

BODY
77=93.4 WB

ENGINE
EPE, EP0 = 2.5L Power Tech
ERH, ER0 = 4.0L Power Tech

TRANSMISSION
DGG, DGD = 32RH 3 Spd. Auto.
DDQ = 5 Spd. Manual
DDD = 5 Speed HD Manual
DGO = Auto Trans.
DBB = Manual Trans.
DDO = All 5 Speed Manual

Seat Assemblies, Seat Covers Rear Seat Figure ITJ-610



ITEM	PART NUMBER	QTY	LINE	SERIES	BODY	TRIM	DESCRIPTION
1							COVER, Rear Seat Back
	PY87 1AZ	1				J6	[AZ]
	PY87 1K5	1				J6	[K5]
	PY83 1AZ	1	U			J6	[AZ], Export
	PY83 1K5	1	U			J6	[K5], Export
	PY83 1AZ	1				K5	[AZ]
	PY83 1K5	1				K5	[K5]
	PY70 1KG	1				M5	[KG]
2							SEAT BACK, Rear
	PY48 1AZ	1	U			J6	[AZ], Export
	PY48 1K5	1	U			J6	[K5], Export
	PY50 1AZ	1				J6	[AZ]
	PY50 1K5	1				J6	[K5]
	PY48 1AZ	1				K5	[AZ]
	PY48 1K5	1				K5	[K5]
	PY43 1KG	1				M5	[KG]
3							COVER, Rear Seat Cushion
	RH47 1AZAA	1	U			J6	[AZ], Export
	RH47 1K5AA	1	U			J6	[K5], Export
	RH48 1AZAA	1				J6	[AZ]
	RH48 1K5AA	1				J6	[K5]
	RH47 1AZAA	1				K5	[AZ]
	RH47 1K5AA	1				K5	[K5]
4							CUSHION, Rear Seat
	#TP38 1AZAA	1	U			J6	[AZ], Export
	#TP38 1K5AA	1	U			J6	[K5], Export
	#TP39 1AZAA	1				J6	[AZ]
	#TP39 1K5AA	1				J6	[K5]
	#TP38 1K5AA	1				K5	[K5]
	#TP38 1AZAA	1				K5	[AZ]
	#TP37 1KGAA	1				M5	[KG]
-5							LEVER, Rear Seat Release
	4713 794	1				J6	
		1				K5	
		1				M5	
-6							RIVNUT, Seat Latch Cover, (NOT REQUIRED)
-7							SPRING, Seat Release Lever
	4713 795	1				J6	
		1				K5	
		1				M5	
-8							WASHER, Rear Seat Pivot, Black Nylon
	4713 799	1				J6	

JEEP WRANGLER (TJ)

SERIES
H=Sport
L=SE
P=Sahara

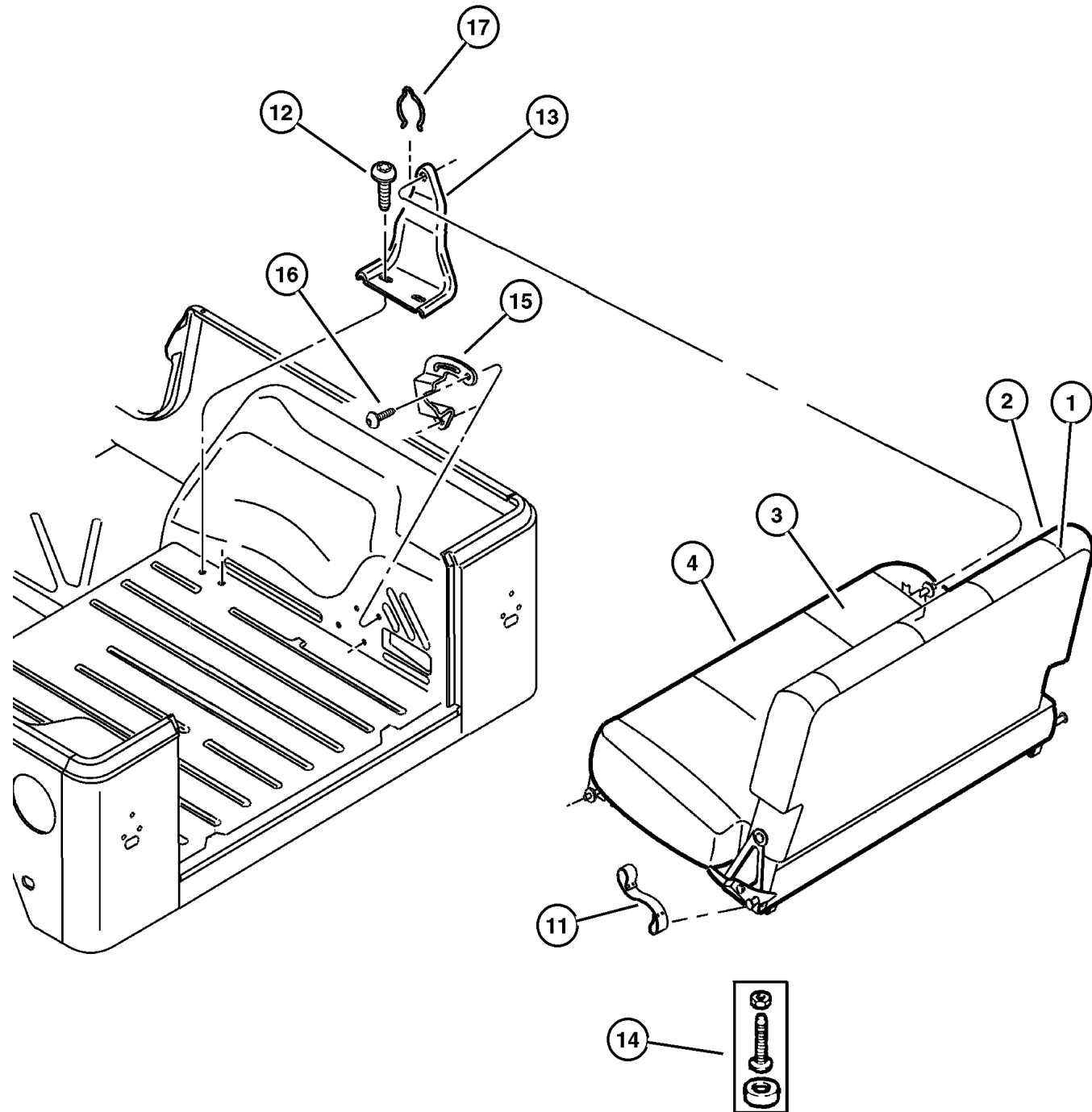
LINE
J = Wrangler 4WD
U = Wrangler 4WD (RHD)

BODY
77=93.4 WB

ENGINE
EPE, EP0 = 2.5L Power Tech
ERH, ER0 = 4.0L Power Tech

TRANSMISSION
DGG, DGD = 32RH 3 Spd. Auto.
DDQ = 5 Spd. Manual
DDD = 5 Speed HD Manual
DGO = Auto Trans.
DBB = Manual Trans.
DDO = All 5 Speed Manual

Seat Assemblies, Seat Covers Rear Seat Figure ITJ-610



ITEM	PART NUMBER	QTY	LINE	SERIES	BODY	TRIM	DESCRIPTION
		1				K5	
		1				M5	
-9	4638 585	1				J6	BOLT, Shoulder
		1				K5	
		1				M5	
-10	4713 982	1				D6	U-NUT, Seat Back, Used with Bolt 4638585
		1				K5	
		1				M5	
11	5519 6450	1					STRAP, Retaining
12	6500 664	4					SCREW AND WASHER, Hex Head, M8x1.25x35
13							BRACKET, Rear Seat Pivot
	55217 130AB	1					Right
	55217 131AB	1					Left
14							BUMPER, Seat, Cushion Base
	4874 151	1				J6	
		1				K5	
		1				M5	
15							BRACKET, Seat Latch
	55217 128AB	1					Right
	55217 129AB	1					Left
16	6034 564	4					SCREW, Pan Head, .312-18x1
17	6504 571	2					PIN, Rear Seat

JEEP WRANGLER (TJ)

SERIES
H=Sport
L=SE
P=Sahara

LINE
J = Wrangler 4WD
U = Wrangler 4WD (RHD)

BODY
77=93.4 WB

ENGINE
EPE, EP0 = 2.5L Power Tech
ERH, ER0 = 4.0L Power Tech

TRANSMISSION
DGG, DGD = 32RH 3 Spd. Auto.
DDQ = 5 Spd. Manual
DDD = 5 Speed HD Manual
DGO = Auto Trans.
DBB = Manual Trans.
DDO = All 5 Speed Manual

AR = Use as required - = Non illustrated part # = New this model year

February 6, 2002

Seat Belts Figure ITJ-710

ITEM	PART NUMBER	QTY	LINE	SERIES	BODY	TRIM	DESCRIPTION
1	SEAT BELT, Front Outer						
	5EV70 LAZAE	1					Right
	5EV71 LAZAE	1					Left
	5EV72 LAZAD	1					Right,Export
	5EV73 LAZAD	1					Left,Export
2	55217 173AB	2					ADJUSTER, Seat Belt Turning Loop
3	5EZ7 0TAZ	2					COVER, Turning Loop
4	6036 187AA	2					SCREW, Pan Head
							SEAT BELT, Buckle Half
5	5FU0 6LAZ	1				D6	Right
						J6	Right
						K5	Right
						M5	Right
5FU0 7LAZ	1	1				D6	Left
						J6	Left
						K5	Left
						M5	Left
5FU0 8LAZ	1	1	J			J6	Left,Export
						K5	Left,Export
						M5	Left,Export
						J6	Left,Export
5FV3 4LAZ	1	1	U			K5	Left,Export
						M5	Left,Export
						J6	Right,Export
						K5	Right,Export
						M5	Right,Export
6	4874 129	1					BOLT, Seat Belt
7	4798 898	1				D6	
						J6	
						K5	
						M5	
8	5EV66 LAZAB	2					SEAT BELT, Rear Outer
							Export
9	5FX94 LAZAA	1					SEAT BELT, Buckle Half
							EXTENDER, Seat Belt
-10	4740 415	1					SCREW, Button Head, .375-24x.62, Front Traveling Inboard Buckle Mounting
-11							

JEEP WRANGLER (TJ)

SERIES
H=Sport
L=SE
P=Sahara

LINE
J = Wrangler 4WD
U = Wrangler 4WD (RHD)

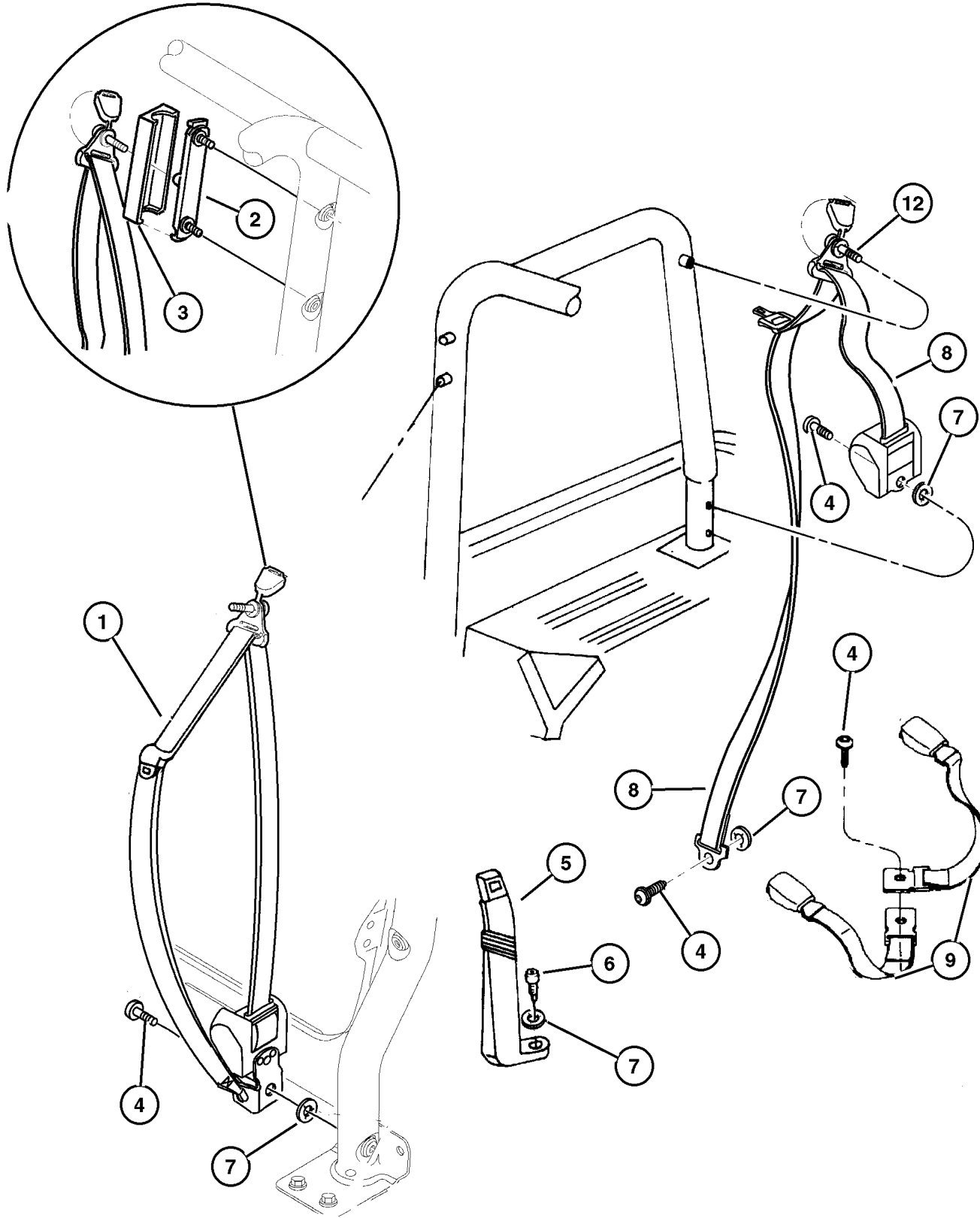
BODY
77=93.4 WB

ENGINE
EPE, EP0 = 2.5L Power Tech
ERH, ER0 = 4.0L Power Tech

TRANSMISSION
DGG, DGD = 32RH 3 Spd. Auto.
DDQ = 5 Spd. Manual
DDD = 5 Speed HD Manual
DGO = Auto Trans.
DDB = Manual Trans.
DDO = All 5 Speed Manual

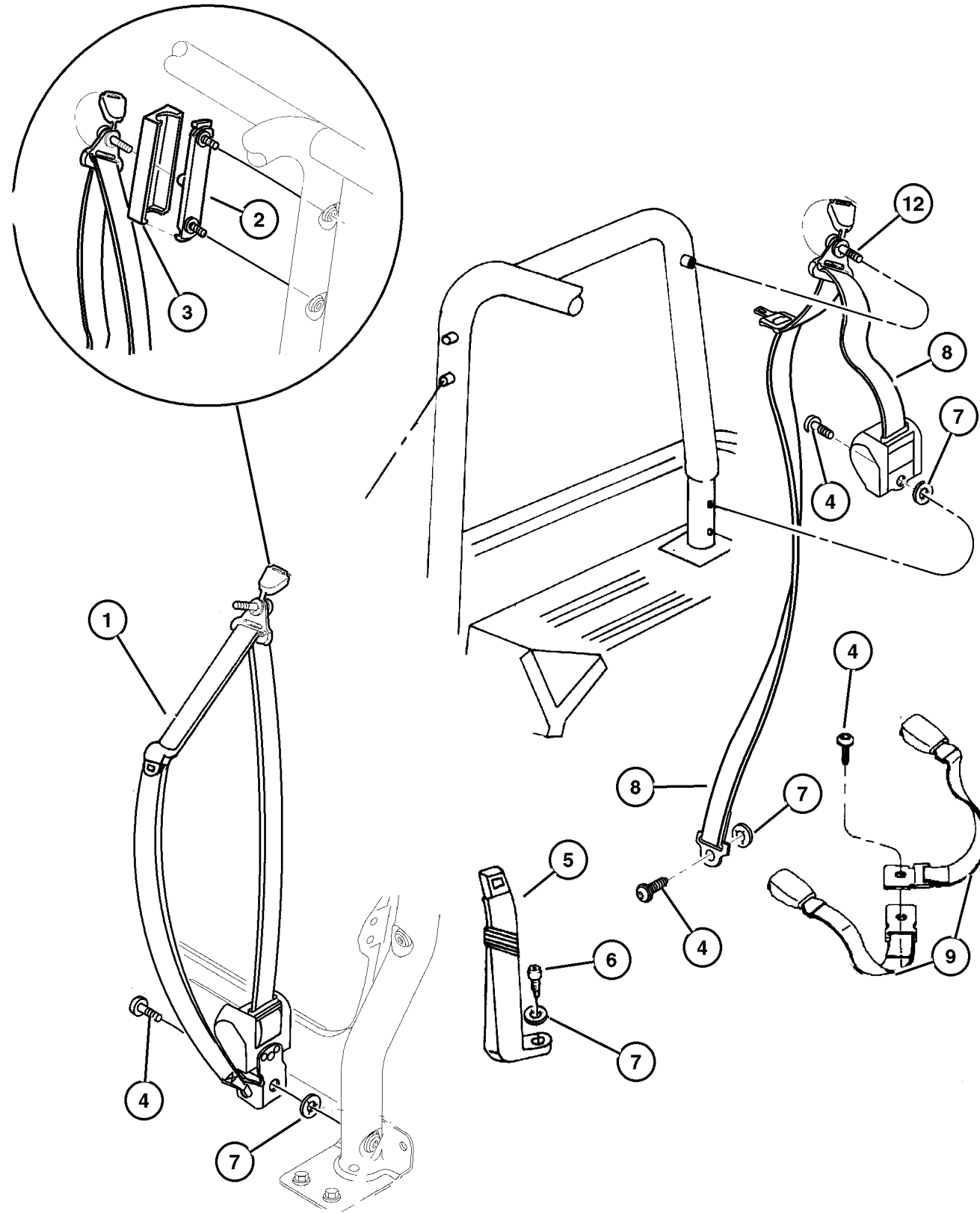
AR = Use as required - = Non illustrated part # = New this model year

February 6, 2002



Seat Belts Figure ITJ-710

ITEM	PART NUMBER	QTY	LINE	SERIES	BODY	TRIM	DESCRIPTION
	6035 115	2				D6	
		2				J6	
		2				K5	
		2				M5	
12	6036 294AA	2					BOLT, Shoulder



JEEP WRANGLER (TJ)
 SERIES LINE
 H=Sport J = Wrangler 4WD
 L=SE U = Wrangler 4WD (RHD)
 P=Sahara

BODY
 77=93.4 WB

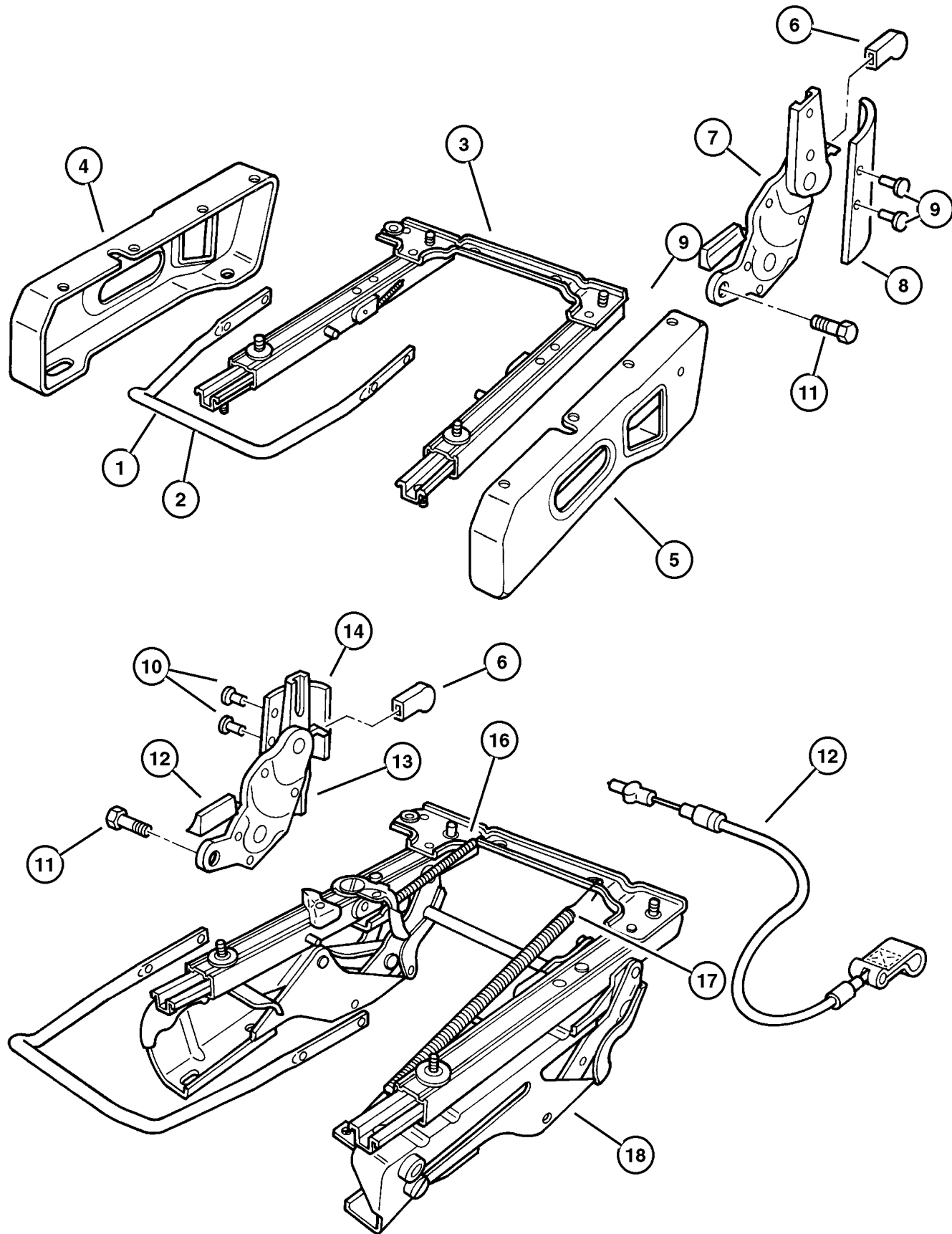
ENGINE
 EPE, EP0 = 2.5L Power Tech
 ERH, ER0 = 4.0L Power Tech

TRANSMISSION
 DGG, DGD = 32RH 3 Spd. Auto.
 DDQ = 5 Spd. Manual
 DDD = 5 Speed HD Manual
 DG0 = Auto Trans.
 DBB = Manual Trans.
 DDO = All 5 Speed Manual

AR = Use as required - = Non illustrated part # = New this model year

February 6, 2002

Seat Assemblies, Adjusters, Recliners Figure ITJ-810



ITEM	PART NUMBER	QTY	LINE	SERIES	BODY	TRIM	DESCRIPTION
Sales Code [CAG] = Easy Access Tip and Slide ve							
1	5016 742AA	1				D6	HANDLE, Towel Bar Right
		1				J6	Right
		1				K5	Right
	5016 743AA	1				M5	Right
		1				M5	Left
		1				K5	Left
		1				D6	Left
		1				J6	Left
2							HANDLE, (NOT REQUIRED)
3	4874 120	1				D6	ADJUSTER, Manual Seat Without Tip and Slide, Sales Code [CAG], Driver
		1				J6	Without Tip and Slide, Sales Code [CAG], Driver
4	5014 290AA	1				D6	RISER, Seat Inboard,Driver
		1				J6	Inboard,Driver
5	5014 291AA	1				D6	RISER, Seat Outboard,Driver
		1				J6	Outboard,Driver
6	4796 720	1				D6	KNOB, Seat Recliner
		1				J6	
		1				K5	
		1				M5	
7	4874 113	1				D6	RECLINER, Front Seat Back Up to 5-15-00, Driver
	#5019 787AA	1				D6	After 5-15-00, Driver
		1	U			J6	After 5-15-00, Driver,Export
		1	J			J6	After 5-15-00, Driver
	4874 113	1				J6	Up to 5-15-00, Driver
	5012 149AA	1	J			J6	Up to 5-15-00, Driver,Export
		1	U			J6	Up to 5-15-00
	#5019 787AA	1	U			K5	After 5-15-00
		1	J			K5	After 5-15-00, Driver,Export
	5012 149AA	1	U			K5	Up to 5-15-00
	4874 113	1				K5	Up to 5-15-00, Driver
		1				M5	Up to 5-15-00, Driver
	#5019 787AA	1	J			M5	After 5-15-00, Driver
8	4874 117	1				D6	SHIELD SIDE, Seat With Easy Entry
		1				J6	With Easy Entry

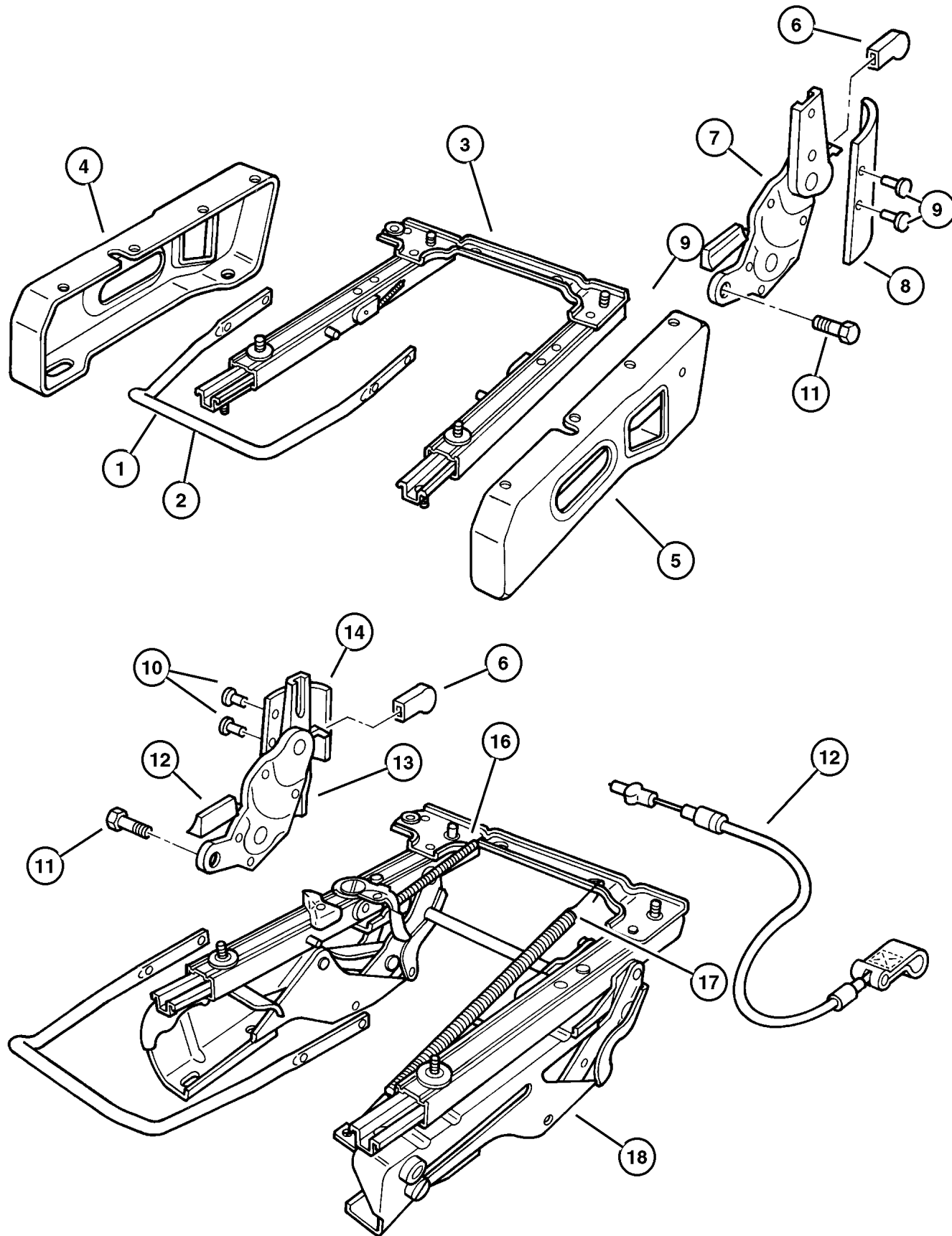
JEEP WRANGLER (TJ)

SERIES	LINE	BODY	ENGINE	TRANSMISSION
H=Sport	J = Wrangler 4WD	77=93.4 WB	EPE, EP0 = 2.5L Power Tech	DGG, DGD = 32RH 3 Spd. Auto.
L=SE	U = Wrangler 4WD (RHD)		ERH, ER0 = 4.0L Power Tech	DDQ = 5 Spd. Manual
P=Sahara				DDD = 5 Speed HD Manual
				DG0 = Auto Trans.
				DBB = Manual Trans.
				DDO = All 5 Speed Manual

AR = Use as required - = Non illustrated part # = New this model year

February 6, 2002

Seat Assemblies, Adjusters, Recliners
Figure ITJ-810

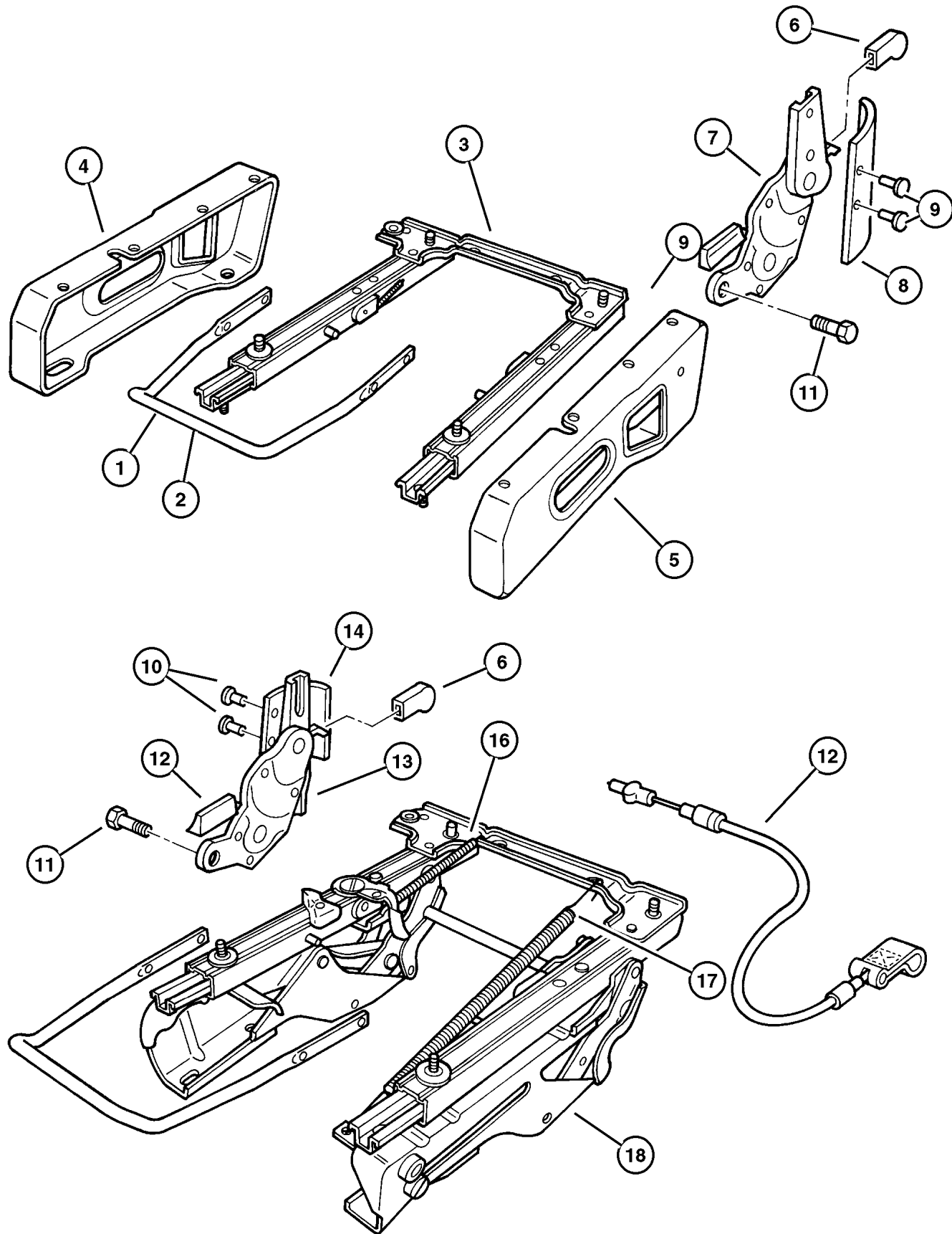


ITEM	PART NUMBER	QTY	LINE	SERIES	BODY	TRIM	DESCRIPTION
		1				K5	With Easy Entry
		1				M5	With Easy Entry
9	4874 111	1				D6	SCREW, M4.2-1.41x13
		1				J6	
		1				K5	
		1				M5	
10	4720 768	1				D6	BOLT, Recliner to Seat Back
		1				J6	
		1				K5	
		1				M5	
11	4796 793	1				D6	BOLT, Recliner To Cushion, Front Seat
		1				J6	
		1				K5	
		1				M5	
12	5014 292AA	1				M5	CABLE, Seat Adjuster, Cable and Pull Strap
		1				K5	Up to 5-15-00, Recliner, Easy Entry
		1				J6	Up to 5-15-00, Recliner, Easy Entry
		1				J6	Up to 5-15-00, Recliner, Easy Entry
		1				D6	Up to 5-15-00, Recliner, Easy Entry
	#5019 785AA	1	J			M5	After 5-15-00, Recliner, Easy Entry
		1				D6	After 5-15-00, Recliner, Easy Entry
		1				J6	After 5-15-00, Recliner, Easy Entry
		1	J			K5	After 5-15-00, Recliner, Easy Entry
		1	U			K5	After 5-15-00, Recliner, Easy Entry
		1	U			M5	After 5-15-00, Recliner, Easy Entry
13							RECLINER, Front Seat Back
	4874 112	1				D6	Up to 5-15-00, Passenger
	#5019 786AA	1				D6	After 5-15-00, Passenger,Export
	5012 148AA	1	J			J6	Up to 5-15-00, Passenger,Export
		1	U			J6	Up to 5-15-00, Passenger,Export
	4874 112	1				J6	Up to 5-15-00, Passenger
	#5019 786AA	1				J6	After 5-15-00, Passenger
		1	U			K5	After 5-15-00, Passenger,Export
	5012 148AA	1	U			K5	Up to 5-15-00, Passenger,Export
	4874 112	1				K5	Up to 5-15-00, Passenger
	#5019 786AA	1	J			K5	After 5-15-00, Passenger
	4874 112	1				M5	Up to 5-15-00, Passenger
	#5019 786AA	1	J			M5	After 5-15-00, Passenger
		1	U			M5	After 5-15-00
14							SHIELD SIDE, Seat

JEEP WRANGLER (TJ)

SERIES	LINE	BODY	ENGINE	TRANSMISSION
H=Sport	J = Wrangler 4WD	77=93.4 WB	EPE, EP0 = 2.5L Power Tech	DGG, DGD = 32RH 3 Spd. Auto.
L=SE	U = Wrangler 4WD (RHD)		ERH, ER0 = 4.0L Power Tech	DDQ = 5 Spd. Manual
P=Sahara				DDD = 5 Speed HD Manual
				DG0 = Auto Trans.
				DBB = Manual Trans.
				DD0 = All 5 Speed Manual

Seat Assemblies, Adjusters, Recliners
Figure ITJ-810



ITEM	PART NUMBER	QTY	LINE	SERIES	BODY	TRIM	DESCRIPTION
	4874 116	1				D6	Easy Entry Cable
		1				J6	Easy Entry Cable
		1				K5	Easy Entry Cable
		1				M5	Easy Entry Cable
-15							SCREW, M4.2-1.41x13
	4874 111	1				D6	
		1				J6	
		1				K5	
		1				M5	
16							SPRING, Seat Lever Return
	4874 266	1				D6	Short
		1				J6	Short
		1				K5	Short
		1				M5	Short
17							SPRING, Seat Release Lever
	4874 267	1				D6	Long
		1				J6	Long
		2				K5	Long
		2				M5	Long
	5012 162AA	1	J			K5	Long, Export
		1	J			M5	Long, Export
		1	U			J6	Long, Export
		1	J			J6	Long, Export
		1	U			K5	Long, Export
		1	U			M5	Long, Export
18							ADJUSTER, Manual Seat
	4874 143	1				J6	With Tip and Slide, Sales Code [CAG], Passenger
		1				K5	With Tip and Slide, Sales Code [CAG], Passenger
		1				D6	With Tip and Slide, Sales Code [CAG], Passenger
		1				M5	With Tip and Slide, Sales Code [CAG], Passenger
	4874 144	1				M5	With Tip and Slide, Sales Code [CAG], Driver
		1				D6	With Tip and Slide, Sales Code [CAG], Driver
		1				K5	With Tip and Slide, Sales Code [CAG], Driver
		1				J6	With Tip and Slide, Sales Code [CAG], Driver
	5012 150AA	1	U			J6	Right,Export
		1	J			J6	Right,Export
		1	J			K5	Right,Export
		1	J			M5	Right,Export
		1	U			K5	Right,Export
		1	U			M5	Right,Export
	5012 151AA	1	J			J6	Left,Export
		1	U			J6	Left,Export

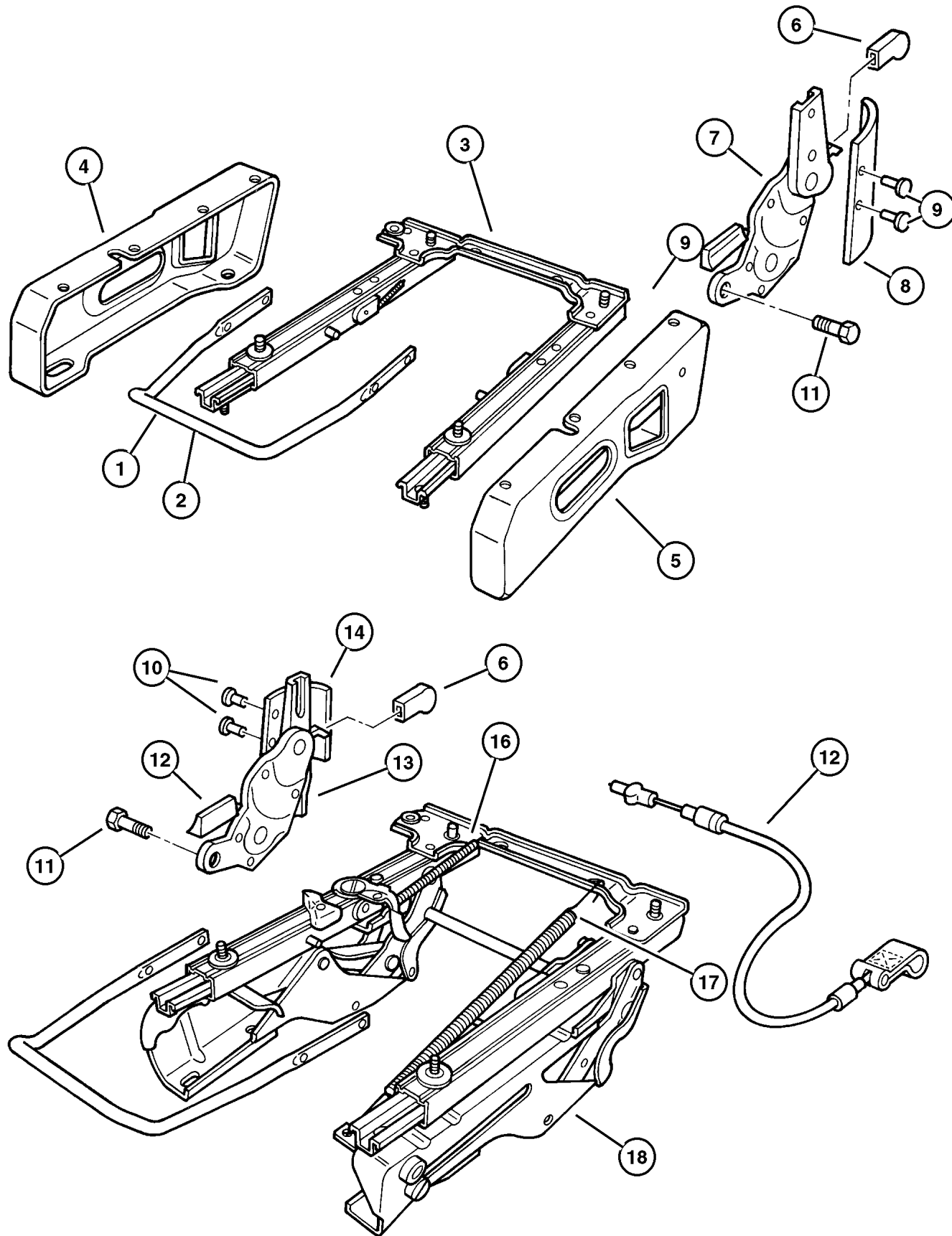
JEEP WRANGLER (TJ)

SERIES	LINE	BODY	ENGINE	TRANSMISSION
H=Sport	J = Wrangler 4WD	77=93.4 WB	EPE, EP0 = 2.5L Power Tech	DGG, DGD = 32RH 3 Spd. Auto.
L=SE	U = Wrangler 4WD (RHD)		ERH, ER0 = 4.0L Power Tech	DDQ = 5 Spd. Manual
P=Sahara				DDD = 5 Speed HD Manual
				DG0 = Auto Trans.
				DBB = Manual Trans.
				DD0 = All 5 Speed Manual

AR = Use as required - = Non illustrated part # = New this model year

February 6, 2002

Seat Assemblies, Adjusters, Recliners Figure ITJ-810



ITEM	PART NUMBER	QTY	LINE	SERIES	BODY	TRIM	DESCRIPTION
		1	J			K5	Left,Export
		1	J			M5	Left,Export
		1	U			M5	Left,Export
		1	U			K5	Left,Export
-19							CABLE, Seat Adjuster, Seat Track
	4886 308AA	1				D6	28 Inches Long, (Also serviced in 4874143)
		1				J6	28 Inches Long, (Also serviced in 4874143)
		1				K5	28 Inches Long, (Also serviced in 4874143)
		1				M5	28 Inches Long, (Also serviced in 4874143)
	4886 309AA	1				D6	40 Inches Long, (Also Serviced in 4874144)
		1				J6	40 Inches Long, (Also Serviced in 4874144)
		1				K5	40 Inches Long, (Also Serviced in 4874144)
		1				M5	40 Inches Long, (Also Serviced in 4874144)
	5012 163AA	1	J			J6	Also Serviced in 5012150AA & 5012151AA, Contained Within Seat Track, Export
		1	J			K5	Also Serviced in 5012150AA & 5012151AA, Contained Within Seat Track, Export
		1	J			M5	Also Serviced in 5012150AA & 5012151AA, Contained Within Seat Track, Export
		1	U			J6	Also Serviced in 5012150AA & 5012151AA, Contained Within Seat Track, Export
		1	U			K5	Also Serviced in 5012150AA & 5012151AA, Contained Within Seat Track, Export
		1	U			M5	Also Serviced in 5012150AA & 5012151AA, Contained Within Seat Track, Export
-20	J400 6832	2					BOLT, Pan Head, .437-20x1.375, Passenger & Driver Seat To Floor Pan

JEEP WRANGLER (TJ)

SERIES
H=Sport
L=SE
P=Sahara

LINE
J = Wrangler 4WD
U = Wrangler 4WD (RHD)

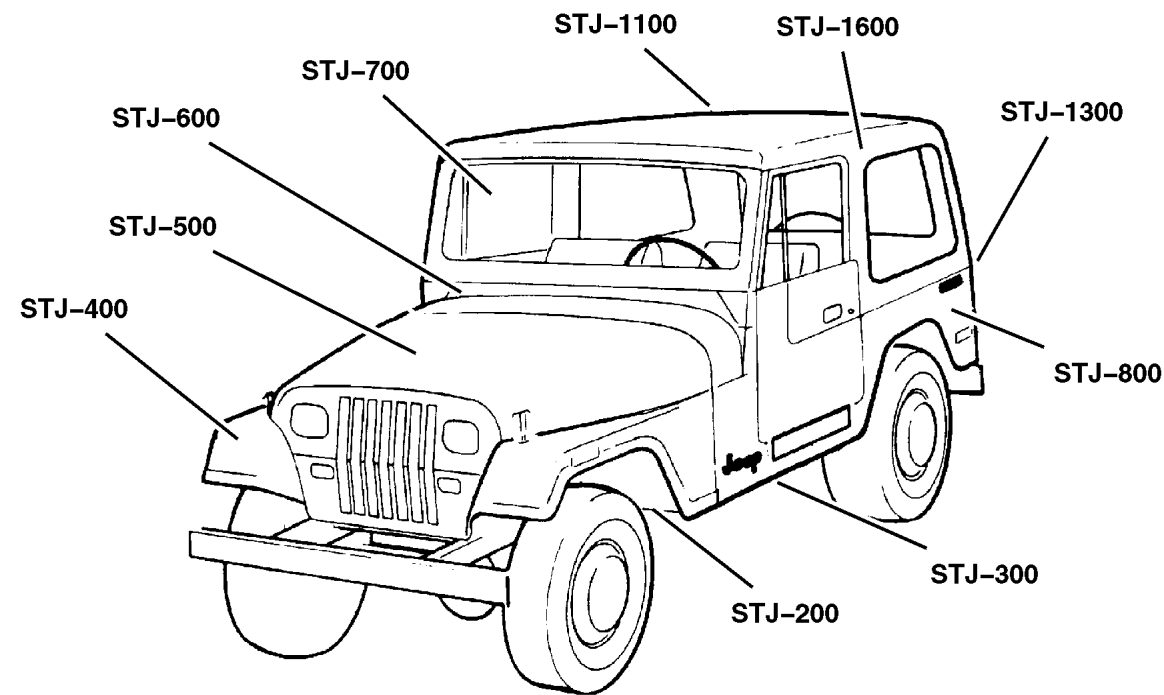
BODY
77=93.4 WB

ENGINE
EPE, EP0 = 2.5L Power Tech
ERH, ER0 = 4.0L Power Tech

TRANSMISSION
DGG, DGD = 32RH 3 Spd. Auto.
DDQ = 5 Spd. Manual
DDD = 5 Speed HD Manual
DGO = Auto Trans.
DBB = Manual Trans.
DDO = All 5 Speed Manual

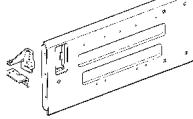
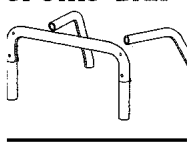
Group – STJ



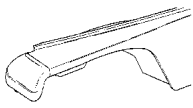



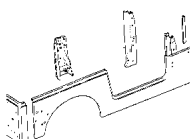
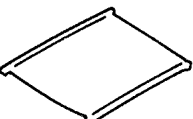
Body Sheet Metal Except Doors



Group – STJ

Body Sheet Metal Except Doors

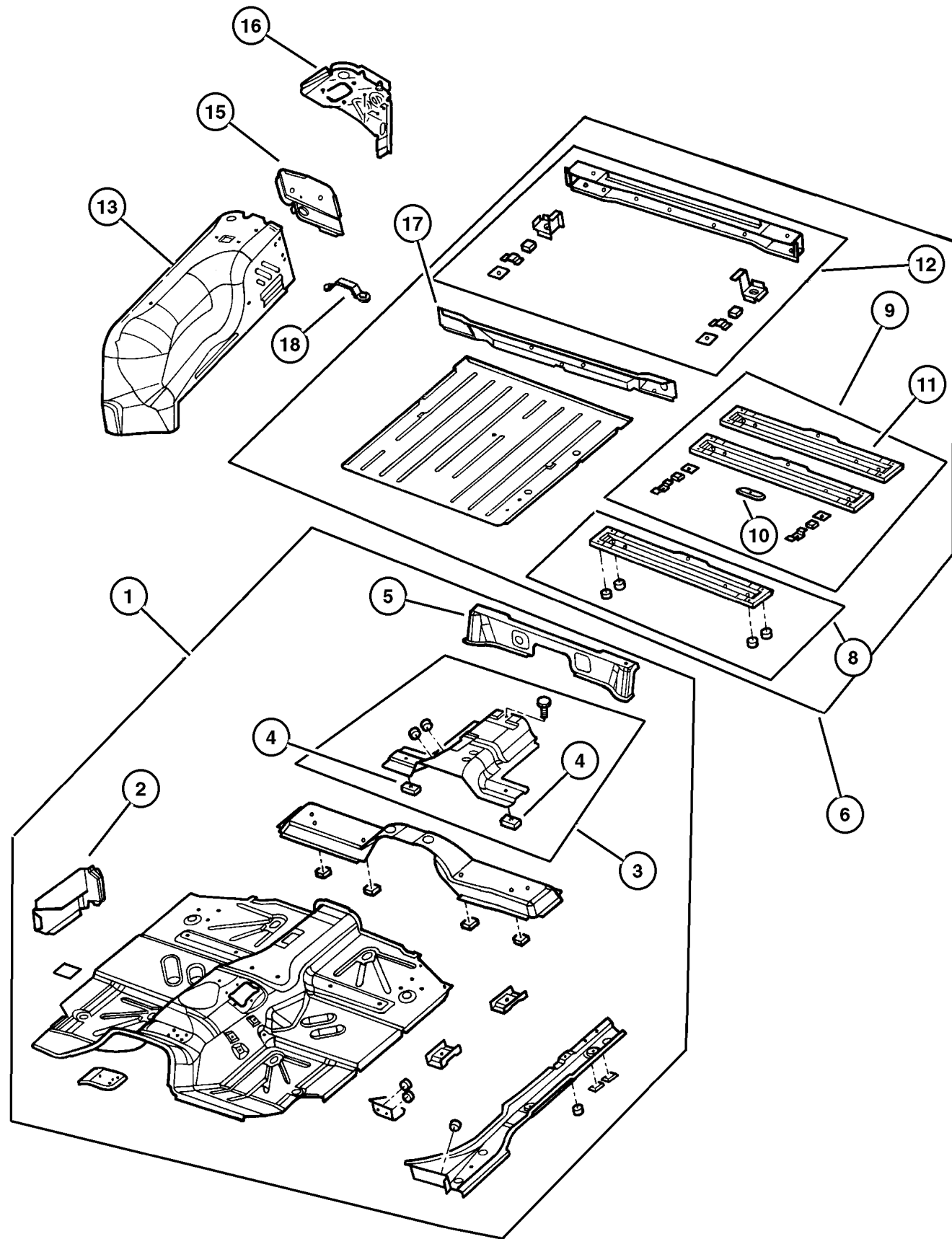
<p>STJ-1300 Tailgate</p> 	<p>STJ-1600 Luggage Rack</p> 		
---	---	--	--

<p>STJ-200 Floor Pans</p> 	<p>STJ-300 Plugs</p> 	<p>STJ-400 Front Fenders</p> 	<p>STJ-500 Hood and Hood Release</p> 
<p>STJ-600 Cowl and Dash Panel</p> 	<p>STJ-700 Glass and Rear View Mirror</p> 	<p>STJ-800 Aperture Panel</p> 	<p>STJ-1100 Roof – Hard & Soft Top</p> 

GROUP STJ - Body Sheet Metal Except Doors

Illustration Title	Group-Fig. No.
Floor Pans	
Pan, Floor Front And Rear	Fig. STJ-210
Plugs	
Plugs	Fig. STJ-310
Front Fenders	
Fender And Flare, Front	Fig. STJ-410
Hood and Hood Release	
Hood, Lock, Catches	Fig. STJ-510
Cowl and Dash Panel	
Panels, Cowl And Dash	Fig. STJ-610
Glass and Rear View Mirror	
Glass, Windshield, Backlite, Quarter Windshield Frame, Hinges	Fig. STJ-710
Aperture Panel	
Panels, Body Side	Fig. STJ-810
Roof - Hard & Soft Top	
Soft Top And Windows	Fig. STJ-1110
Top Enclosure, Hard	Fig. STJ-1120
Tailgate	
Tailgate	Fig. STJ-1310
Add-a-Trunk	Fig. STJ-1320
Luggage Rack	
Sport Bar Wrangler	Fig. STJ-1610

Pan, Floor Front And Rear
Figure STJ-210



ITEM	PART NUMBER	QTY	LINE	BODY	DESCRIPTION
1	55346 185AF	1			PAN, Floor
2					PANEL, Cowl Side
	5517 4828	1			Right
	55174 829AB	1			Left
3	5517 5209	1			REINFORCEMENT, Park Brake Mounting
4	6033 150	2			NUT PLATE, .25-20
5	55174 809AB	1			RISER, Seat
6	#55174 811AC	1			PAN, Floor
-7	6035 880	2	U		NUT, Rivet, Child Restraint, AUSTRALIA
8	5517 6240	1			CROSSMEMBER, Seat Belt Mount
9	5517 6241	1			CROSSMEMBER, Underbody, Body Mount #4
10	4490 835AB	1			REINFORCEMENT, Shoulder Belt
11	5517 6237	1			CROSSMEMBER, Rear Floor
12	#55175 788AD	1			SILL, Rear
13					PANEL, Wheelhouse
	#55175 230AC	1			Right
	#55175 231AC	1			Left
-14	#4490 111	1			TAPPING PLATE, Also Serviced in Panel, Wheelhouse
15					PANEL, Rear Closure
	55176 526AC	1			Right
	55176 527AC	1			Left
16					REINFORCEMENT, Wheelhouse
	55175 064AB	1			Right
	55175 065AB	1			Left
17	5517 5790	1			PANEL, Rear Body Closing, Lower Center Panel
18	5501 3668	8			CHECK, Front Door

JEEP WRANGLER (TJ)

SERIES
H=Sport
L=SE
P=Sahara

LINE
J = Wrangler 4WD
U = Wrangler 4WD (RHD)

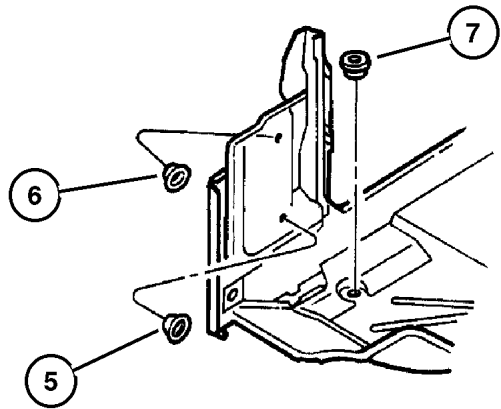
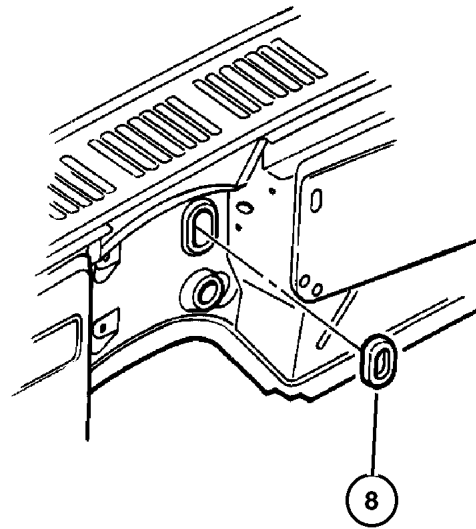
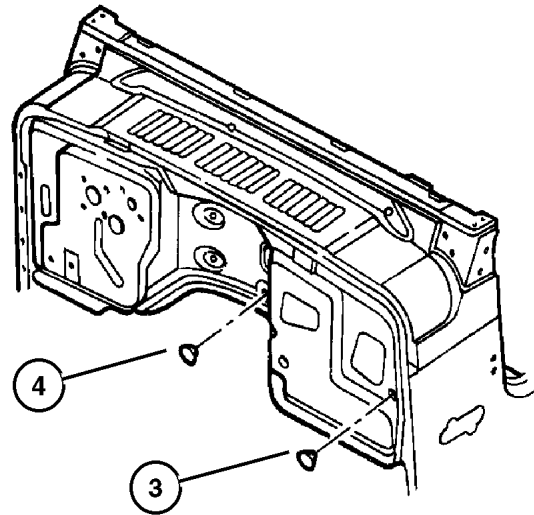
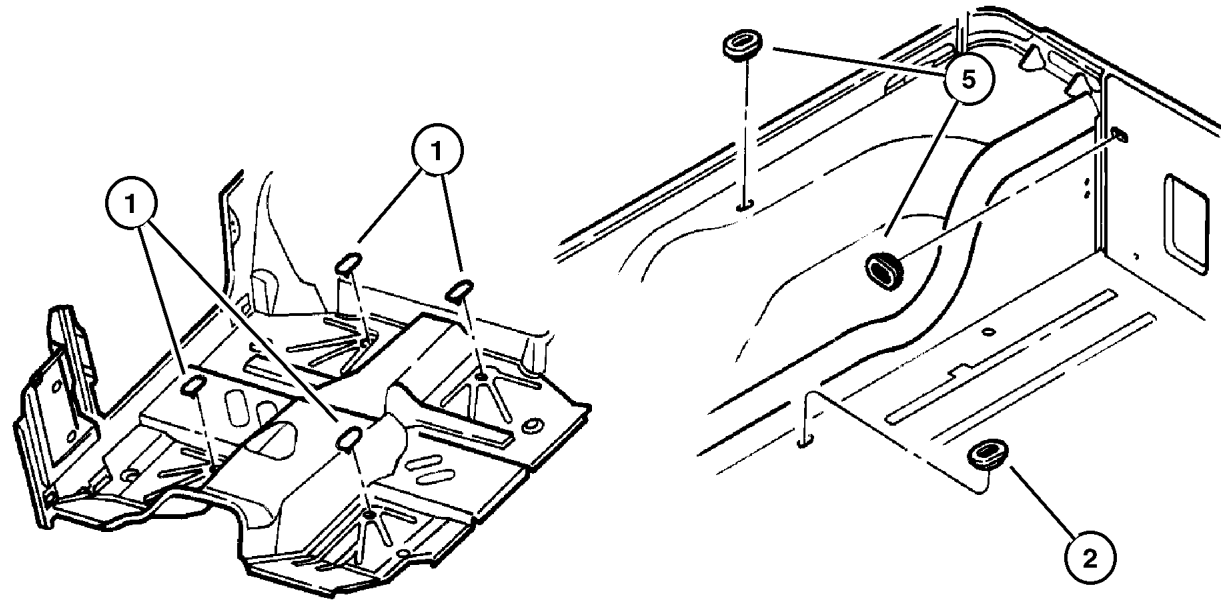
BODY
77=93.4 WB

ENGINE
EPE, EP0 = 2.5L Power Tech
ERH, ER0 = 4.0L Power Tech

TRANSMISSION
DGG, DGD = 32RH 3 Spd. Auto.
DDQ = 5 Spd. Manual
DDD = 5 Speed HD Manual
DGO = Auto Trans.
DDB = Manual Trans.
DDO = All 5 Speed Manual

Plugs Figure STJ-310

ITEM	PART NUMBER	QTY	LINE	BODY	DESCRIPTION
1	4586 055	8			PLUG, Floor Pan, Front
2	6004 507	2			PLUG, Body, 25.4mm x 38.1mm, Rubber, Rear Floor Pan
3	2424 864	1			PLUG, Body, 1.75 Diameter
4	55257 380AA	AR			PLUG, Dash Panel Rear Body Wiring
5	1774 076	2			PLUG
6	55176 729AA	2			PLUG, Cowl Side
7	4646 855	2			PLUG, Floor Pan
8					PLUG, Body, 4.0mm X 76.4mm, (NOT SERVICED)



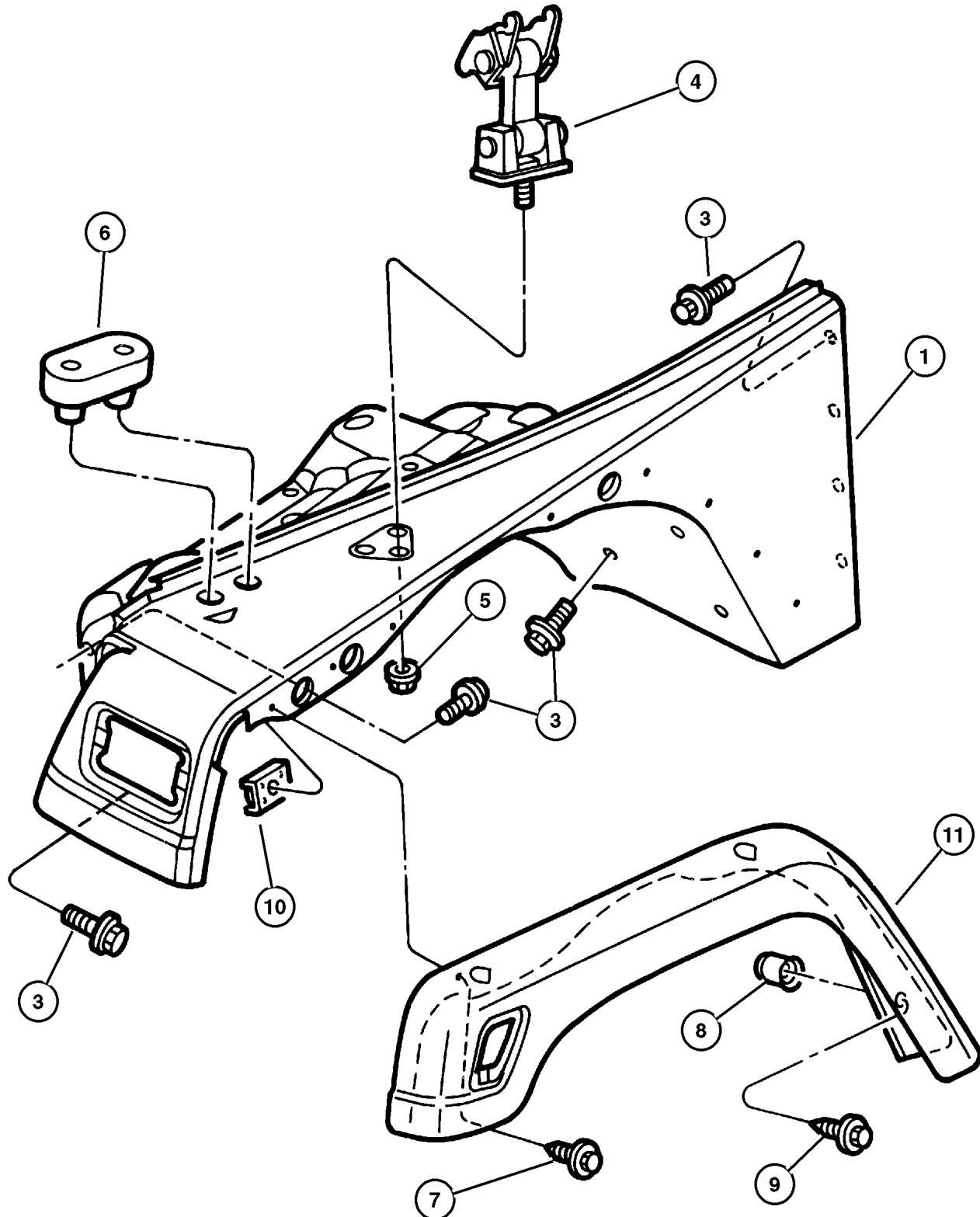
JEEP WRANGLER (TJ)				
SERIES	LINE	BODY	ENGINE	TRANSMISSION
H=Sport	J = Wrangler 4WD	77=93.4 WB	EPE, EP0 = 2.5L Power Tech	DGG, DGD = 32RH 3 Spd. Auto.
L=SE	U = Wrangler 4WD (RHD)		ERH, ER0 = 4.0L Power Tech	DDQ = 5 Spd. Manual
P=Sahara				DDD = 5 Speed HD Manual
				DG0 = Auto Trans.
				DBB = Manual Trans.
				DD0 = All 5 Speed Manual

AR = Use as required - = Non illustrated part # = New this model year

February 6, 2002

Fender And Flare, Front
Figure STJ-410

ITEM	PART NUMBER	QTY	LINE	BODY	DESCRIPTION
1					PANEL, Fender
	5003 950AC	1			Right
	5003 951AC	1			Left
-2	5517 4658	2			SHIELD, Splash, Front
3	6100 583	8			BOLT AND CONED WASHER, Hex Head, M8x25x20
4	55176 636AD	2			CATCH, Hood
5	6101 445	2			NUT AND WASHER, Hex Nut-Coned Washer, M8 x 1.25
6	J400 7541	2			BUMPER, Fender, Oblong Head in Front Fender as Hood Cushion
7					SCREW AND WASHER, .190-16x.750, (NOT SERVICED)
8					NUT, M5x0.80x11.09, (NOT SERVICED)
9					SCREW AND WASHER, M5x.080x20.00, (NOT SERVICED)
10					NUT, Plastic
	J400 4868	14			Front
		10			Rear
11					EXTENSION, Fender
	QP94 DX8	1			Black High Gloss, SAHARA, Right
	QP94 DX9	1			Black, Flat, SAHARA, Right
	QP94 SG8	1			Forest Green, SAHARA, Right
	QP94 SW1	1			White, SAHARA, Right
	QP94 WTD	1			Sand, SAHARA, Right
	QP95 DX8	1			Black High Gloss, SAHARA, Left
	QP95 DX9	1			Black, Flat, SAHARA, Left
	QP95 SG8	1			Forest Green, SAHARA, Left
	QP95 SW1	1			White, SAHARA, Left
	QP95 WTD	1			Sand, SAHARA, Left
	5525 4918	1			Black, Textured, Right
	5525 4919	1			Black, Textured, Left



JEEP WRANGLER (TJ)

SERIES
H=Sport
L=SE
P=Sahara

LINE
J = Wrangler 4WD
U = Wrangler 4WD (RHD)

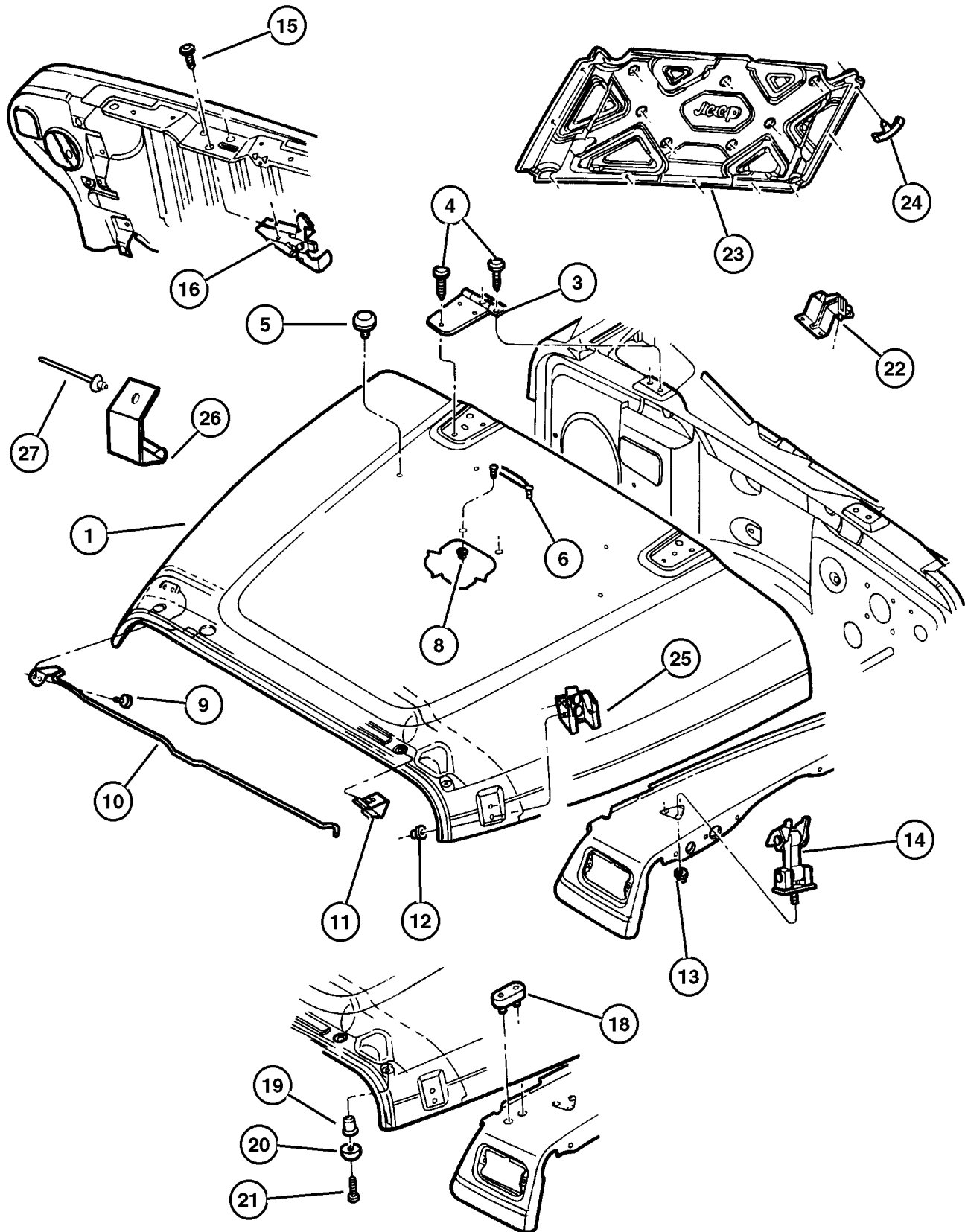
BODY
77=93.4 WB

ENGINE
EPE, EP0 = 2.5L Power Tech
ERH, ER0 = 4.0L Power Tech

TRANSMISSION
DGG, DGD = 32RH 3 Spd. Auto.
DDQ = 5 Spd. Manual
DDD = 5 Speed HD Manual
DG0 = Auto Trans.
DDB = Manual Trans.
DDO = All 5 Speed Manual

Hood, Lock, Catches Figure STJ-510

ITEM	PART NUMBER	QTY	LINE	BODY	DESCRIPTION
1					HOOD
	55176 594AE	1			Up to 2/7/00, (Prop Rod Hole is Round)
	#5066 182AA	1			After 2/7/00, (Prop Rod Hole is Rectangular)
-2	5517 6589	AR			SHIM
3	5507 5559	2			HINGE, Hood
4	6503 154	6			SCREW AND WASHER, Round Head, M8x1.25x20
5	5507 5590	2			BUMPER, Hood
6	5517 6422	1			BRACKET, Windshield Hold Down
-7	6036 102AA	2			SCREW, .19-24.50
8	6502 028	2			NUT AND WASHER, Hex Nut-Coned Washer, M4 x 0.70
9	6034 980	2			SCREW, Pan Head, .19-24x.437, Hood Prop Rod Mounting
10	55176 635AD	1			ROD, Hood Prop
11					CLIP, Prop Rod
	55075 480AC	1			Up to 2/7/00, (Prop Rod Hole is Round)
	J400 7456	1			After 2/7/00, (Prop Rod Hole is Rectangular), Plastic
12	6504 030	4			NUT AND WASHER, Hex, M6x1
13	6101 445	2			NUT AND WASHER, Hex Nut-Coned Washer, M8 x 1.25
14	55176 636AD	2			CATCH, Hood
15					SCREW AND WASHER, (NOT SERVICED)
16	55176 731AE	1			HOOK, Hood Safety Catch
-17	55176 732AB	1			SPRING, Hood Pop Up
18	J400 7541	2			BUMPER, Fender, Oblong
19	J400 5237	2			NUT, Hex, .19-32x430, Well Type Hood Bumper Support
20	5517 6291	2			BUMPER, Steel Insert
21	6034 205	2			SCREW, Pan Head, .19-32x.625, Hood Bumper Support
22	5517 5096	2			REINFORCEMENT, Hood Hinge
23					INSULATION, Hood, (NOT REQUIRED)
24					RETAINER, Hood Insulation, .415x.690, (NOT REQUIRED)
25	55176 428AC	2			BRACKET, Hood Catch
26	5503 2768	1			SKID PLATE, Secondary Hood Catch
27	6500 787	1			RIVET, M5x11.30



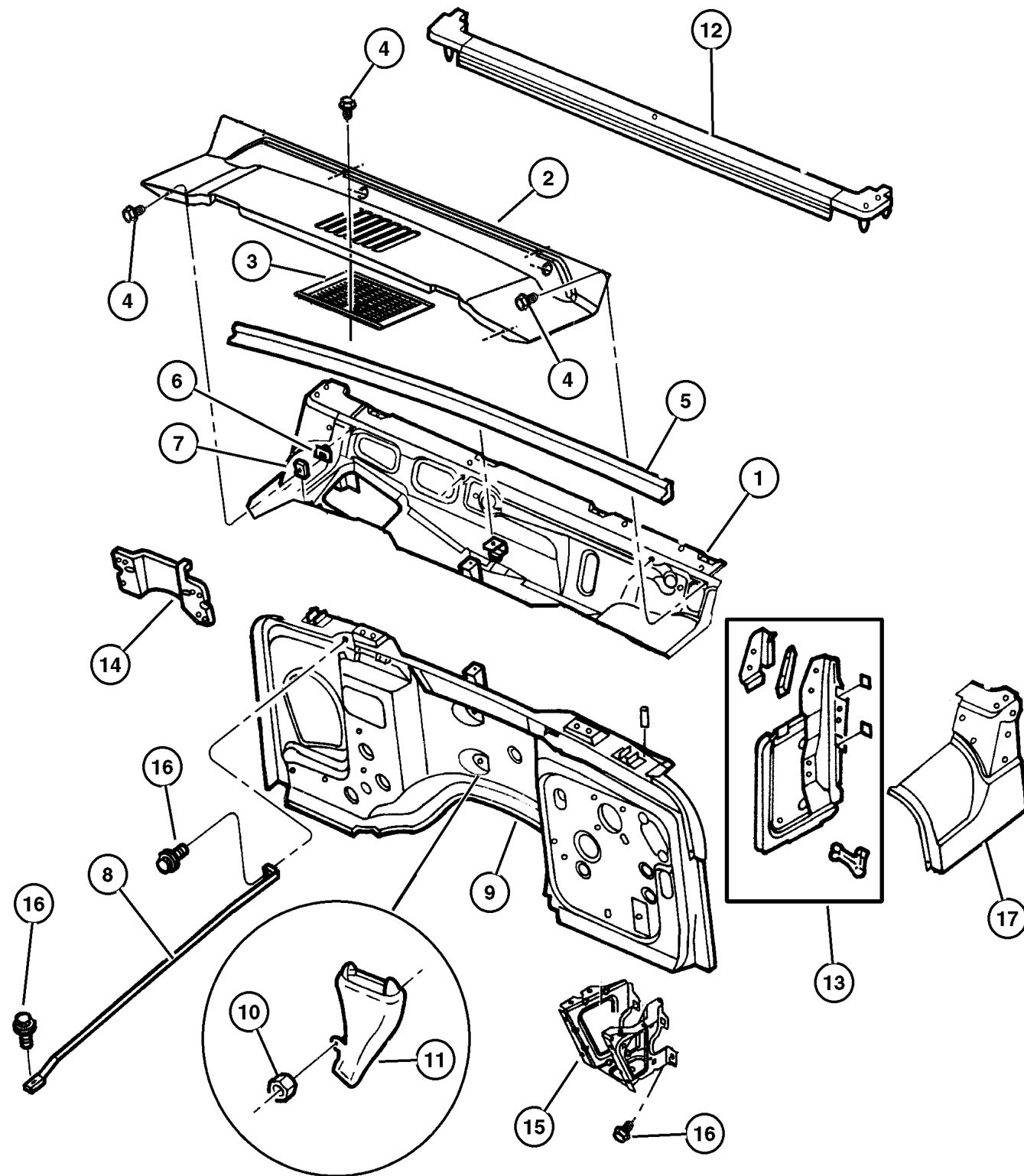
JEEP WRANGLER (TJ)

SERIES	LINE	BODY	ENGINE	TRANSMISSION
H=Sport	J = Wrangler 4WD	77=93.4 WB	EPE, EP0 = 2.5L Power Tech	DGG, DGD = 32RH 3 Spd. Auto.
L=SE	U = Wrangler 4WD (RHD)		ERH, ER0 = 4.0L Power Tech	DDQ = 5 Spd. Manual
P=Sahara				DDD = 5 Speed HD Manual
				DG0 = Auto Trans.
				DBB = Manual Trans.
				DDO = All 5 Speed Manual

AR = Use as required - = Non illustrated part # = New this model year

February 6, 2002

**Panels, Cowl And Dash
Figure STJ-610**



ITEM	PART NUMBER	QTY	LINE	BODY	DESCRIPTION
1					PANEL, Cowl
	55174 624AC	1	J		
	55174 625AC	1	U		
2					GRILLE, Cowl Panel
	55174 636AB	1	J		
	55174 637AC	1	U		
3	55037 422AA	1			SCREEN, Cowl
4					SCREW, .164-15x1.21, (NOT SERVICED)
5	5517 4640	1			WEATHERSTRIP, Hood to Cowl
6					NUT, Snap In
	6506 063AA	4	J		
		4	U		
7					NUT, Spring, .16-18
	0152 490	3	J		
		3	U		
8	#5517 6588	2			BRACKET, Dash Panel to Plenum
9					PANEL, Dash
	55174 644AB	1	J		
	55174 645AB	1	U		
10	6100 048	1			NUT, Hex, M6x1.00
11	5517 6555	1			DRAIN, Heater and A/C
12	55176 566AE	1			WEATHERSTRIP, Windshield to Cowl
13					PANEL, Cowl Side
	5517 6092	1	J		Upper Right
		1	U		Upper Right
	5517 6093	1	J		Upper Left
		1	U		Upper Left
14					BRACKET, Module
	5517 6011	1	J		
	#5517 6099	1	U		
15					REINFORCEMENT, Battery Tray
	5517 4782	1			Right
	5517 4783	1			Left
16	6100 583	6			BOLT AND CONED WASHER, Hex Head, M8x25x20
17					PANEL, Cowl Top, Serviced in Panel Body Side, (NOT SERVICED)

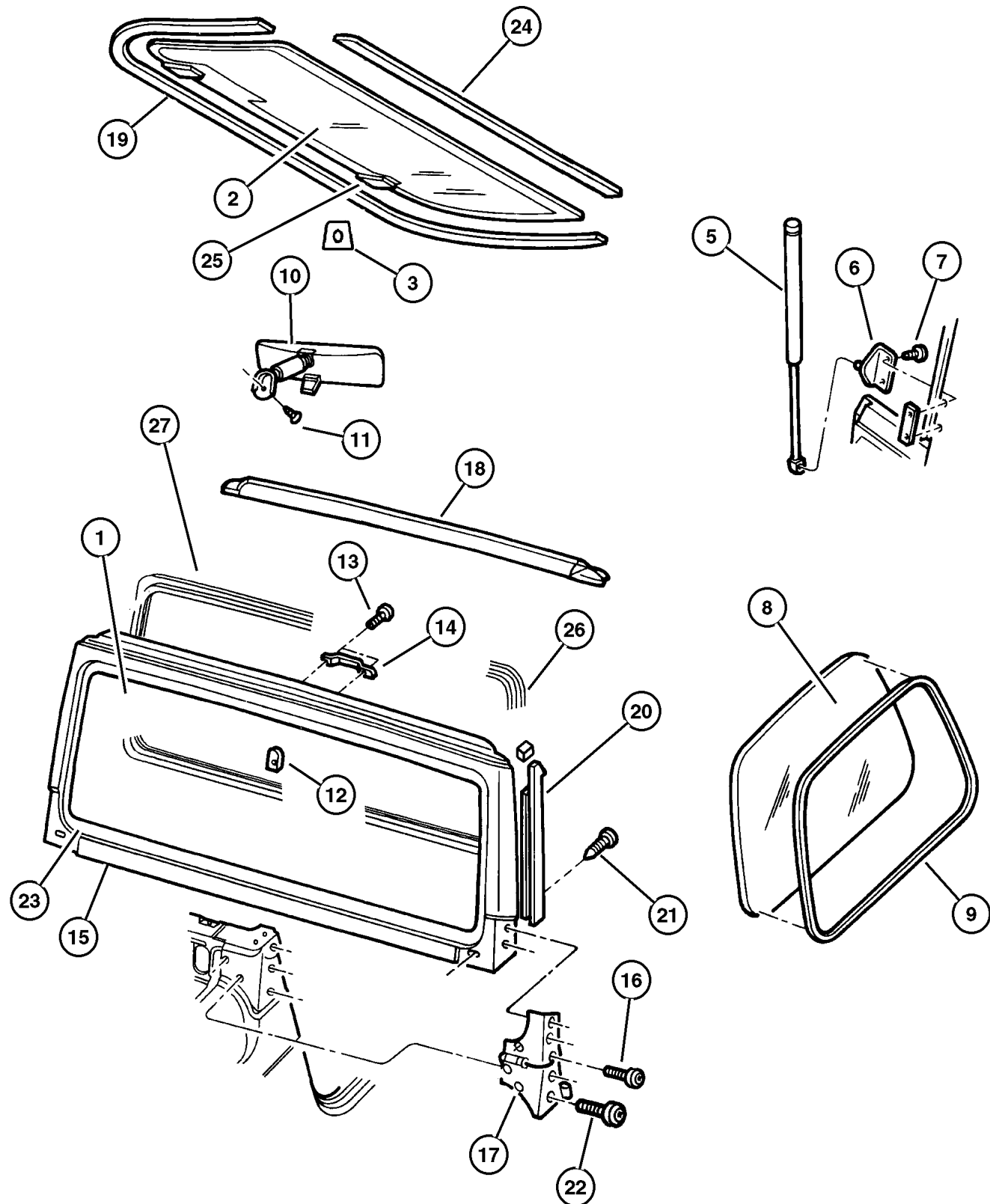
JEEP WRANGLER (TJ)

SERIES	LINE	BODY	ENGINE	TRANSMISSION
H=Sport	J = Wrangler 4WD	77=93.4 WB	EPE, EP0 = 2.5L Power Tech	DGG, DGD = 32RH 3 Spd. Auto.
L=SE	U = Wrangler 4WD (RHD)		ERH, ER0 = 4.0L Power Tech	DDQ = 5 Spd. Manual
P=Sahara				DDD = 5 Speed HD Manual
				DG0 = Auto Trans.
				DBB = Manual Trans.
				DDO = All 5 Speed Manual

AR = Use as required - = Non illustrated part # = New this model year

February 6, 2002

Glass, Windshield, Backlite, Quarter Windshield Frame, Hinges
Figure STJ-710



ITEM	PART NUMBER	QTY	LINE	BODY	DESCRIPTION
1					WINDSHIELD
	4874 994	1			10- Lite Pack
	4874 995	1			30- Lite Pack
2					BACKLITE
	4883 307	1			Tinted
	4883 306	1			Tint, Heated
	4883 306AB	1			Privacy, Heated
3					BRACKET, Ballstud
	4883 496AA	1			Right
	4883 497AA	1			Left
-4					BRACKET, Ballstud, (NOT REQUIRED)
5	55076 310AB	2			PROP, Liftgate
6	55076 311AB	2			BALL STUD, Body Side
7					SCREW, M6x1.00x20.00, (NOT SERVICED)
8					GLASS, Rear Quarter, Vented
	5517 6278	1			Tinted, Right
	5517 6279	1			Tinted, Left
	5517 6306	1			Privacy, Right
	5517 6307	1			Privacy, Left
9	5517 6577	2			MOLDING, Quarter Window
10	55009 784AB	1			MIRROR, Inside Rear View
11	J400 5766	1			SCREW, Pan Head, .164-32x.460
12	J365 7374	1			SUPPORT, Rear View Mirror
13					SCREW, .190-24x.500, (NOT SERVICED)
14	5501 3666	1			FOOTMAN LOOP, Hold Down
15	55174 607AD	1			PANEL, Windshield Frame
16	6035 898	2			SCREW AND WASHER, Truss Head, .312-18x1.12
17					HINGE, Door
	55075 702AD	1			Right
	55075 703AD	1			Left
18	55176 512AE	1			SEAL, Header Opening
19	55175 041AF	1			WEATHERSEAL, LIFTGATE
20					WEATHERSTRIP, Front Door
	55176 618AB	1			Right
	55176 619AB	1			Left
21	6035 369	6			SCREW, Piercing, .164-15x1.25
22	6035 757	8			SCREW
23	55176 567AB	1			MOLDING, Windshield Reveal
24	5517 5042	1			WEATHERSTRIP, Backlite
25					HINGE, Liftglass
	5013 722AA	1			Right
	5013 723AA	1			Left
26					SEAL, Header Top And Side Rail, (NOT REQUIRED)

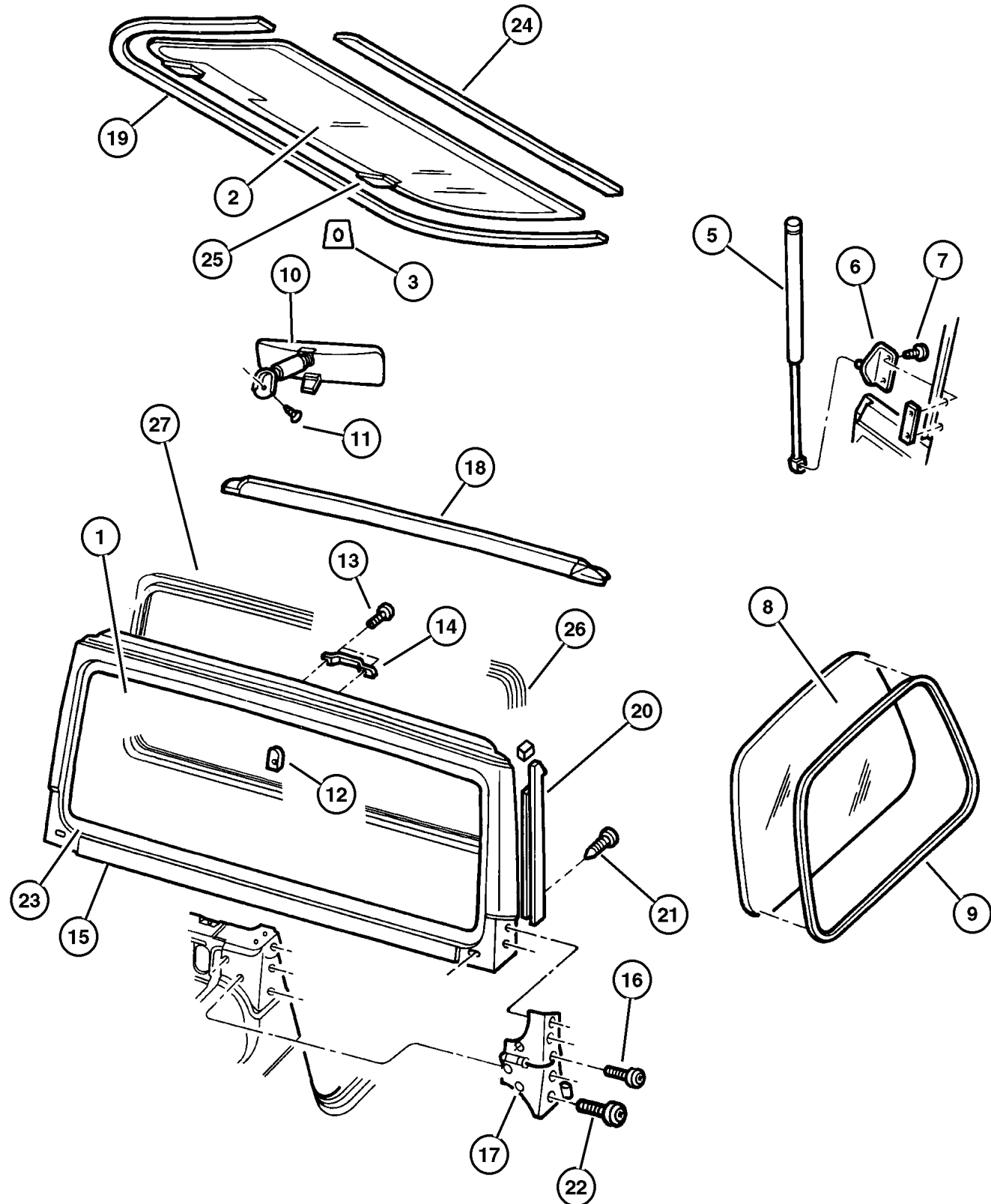
JEEP WRANGLER (TJ)

SERIES	LINE	BODY	ENGINE	TRANSMISSION
H=Sport	J = Wrangler 4WD	77=93.4 WB	EPE, EP0 = 2.5L Power Tech	DGG, DGD = 32RH 3 Spd. Auto.
L=SE	U = Wrangler 4WD (RHD)		ERH, ER0 = 4.0L Power Tech	DDQ = 5 Spd. Manual
P=Sahara				DDD = 5 Speed HD Manual
				DG0 = Auto Trans.
				DBB = Manual Trans.
				DD0 = All 5 Speed Manual

AR = Use as required - = Non illustrated part # = New this model year

February 6, 2002

**Glass, Windshield, Backlite, Quarter Windshield Frame, Hinges
Figure STJ-710**



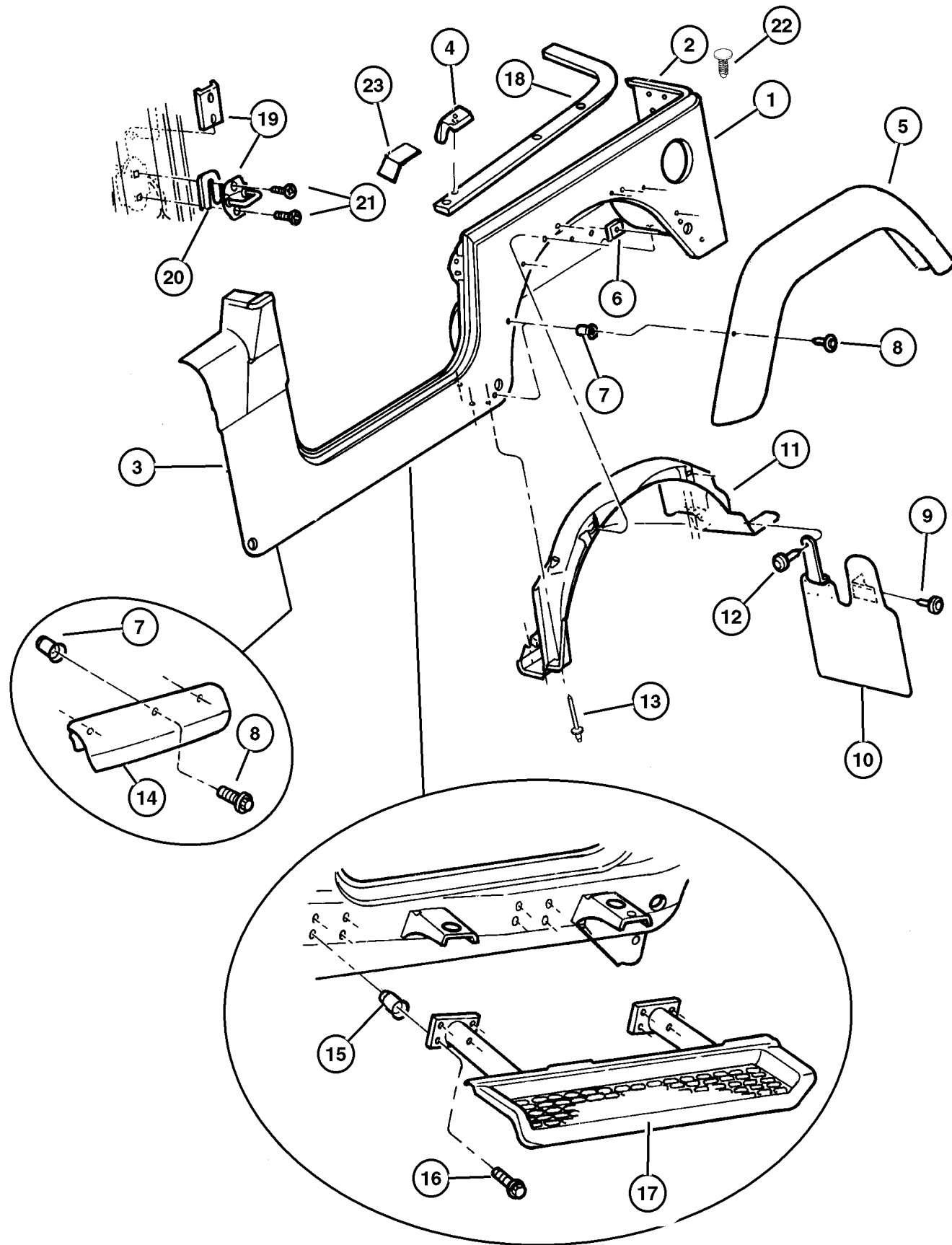
ITEM	PART NUMBER	QTY	LINE	BODY	DESCRIPTION
27	55176 430AD	1			MOLDING, Windshield Garnish
-28	5500 9433	1			GASKET, Hinge To Glass
-29	5500 9434	1			BUSHING, Hinge to Glass
-30	5500 9788	1			SEAL, Hinge To Glass
-31	J400 7384	1			NUT AND WASHER, Hex
-32	5501 9378	1			CAP, Hinge Cover
-33	5517 6464	1			GROMMET, Wiper Motor And Bracket
-34	5517 6421	2			TAPE, Anti Chip

JEEP WRANGLER (TJ)				
SERIES	LINE	BODY	ENGINE	TRANSMISSION
H=Sport	J = Wrangler 4WD	77=93.4 WB	EPE, EP0 = 2.5L Power Tech	DGG, DGD = 32RH 3 Spd. Auto.
L=SE	U = Wrangler 4WD (RHD)		ERH, ER0 = 4.0L Power Tech	DDQ = 5 Spd. Manual
P=Sahara				DDD = 5 Speed HD Manual
				DG0 = Auto Trans.
				DBB = Manual Trans.
				DDO = All 5 Speed Manual

AR = Use as required - = Non illustrated part # = New this model year

February 6, 2002

Panels, Body Side
Figure STJ-810



ITEM	PART NUMBER	QTY	LINE	BODY	DESCRIPTION
1					PANEL, Body Side
	4874 196AB	1			Right
	4874 197AB	1			Left
2					PANEL, Rear Corner
	5517 5664	1			Right
	5517 5665	1			Left
3	5517 5024	1			REINFORCEMENT, Side Panel
4					SEAL, Mocket
	55177 256AA	1			Right
	55177 257AA	1			Left
5					EXTENSION, Wheel House
	5517 5726	1			Black, Textured, Right
	5517 5727	1			Black, Textured, Left
	5DS74 DX8AB	1			Black,Clear Coat, SAHARA, Right
	5DS74 DX9AB	1			Black, Flat, SAHARA, Right
	5DS74 SG8AB	1			Forest Green, SAHARA, Right
	5DS74 SW1AB	1			Stone White, SAHARA, Right
	5DS74 WTDAB	1			Desert Sand, SAHARA, Right
	5DS75 DX8AB	1			Black,Clear Coat, SAHARA, Left
	5DS75 DX9AB	1			Black, Flat, SAHARA, Left
	5DS75 SG8AB	1			Forest Green, SAHARA, Left
	5DS75 SW1AB	1			Stone White, SAHARA, Left
	5DS75 WTDAB	1			Desert Sand, SAHARA, Left
6					NUT, Plastic
	J400 4868	14			Front
		10			Rear
7					NUT, Rivet Round, M5x0.80x11.09, (NOT SERVICED)
8					SCREW AND WASHER, M5X.80X20.00, (NOT SERVICED)
9					SCREW, .190-16x.750, (NOT SERVICED)
10					SHIELD, Splash
	55155 696AA	1			Right
	55155 697AA	1			Left
11					SHIELD, Splash, Liner, Rear Wheelhouse
	55155 632AB	1			Right
	55155 633AB	1			Left
12					RIVET, .250x.492, (NOT SERVICED)
13	6030 441	10			PIN, Retainer
14					EXTENSION, Fender
	5525 4928	1			Black, Flat, SPORT, Right
	5525 4929	1			Black, Flat, SPORT, Left
	5DV1 2DX9	1			Black, Flat, SAHARA, Right
	5DV1 3DX9	1			Black, Flat, SAHARA, Left
15	6504 397	14			NUT, M8-1.25

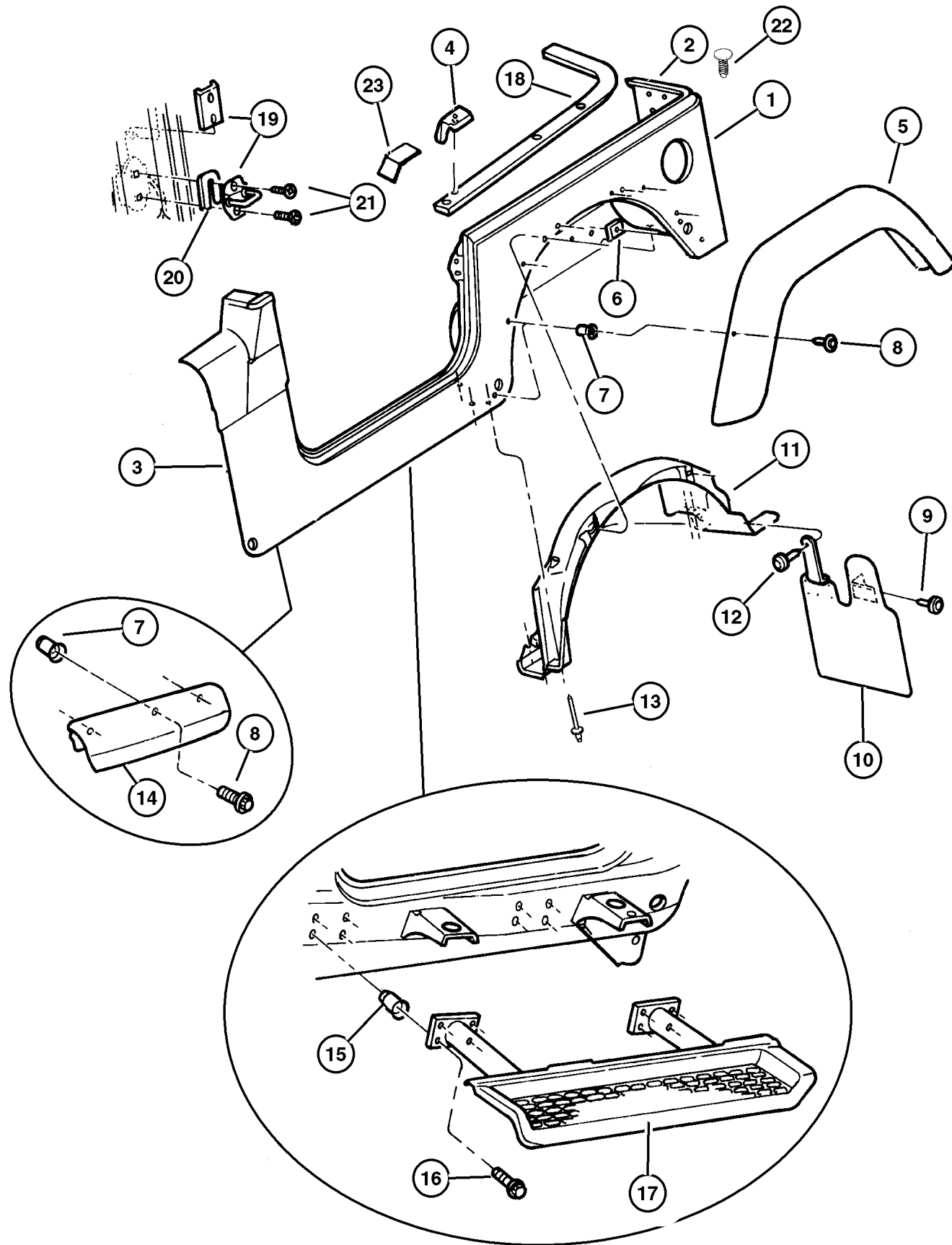
JEEP WRANGLER (TJ)

SERIES	LINE	BODY	ENGINE	TRANSMISSION
H=Sport	J = Wrangler 4WD	77=93.4 WB	EPE, EP0 = 2.5L Power Tech	DGG, DGD = 32RH 3 Spd. Auto.
L=SE	U = Wrangler 4WD (RHD)		ERH, ER0 = 4.0L Power Tech	DDQ = 5 Spd. Manual
P=Sahara				DDD = 5 Speed HD Manual
				DG0 = Auto Trans.
				DBB = Manual Trans.
				DDO = All 5 Speed Manual

AR = Use as required - = Non illustrated part # = New this model year

February 6, 2002

Panels, Body Side
Figure STJ-810



ITEM	PART NUMBER	QTY	LINE	BODY	DESCRIPTION
16	6501 648	14			SCREW, Hex Flange Head, M8x1.25x25.00, Side Step
17	5517 5158	1			STEP PAD, Side Step Right
	5517 5159	1			Left
18	55175 754AB	1			RETAINER, Belt Rail Right
	55175 755AB	1			Left
19	4780 259	2			STRIKER, Door
20	4520 289	AR			SPACER, Door Latch Striker
	5507 5483	AR			2.0/2.5 Thick
21	6503 120	4			SCREW AND WASHER, Button Head Torx, M8x1.25x39.50
22	6504 662	4			RETAINER, Push On
23					FOAM BLOCK, Upper B-Pillar, (NOT REQUIRED)
-24	#55363 274AA	1			LABEL, Mercury Warning, B Pillar Below The Striker

JEEP WRANGLER (TJ)

SERIES
H=Sport
L=SE
P=Sahara

LINE
J = Wrangler 4WD
U = Wrangler 4WD (RHD)

BODY
77=93.4 WB

ENGINE
EPE, EP0 = 2.5L Power Tech
ERH, ER0 = 4.0L Power Tech

TRANSMISSION
DGG, DGD = 32RH 3 Spd. Auto.
DDQ = 5 Spd. Manual
DDD = 5 Speed HD Manual
DGO = Auto Trans.
DBB = Manual Trans.
DDO = All 5 Speed Manual

AR = Use as required - = Non illustrated part # = New this model year

February 6, 2002

Soft Top And Windows
Figure STJ-1110

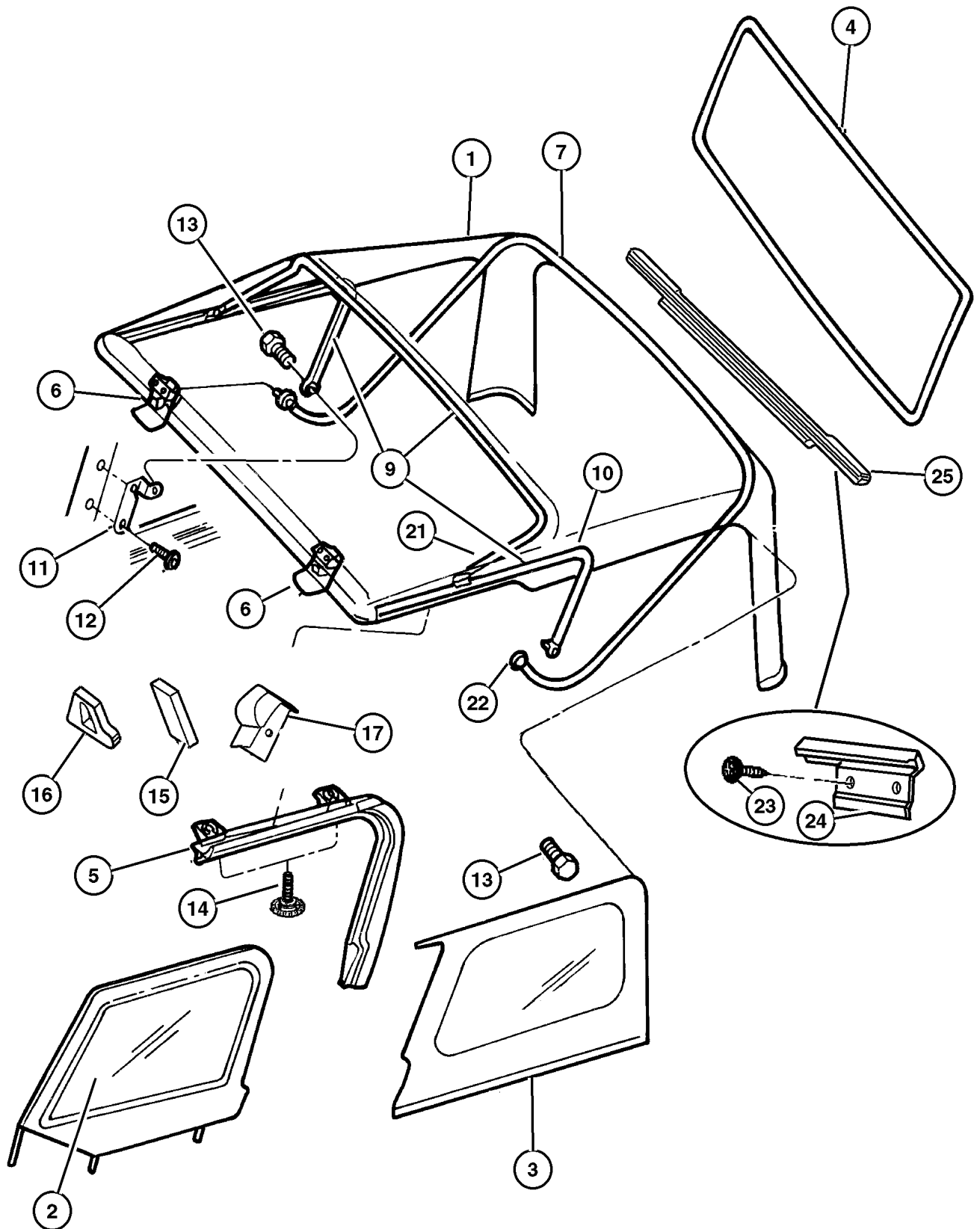
ITEM	PART NUMBER	QTY	LINE	BODY	DESCRIPTION
1					COVER, Soft Top
	5FM99 TW1AB	1			White
	5FM99 TX7AB	1			Black
	5FM99 VK9AB	1			Tan
2					WINDOW, Half Door Soft Top
	5FV22 BX7AF	1			Black, Right
	5FV22 SW1AF	1			White, Right
	5FV22 VK9AF	1			Tan, Right
	5FV23 BX7AF	1			Black, Left
	5FV23 SW1AF	1			White, Left
	5FV23 VK9AF	1			Tan, Left
3					WINDOW, Quarter
	5EZ00 BX7AB	1			Black, Right
	5EZ00 SW1AB	1			White, Right
	5EZ00 VK9AB	1			Tan, Right
	5EZ01 BX7AB	1			Black, Left
	5EZ01 SW1AB	1			White, Left
	5EZ01 VK9AB	1			Tan, Left
4					WINDOW, Tailgate
	5EZ03 BX7AB	1			Black
	5EZ03 SW1AB	1			White
	5EZ03 VK9AB	1			Tan
5					FRAME, Door Glass
	55175 858AE	1			Right
	55175 859AE	1			Left
6	5517 6287	2			LATCH AND BASE, Folding Top
7	55176 442AB	1			BOW, Folding Top, Number 3
-8	4778 470	1			SNAP KIT, Soft Top, Male, Soft Top Cover Attaching, Bow #3
9	4874 281	1			BOW, Folding Top, Number 1, And Number 2, With Pivot, Includes Front Header
10	5517 6206	2			BUMPER, Rubber, Number 2 Bow Rest
11					BRACKET, Soft Top Bow 1 & 3
	5517 5802	1			Right
	5517 5803	1			Left
12	6503 267	4			SCREW, Round Head, M6x1x25
13	6035 797	4			SCREW, Shoulder, .190-24x.625
14	5517 6198	4			PIN, Release Lever
15					SEAL, Door, Also Serviced in Frame Door Glass, (NOT REQUIRED)
16					SEAL, A-Pillar Blocker
	55176 714AA	1			Right
	55176 715AA	1			Left

JEEP WRANGLER (TJ)

SERIES	LINE	BODY	ENGINE	TRANSMISSION
H=Sport	J = Wrangler 4WD	77=93.4 WB	EPE, EP0 = 2.5L Power Tech	DGG, DGD = 32RH 3 Spd. Auto.
L=SE	U = Wrangler 4WD (RHD)		ERH, ER0 = 4.0L Power Tech	DDQ = 5 Spd. Manual
P=Sahara				DDD = 5 Speed HD Manual
				DG0 = Auto Trans.
				DBB = Manual Trans.
				DDO = All 5 Speed Manual

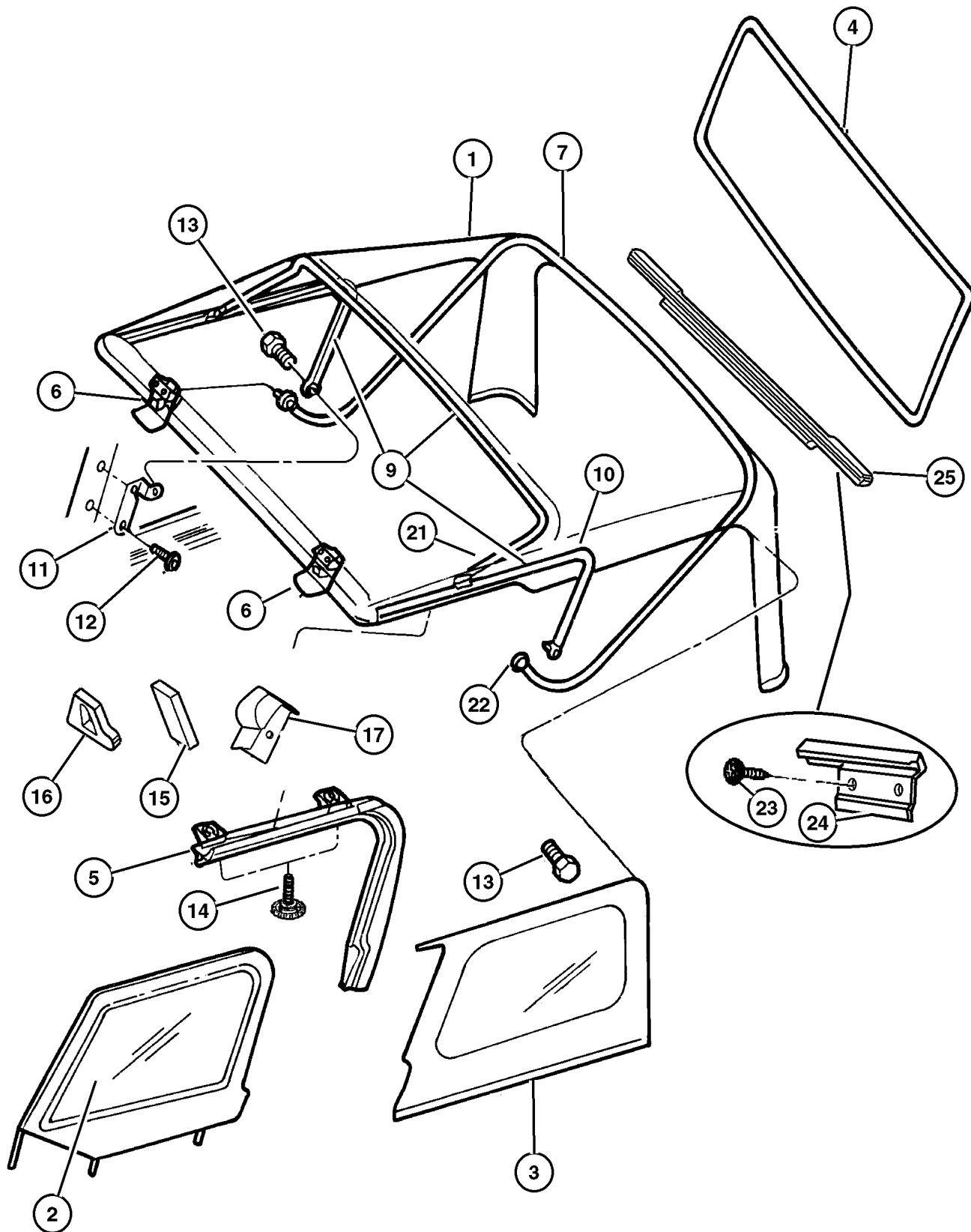
AR = Use as required - = Non illustrated part # = New this model year

February 6, 2002



Soft Top And Windows
Figure STJ-1110

ITEM	PART NUMBER	QTY	LINE	BODY	DESCRIPTION
17					SEAL, Header Top And Side Rail
	55176 722AC	1			Right
	55176 723AC	1			Left
-18	5517 6444	1			STRAP, Retaining, 2 Bow to 3 Bow Connect
-19	4897 190AA	1			PULL STRAP KIT, Attaches to Zipper Pull, Contains 5 Straps
-20					BOOT, Folding Top
	5FZ85 BX7AA	1			Black
	5FZ85 SW1AA	1			White
	5FZ85 VK9AA	1			Tan
21	5517 6064	2			KNUCKLE, Rear, Rear
22	5517 5813	2			KNUCKLE, Rear, Rear
23					SCREW AND WASHER, .164-18x.625, (NOT SERVICED)
24					CLIP, Tailgate Opening
	55176 738AA	1			Right
	55176 739AA	1			Left
25	55176 736AB	1			RETAINER, Soft Top Rail
-26	55177 245AA	1			TOOL, Wrench, Torx



JEEP WRANGLER (TJ)

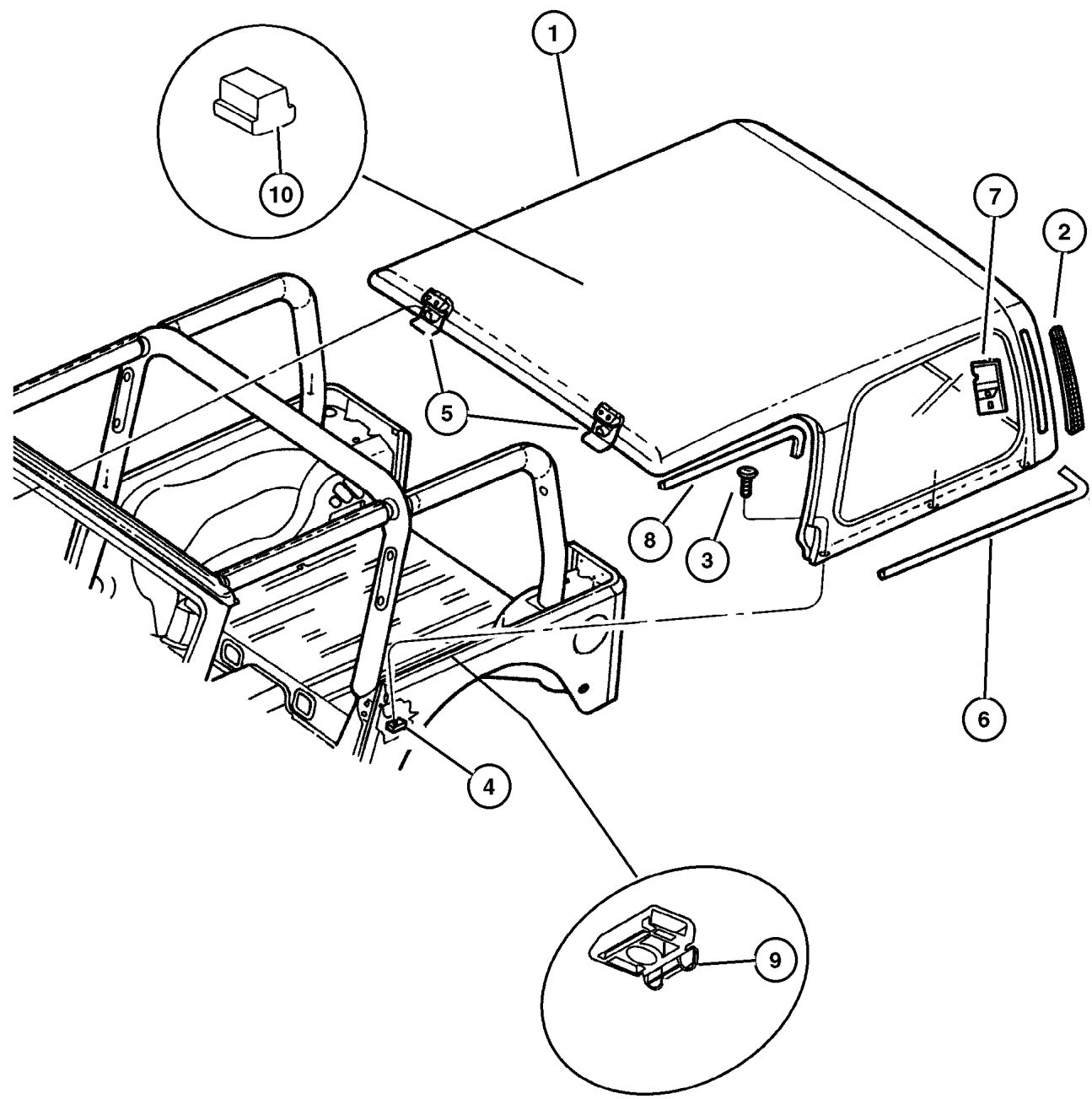
SERIES	LINE	BODY	ENGINE	TRANSMISSION
H=Sport	J = Wrangler 4WD	77=93.4 WB	EPE, EP0 = 2.5L Power Tech	DGG, DGD = 32RH 3 Spd. Auto.
L=SE	U = Wrangler 4WD (RHD)		ERH, ER0 = 4.0L Power Tech	DDQ = 5 Spd. Manual
P=Sahara				DDD = 5 Speed HD Manual
				DG0 = Auto Trans.
				DBB = Manual Trans.
				DDO = All 5 Speed Manual

AR = Use as required - = Non illustrated part # = New this model year

February 6, 2002

Top Enclosure, Hard
Figure STJ-1120

ITEM	PART NUMBER	QTY	LINE	BODY	DESCRIPTION
1					HARDTOP, Shell Only
	5GN27 BX7AB	1			Black
	5GN27 SW1AB	1			White
	5GN27 VK9AB	1			Tan
2					EXHAUSTER, Front Door
	5503 6306	1			Right
	5503 6307	1			Left
3	6035 627	4			SCREW AND WASHER, Truss Head, .312-18x1.12
4	6036 084AA	6			NUT, .312-18
5	5517 5816	2			LATCH AND BASE, Folding Top
6					SEAL, Enclosure To Body
	55176 372AB	1			Right
	55176 373AB	1			Left
7	5517 6190	1			COVER, Wiring Protector
8					MOLDING, Door Window Opening, (NOT REQUIRED)
9	55176 746AB	4			RETAINER, Folding Top Deck Closure
10	5517 6466	2			BUMPER, Upper Slam
-11	#55177 489AA	1			ISOLATOR, FOAM
-12	55177 245AA	1			TOOL, Wrench



JEEP WRANGLER (TJ)
 SERIES LINE BODY ENGINE TRANSMISSION
 H=Sport J = Wrangler 4WD 77=93.4 WB EPE, EP0 = 2.5L Power Tech DGG, DGD = 32RH 3 Spd. Auto.
 L=SE U = Wrangler 4WD (RHD) ERH, ER0 = 4.0L Power Tech DDQ = 5 Spd. Manual
 P=Sahara DDD = 5 Speed HD Manual
 DG0 = Auto Trans.
 DBB = Manual Trans.
 DDO = All 5 Speed Manual

Tailgate
Figure STJ-1310

ITEM	PART NUMBER	QTY	LINE	BODY	DESCRIPTION
1	55176 340AC	1			TAILGATE
2	55008 127AB	1			ROD, Tailgate Handle to Latch
3					SLEEVE, Anti-Rattle, Handle to Latch Rod, (NOT SERVICED)
4	4658 677	1			CLIP, Latch Link
5	5517 6547	1			HANDLE, Liftgate
6	55177 243AB	1			PIN, Latch Striker
7	5503 3620	AR			WASHER, Flat, .490x1.14x.060
8	5507 4800	AR			WASHER, Striker Latch
9	55176 450AD	1			BRACKET, Tailgate Striker
-10	J400 6303	2			RIVET, Dome Head Blind, .125x.275
11	J400 7536	3			SCREW AND WASHER, Tapping, .312-18x.120
12	6505 070AA	4			SCREW, Pan Head
13	55176 533AC	1			COVER, Tailgate Latch
14	J374 3608	1			SEAL, Handle, Outside Door Handle
15	6034 980	2			SCREW, Pan Head, .19-24x.437
16	5507 6011	1			LINK, Key Cylinder To Latch
17					SCREW, .164-18x.625, (NOT SERVICED)
18	55175 043AC	1			WEATHERSEAL, Tailgate
19	6035 493	8			SCREW
20	5507 5567	2			HINGE, Tailgate
21					SCREW AND WASHER, .164-18x.625, (NOT SERVICED)
22					CLIP, Tailgate Opening
	55176 738AA	1			Right
	55176 739AA	1			Left
23	55076 310AB	2			PROP, Liftgate
24	55074 947AC	1			LATCH, Tailgate
25	5517 6615	2			PLATE, Tailgate Latch
26	5502 5280	1			WATERSHIELD, Tailgate Latch
27	55176 736AB	1			RETAINER, Soft Top Rail
28	5517 5668	1			REINFORCEMENT, Tailgate Hinge
-29	J400 4455	1			SCREW AND WASHER, Hex Head, .312-18x1.12
30	6505 167AA	7			SCREW, Pan Head, M6x1x16

JEEP WRANGLER (TJ)

SERIES
H=Sport
L=SE
P=Sahara

LINE
J = Wrangler 4WD
U = Wrangler 4WD (RHD)

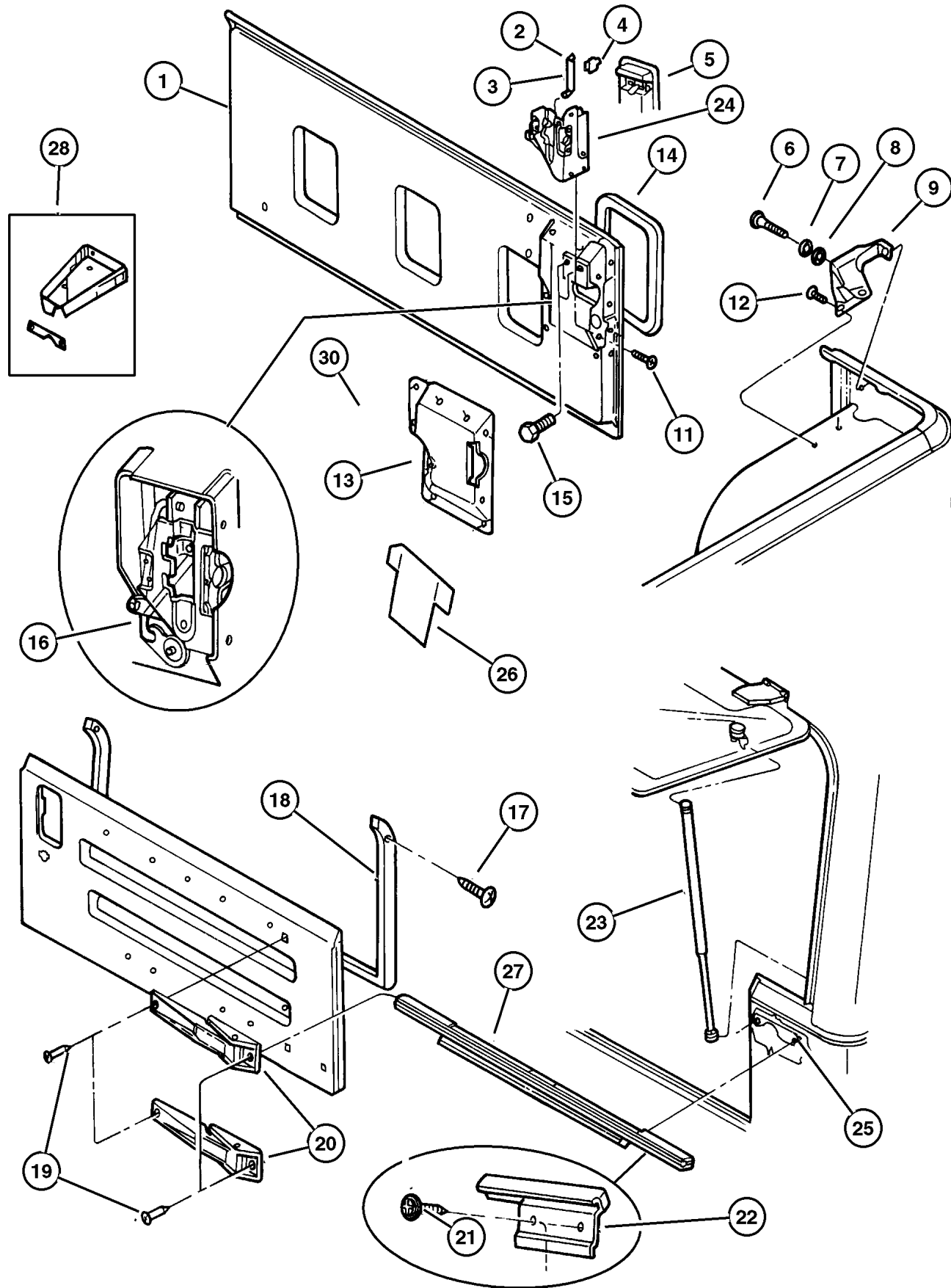
BODY
77=93.4 WB

ENGINE
EPE, EP0 = 2.5L Power Tech
ERH, ER0 = 4.0L Power Tech

TRANSMISSION
DGG, DGD = 32RH 3 Spd. Auto.
DDQ = 5 Spd. Manual
DDD = 5 Speed HD Manual
DGO = Auto Trans.
DBB = Manual Trans.
DDO = All 5 Speed Manual

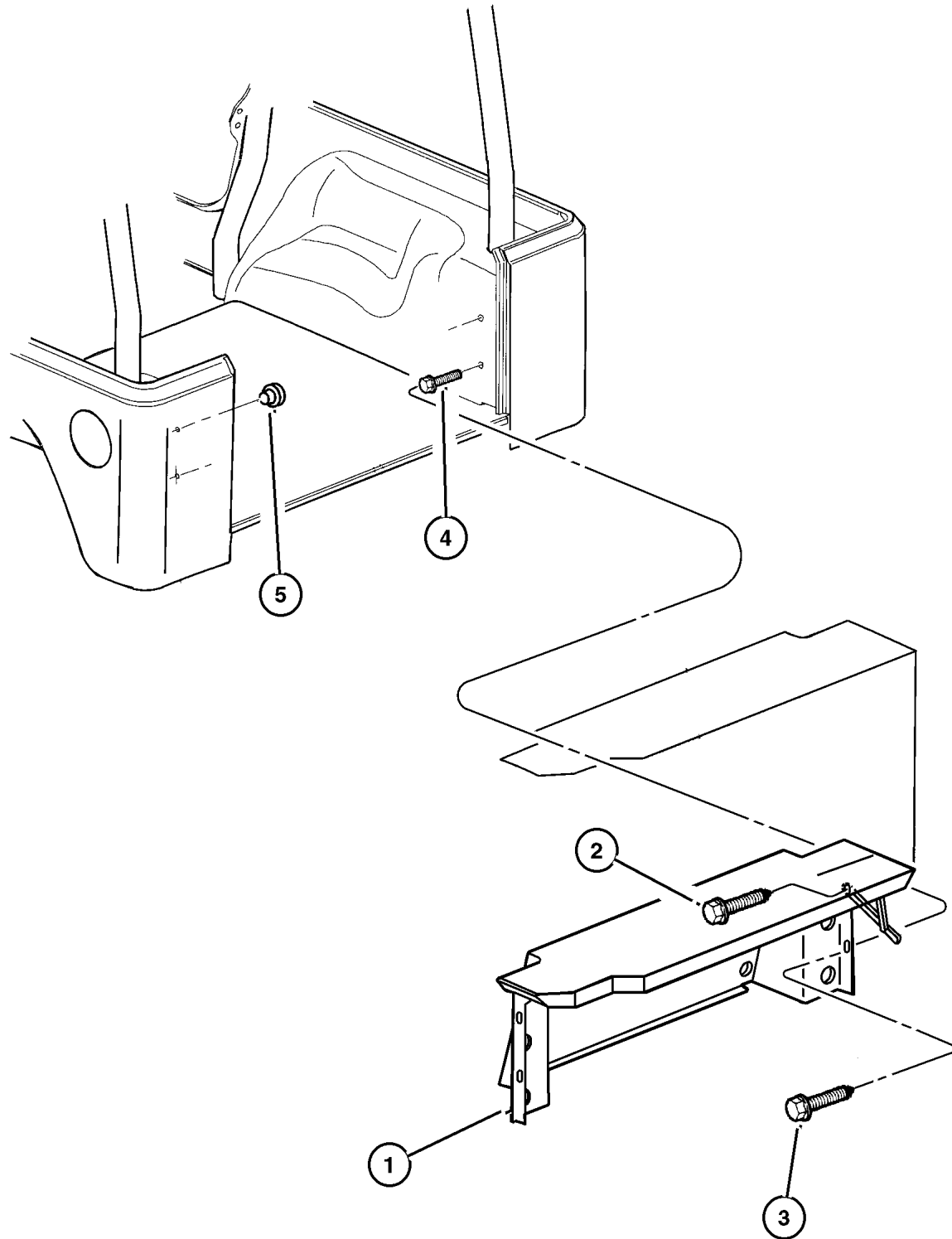
AR = Use as required - = Non illustrated part # = New this model year

February 6, 2002



**Add-a-Trunk
Figure STJ-1320**

ITEM	PART NUMBER	QTY	LINE	BODY	DESCRIPTION
1					PANEL, Add A Trunk
	5FV25 1AZAC	1			Agate
	5FV25 1K9AC	1			Tan
2	5521 6140	1			THUMBSCREW, M6x1-17
3	6101 719	3			SCREW AND WASHER, Tapping, M6-1.0x20.0
4	6503 245	4			NUT/RIVET, Cooler To Closure Panel, M6x1.00
5					PLUG, (NOT SERVICED)



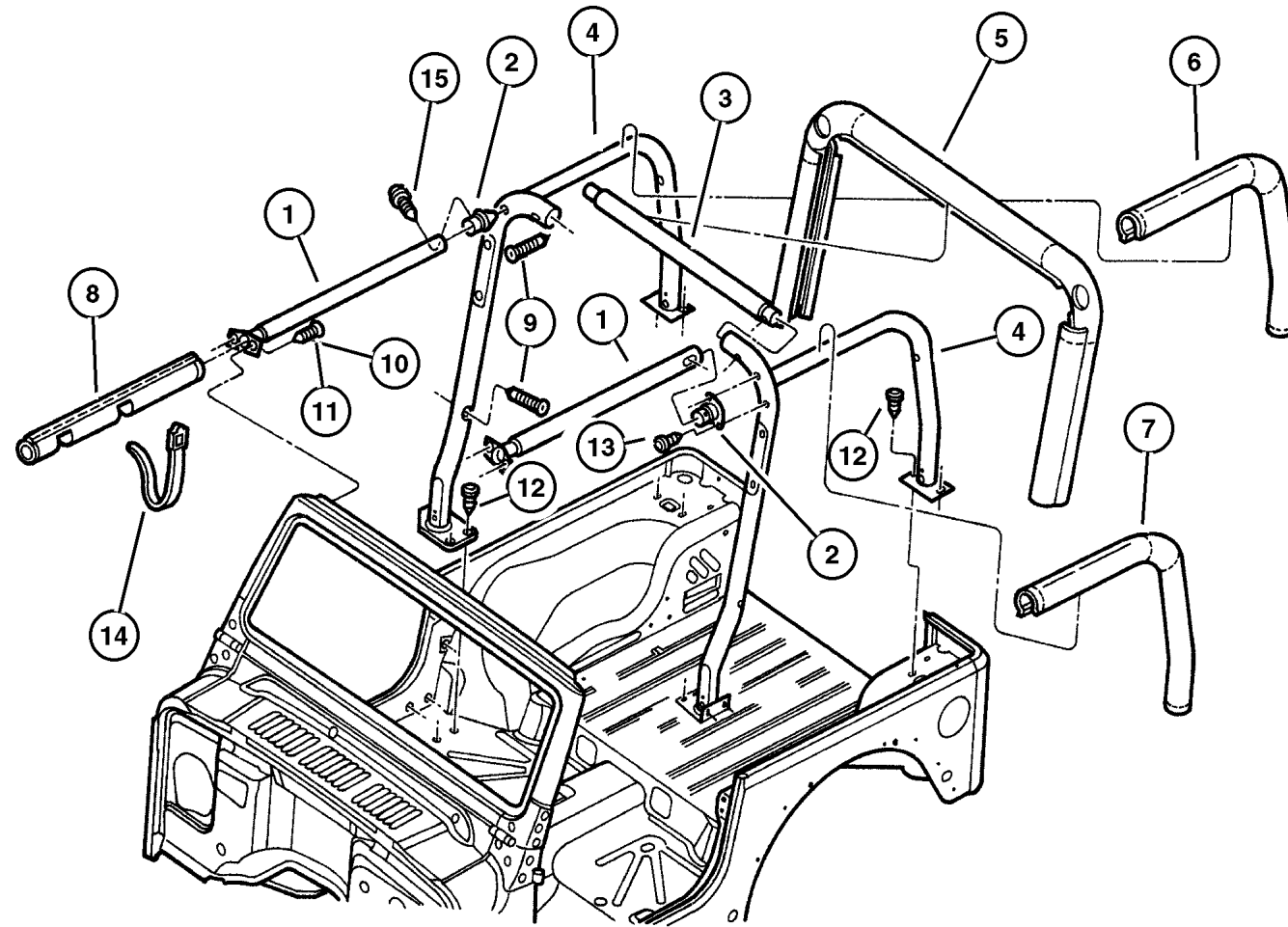
JEEP WRANGLER (TJ)

SERIES	LINE	BODY	ENGINE	TRANSMISSION
H=Sport	J = Wrangler 4WD	77=93.4 WB	EPE, EP0 = 2.5L Power Tech	DGG, DGD = 32RH 3 Spd. Auto.
L=SE	U = Wrangler 4WD (RHD)		ERH, ER0 = 4.0L Power Tech	DDQ = 5 Spd. Manual
P=Sahara				DDD = 5 Speed HD Manual
				DG0 = Auto Trans.
				DBB = Manual Trans.
				DDO = All 5 Speed Manual

AR = Use as required - = Non illustrated part # = New this model year

February 6, 2002

**Sport Bar Wrangler
Figure STJ-1610**



ITEM	PART NUMBER	QTY	LINE	BODY	DESCRIPTION
1					SIDE BAR, Sport Bar
	55176 504AD	1			Right
	55176 505AD	1			Left
2					BRACKET, Side
	5517 6506	1			Right
	5517 6507	1			Left
3	5517 6022	1			BAR, Sport, Center
4					BAR, Sport
	5517 6488	1			Right
	5517 6489	1			Left
5					PAD, Sport Bar, Center
	5FU79 LAZAC	1			Agate
	5FU79 RK5AC	1			Camel
	5GA16 LAZAB	1			Agate, Export
6					PAD, Sport Bar, Right
	5FU8 1LAZ	1			Agate, Without Speakers
	5FV0 8LAZ	1			Agate, With Speakers
	5FV0 8RK5	1			Camel, With Speakers
	5GA17 LAZAA	1			Agate, Without Speakers, Export
7					PAD, Sport Bar, Left
	5FU8 3LAZ	1			Agate, Without Speakers
	5FV0 9LAZ	1			Agate, With Speakers
	5FV0 9RK5	1			Camel, With Speakers
	5GA18 LAZAA	1			Agate, Without Speakers, Export
8					COVER, Side Bar
	5EH5 9RK5	2			Camel
	5EH5 9TAZ	2			Agate
9	6035 970AA	2			SCREW, Pan Head
10					SCREW, (NOT REQUIRED)
11	6504 050	4			SCREW, M8x1.25x25
12	6035 935AA	12			SCREW AND WASHER
13					SCREW, M8x1.25x30, (NOT SERVICED)
14	5501 5916	5			STRAP, Side Bar Hold Down
15	6035 970AA	2			SCREW, Pan Head, .437-20x1.150
-16	5FC98 LAZAB	1			SHIELD, Sport Bar
-17	6035 912	4			NUT, Snap In, .164-18
-18	6504 665	4			

JEEP WRANGLER (TJ)

SERIES	LINE	BODY	ENGINE	TRANSMISSION
H=Sport	J = Wrangler 4WD	77=93.4 WB	EPE, EP0 = 2.5L Power Tech	DGG, DGD = 32RH 3 Spd. Auto.
L=SE	U = Wrangler 4WD (RHD)		ERH, ER0 = 4.0L Power Tech	DDQ = 5 Spd. Manual
P=Sahara				DDD = 5 Speed HD Manual
				DG0 = Auto Trans.
				DBB = Manual Trans.
				DDO = All 5 Speed Manual

AR = Use as required - = Non illustrated part # = New this model year

February 6, 2002